



UBS Financial Services Inc.
299 Park Avenue
25th Floor
New York NY 10171-0002

CNP70057253251015 Y1 0

Resource Management Account

October 2015

GHISLAINE MAXWELL

Account name: GHISLAINE MAXWELL
Friendly account name: Indiv.Check/Car
Account number: [REDACTED]

Your Financial Advisor:
SCOTT STACKMAN/LYLE CASRIEL
Phone: [REDACTED]

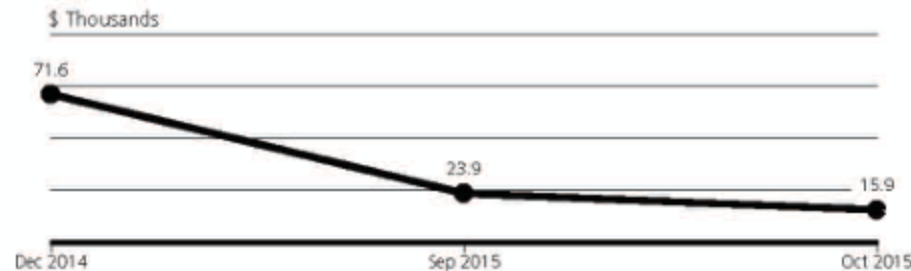
Questions about your statement?
Call your Financial Advisor or the
RMA ResourceLine at 800-RMA-1000,
account 029023576.

Visit our website:
www.ubs.com/financialservices

Value of your account

	on September 30 (\$)	on October 30 (\$)
Your assets	23,883.82	15,875.44
Your liabilities	0.00	0.00
Value of your account	\$23,883.82	\$15,875.44

Tracking the value of your account



Sources of your account growth during 2015

Value of your account at year end 2014	\$71,570.66
Net deposits and withdrawals	-\$55,706.45
Your investment return:	
Dividend and interest income	\$11.23
Change in market value	\$0.00
Value of your account on Oct 30, 2015	\$15,875.44

CONFIDENTIAL



Your account balance sheet

Summary of your assets

	Value on October 30 (\$)	Percentage of your account
A Cash and money balances	15,875.44	100.00%
B Cash alternatives	0.00	0.00%
C Equities	0.00	0.00%
D Fixed income	0.00	0.00%
E Non-traditional	0.00	0.00%
F Commodities	0.00	0.00%
G Other	0.00	0.00%
Total assets	\$15,875.44	100.00%

Value of your account **\$15,875.44**

Your current asset allocation



► Cash and money balances may include available cash balances, UBS Bank USA deposit account balances, UBS AG Stamford Branch deposit account balances and money market mutual fund sweep balances. See the *Important information about your statement* on the last two pages of this statement for details about those balances.

Eye on the markets

Index	Percentage change	
	October 2015	Year to date
S&P 500	8.44%	2.70%
Russell 3000	7.90%	2.02%
MSCI - Europe, Australia & Far East	7.82%	2.53%
Barclays Capital U.S. Aggregate Bond Index	0.02%	1.14%

Interest rates on October 30, 2015

3-month Treasury bills: 0.08%
One-month LIBOR: 0.19%

CONFIDENTIAL



Change in the value of your account

	October 2015 (\$)	Year to date (\$)
Opening account value	\$23,883.82	\$71,570.66
Deposits, including investments transferred in	169.62	86,559.08
Withdrawals and fees, including investments transferred out	-8,178.40	-142,265.53
Dividend and interest income	0.40	11.23
Closing account value	\$15,875.44	\$15,875.44

Dividend and interest income earned

For purposes of this statement, taxability of interest and dividend income has been determined from a US tax reporting perspective. Based upon the residence of the account holder, account type, or product type, some interest and/or dividend payments may not be subject to United States (US) and/or Puerto Rico (PR) income taxes. The client monthly statement is not intended to be used and cannot be relied upon for tax purposes. Clients should refer to the applicable tax reporting forms they receive from UBS annually, such as the Forms 1099 and the Forms 480, for tax reporting information. It is the practice of UBS to file the applicable tax reporting forms with the US Internal Revenue Service and PR Treasury Department, and in such forms accurately classify dividends and/or interest as tax exempt or taxable income. Please consult your individual tax preparer.

	October 2015 (\$)	Year to date (\$)
Taxable interest	0.40	9.30
Total current year	\$0.40	\$9.30
Prior year adjustment	0.00	1.93
Total dividend & interest	\$0.40	\$11.23

Cash activity summary

See Account activity this month for details. Balances in your Sweep Options are included in the opening and closing balances value. FDIC insurance applies only to deposits at UBS Bank USA, not to deposits at UBS AG, Stamford Branch or bank deposits placed through the UBS International Deposit Account program. SIPC protection applies to money market sweep fund holdings but not bank deposits. See Important information about your statement on the last two pages of this document for details.

	October 2015 (\$)	Year to date (\$)
Opening balances	\$23,883.82	\$71,570.66
<i>Additions</i>		
Deposits and other funds credited	169.62	86,559.08
Dividend and interest income	0.40	11.23
Total additions	\$170.02	\$86,570.31
<i>Subtractions</i>		
Checks and bill payments	-7,396.16	-140,009.36
Card payments	-226.98	-1,700.91
Other funds debited	-555.26	-555.26
Total subtractions	-\$8,178.40	-\$142,265.53
Net cash flow	-\$8,008.38	-\$55,695.22
Closing balances	\$15,875.44	\$15,875.44

UBS Bank USA Deposit Account APY

Interest period Sep 8 - Oct 6

Opening UBS Bank USA Deposit balance Sep 8	\$4,394.68
Closing UBS Bank USA Deposit balance Oct 6	\$20,126.38
Number of days in interest period	29
Average daily balance	\$25,201.41
Interest earned	\$0.40
Annual percentage yield earned	0.02%

SDNY_GM_00023666

CNP70009005725327 NP7000189496 00008 1015 030575004 Y123576550 000000

Page 3 of 8

CONFIDENTIAL

EFTA_00134286

EFTA01276057



My Choice Rewards Points from UBS

Rewards points are reflected as of the 26th of the month or the prior business day if the 26th falls on a weekend/holiday. Rewards point activity details can be found on www.ubs.com/online/services

	October 2015	Year to date
Opening balance	3,759	1,433
Points earned	195	2,521
Closing balance	3,954	3,954

Your investment objectives:

You have identified the following investment objectives for this account. If you have questions about these objectives, disagree with them, or wish to change them, please contact your Financial Advisor or Branch Manager. You can find a full description of the alternative investment objectives in *Important information about your statement* at the end of this document.

Your return objective:

Current income & capital appreciation

Your risk profile:

Primary - Aggressive

Investment eligibility consideration - None selected

Your account instructions

- Your account cost basis default closing method is FIFO, First In, First Out.

CONFIDENTIAL



Your assets

Some prices, income and current values shown may be approximate. As a result, gains and losses may not be accurately reflected. See *Important information about your statement* at the end of this document for more information.

Cash

Cash and money balances

Cash and money balances may include available cash balances, UBS Bank USA deposit account balances, UBS AG Stamford Branch deposit account balances and money market mutual fund sweep balances.

UBS Bank USA deposit account balances are insured by the FDIC within applicable limits, but are not protected by SIPC. UBS AG Stamford Branch deposit account balances are not insured by FDIC and are not protected by SIPC. Money market sweep balances are protected by SIPC but are not insured by the FDIC. See the *Important information about your statement* at the end of this document for details about those balances.

Holding	Opening balance on Oct 1 (\$)	Closing balance on Oct 30 (\$)	Price per share on Oct 30 (\$)	Average rate	Dividend/Interest period	Days in period	Cap amount (\$)
UBS BANK USA DEP ACCT	23,883.82	15,875.44					250,000.00

Your total assets

		Value on Oct 30 (\$)	Percentage of your account	Cost basis (\$)	Estimated annual income (\$)	Unrealized gain or loss (\$)
Cash	Cash and money balances	15,875.44	100.00%	15,875.44		
Total		\$15,875.44	100.00%	\$15,875.44		

Account activity this month

	Date	Activity	Description	Amount (\$)
Deposits and other funds credited	Oct 5	Deposit	NON-LOCAL CHECK	169.62
	Total deposits and other funds credited			\$169.62
	<hr/>			
Dividend and interest income				
<i>Taxable interest</i>	Oct 7	Interest	UBS BANK USA DEPOSIT ACCOUNT AS OF 10/06/15	0.40
	Total taxable interest			\$0.40
	Total dividend and interest income			\$0.40

CONFIDENTIAL



	Minimum Payment Due	Payment Due Date	Credit line	Available Credit Line	Outstanding balance
UBS Visa Signature credit card(s) payment information for November 23, 2015	\$68.21	Nov 23, 2015	\$35,000.00	\$32,754.77	\$2,245.23

This credit card is enrolled in UBS Pay Credit Card feature and will automatically be paid from your account. Your payment is scheduled for November 18, 2015.

We provide this information on your UBS Visa Signature credit cards solely as a courtesy to you. The UBS Visa Signature credit card and account are issued by UBS Bank USA. UBS Bank USA sends you the official statement for this account and you should make your payment according to their instructions.

We do not include your outstanding credit card balance in the value of your account with UBS Financial Services Inc.

	Date	Activity	Description	Amount (\$)
Other funds debited	Oct 1	Withdrawal	FEDERAL FUNDS COMPLIMENTARY FED FUND WIRE TO Colin Cowie AT FIRST REPUBLIC BANK	-555.26
	Total other funds debited			-\$555.26

	Date	Activity	Description	Amount (\$)
Money balance activities	Sep 30	Balance forward		\$23,883.82
	Oct 2	Withdrawal	UBS BANK USA DEPOSIT ACCOUNT AS OF 10/01/15	-3,330.26
	Oct 5	Withdrawal	UBS BANK USA DEPOSIT ACCOUNT AS OF 10/02/15	-597.20
	Oct 6	Deposit	UBS BANK USA DEPOSIT ACCOUNT	169.62
	Oct 7	Deposit	UBS BANK USA DEPOSIT ACCOUNT AS OF 10/06/15	0.40
	Oct 13	Withdrawal	UBS BANK USA DEPOSIT ACCOUNT	-4,023.96
	Oct 19	Withdrawal	UBS BANK USA DEPOSIT ACCOUNT AS OF 10/16/15	-95.68
	Oct 27	Withdrawal	UBS BANK USA DEPOSIT ACCOUNT AS OF 10/26/15	-5.30
	Oct 28	Withdrawal	UBS BANK USA DEPOSIT ACCOUNT AS OF 10/27/15	-126.00
	Oct 30	Closing UBS Bank USA Deposit Account		\$15,875.44

The UBS Bank USA Deposit Account is your primary sweep option.

CONFIDENTIAL



Your notes

CONFIDENTIAL

Important information about your statement

UBS Financial Services Inc. (the Firm or UBS Financial Services), is a member of all principal security, commodity and options exchanges. UBS Financial Services and UBS Bank USA are indirect subsidiaries of UBS AG and affiliates of UBS Securities LLC. The Firm's financial statement is available upon request. The Firm's executive offices are at:

UBS Financial Services Inc.
1200 Harbor Boulevard
Weehawken, NJ 07086

This statement represents the only official record of your UBS Financial Services account. Other records, except official tax documents, containing conflicting data should not be relied upon. If you believe there is an error or omission, please report it immediately in writing to the Branch Manager of the office serving your account.

Although all figures shown are intended to be accurate, statement data should not be used for tax purposes. Rely solely on year-end tax forms, (i.e., Form 1099, 5498, 1042S, etc.) when preparing your tax return. The Firm is required by law to report to the IRS all taxable dividends, reportable non-taxable dividends and taxable interest earned on securities held in your account, net proceeds on sale transactions, and cost basis on certain covered securities.

Communications with the Firm

- Please re-confirm any oral communications in writing to further protect your rights, including your rights under the Securities Investor Protection Act (SIPA).
- If the financial institution on the top left of the front of this statement is not UBS Financial Services, UBS Financial Services carries your account as clearing broker by arrangement with the indicated institution. We informed you of this relationship when you opened this account. In this case, your funds and securities are located at UBS Financial Services and not the introducing broker, and you must make a report of any error or omission to **both** firms.

All account statements shall be deemed complete and accurate if not objected to in writing within 60 days.

- Please direct customer complaints or inquiries to the Firm's Client Relations Department at 201-352-1699 or toll-free at 800-354-9103, 8:00 A.M. to 6:00 P.M. ET Monday through Friday, or in writing to UBS Financial Services Inc., Client Relations Department, P.O. Box 766 Union City, NJ 07087.
- In case of errors or questions about an electronic funds transfer (EFT), bill payment or UBS Visa® debit card transactions, call 800-762-1000, or write to UBS Financial Services Inc., 1000 Harbor Blvd., 6th floor, Weehawken, NJ 07086, Attn: RMBBSA Services.

Call or write as soon as you can, if you think your statement or receipt is wrong or if you need more information about a transfer on the statement or receipt. The Firm or Card Issuer (as applicable) must hear from you no later than 60 days after the Firm sent you the first statement on which the error or problem appeared.

- Provide your name and account number (if any).
- Describe the error or the transfer you are unsure about, and explain as clearly as you can why you believe it is an error or why you need more information.
- Provide the dollar amount of the suspected error.

The Firm or Card Issuer will investigate your complaint and will correct any error promptly.

Please make all checks payable to the Firm or the financial institution indicated on the front of this statement. In addition to regular account fees, accounts may be subject to maintenance fees, charges for late payment for securities purchases and charges for unpaid amounts in cash accounts. Accounts that are transferred to other institutions may be subject to a transfer fee.

UBS Sweep Options

UBS offers options for sweeping cash balances, balances to bank deposits at UBS Bank USA and UBS AG Stamford branch (Bank Sweep Programs), money market mutual funds (Money Funds) and the International Deposit Account (IDA) for customers with an International Resource Management Account. Through the Bank Sweep Programs, cash balances are swept to UBS Bank USA up to an established limit and then to UBS AG Stamford Branch, or a Money Fund. Deposits at UBS Bank USA are FDIC insured in accordance with FDIC rules. For more information please visit www.fdic.gov. Deposits at UBS AG Stamford Branch and shares of Money Funds are not insured by the FDIC.

Through the IDA, available to cash balances are swept to deposit accounts at UBS AG New York Branch and UBS AG Cayman Branch. These deposits are not insured by the FDIC. Balances held at the UBS AG Cayman Branch are temporarily exposed to the sovereign risk of the Cayman Islands, and there is no guarantee or other obligation of UBS AG to repay the balances while on the UBS Cayman's Branch's books.

Deposits at UBS Bank USA and each UBS AG Branch are not protected by SIPC. Money Fund shares are protected by SIPC. See "UBS Financial Services Account Protection" below.

Upon your request, balances in the Bank Sweep Programs or IDA may be withdrawn, and shares of a Money Fund may be liquidated, and the proceeds returned to you or your securities account.

Further information about available sweep options, including current interest rates and yields, is available at www.ubs.com/sweepyields, from your Financial Advisor or by calling 800-762-1000.

UBS Financial Services account protection

The Firm is a member of the Securities Investor Protection Corporation (SIPC), which protects securities accounts of its members up to \$500,000 (including \$250,000 for claims for cash). The SIPC asset protection limits apply to all accounts that you hold in a particular capacity. The Firm, together with certain affiliates, has also purchased supplemental protection. The maximum amount payable to all eligible clients, collectively under this protection is \$500 million as of December 10, 2013.

Subject to the policy conditions and limitations, cash at the Firm is further protected for up to \$1.9 million in the aggregate for all your accounts held in a particular capacity. A full copy of the policy wording is available upon request.

The SIPC protection and the supplemental protection both do not apply to:

- Certain financial assets controlled by (and included in your account value) but held away from UBS Financial Services (e.g., certain (i) cash at UBS Bank, (ii) cash at UBS AG Stamford branch, (iii) insurance products, including variable annuities, and (iv) shares of mutual funds where such shares are registered directly in the name of the account

holder on the books and records of the applicable issuer or transfer agent).

- Certain investment contracts or investment interests (e.g., limited partnerships and private placements) that are not registered under the Securities Act of 1933; and
- Commodities contracts (e.g., foreign exchange and precious metal contracts), including futures contracts and commodity option contracts.

The SIPC protection and the supplemental protection do not apply to these assets even if they otherwise appear on your statements. The SIPC protection and the supplemental protection do not protect against changes in the market value of your investments (whether as a result of market movement, issuer bankruptcy or otherwise).

More information is available upon request. You may obtain more information about SIPC, including the SIPC Brochure, by contacting SIPC at 202-371-8300 or by visiting the SIPC website at www.sipc.org.

Dividend Reinvestment Program (DRIP)

The price reflected is an average price. You may obtain the actual price from your Financial Advisor. Only whole shares are purchased under DRIP, partial shares will be sold and the cash will be deposited in your account. The dividend reinvestment price supplied by the issuer may differ from the market price at which the partial shares are sold.

Cash-in-lieu

Only whole units may be held in your account. If you are entitled to a partial unit as a result of a dividend payment or otherwise, the Firm will either sell partial units at market price or accept an amount determined by a registered clearing agency, and credit your account.

Investment objectives

The investment objectives and risk profile are specific to each account and may vary between. Please advise the Firm promptly in writing of any significant change in your financial situation or investment objectives. For each account held, you choose one of the following investment objectives:

- **Produce Current Income:** Investments seeking the generation of income only.
- **Achieve Capital Appreciation:** Investments seeking growth of principal rather than the generation of income.
- **Produce Combination of Income and Capital Appreciation:** Investments seeking both the generation of income and growth of principal.

Overall risk profiles

- **Conservative:** Seeks to maintain initial principal, with low risk and volatility to the account overall, even if that means the account does not generate significant income or returns and may not keep pace with inflation.
- **Moderate:** Willing to accept some risk to principal and tolerate some volatility to seek higher returns.
- **Aggressive:** Willing to accept high risk to principal and high volatility to seek high returns over time.

Statement "householding"

We may consolidate all related account statements with the same address in the same envelope. Accounts may be related for this purpose because they have owners who also maintain joint account relationships with other clients at the same address. This practice is known as "householding." If you prefer to receive individual statements mailed in separate

envelopes — you may decline householding by calling your Financial Advisor.

Friendly account name

The Friendly account name reflects information that you entered on the Firm's online services website. It is a customizable "nickname" chosen by you to assist you with your recordkeeping. It has no legal effect on your account. You can change your Friendly account names, through Online Services or by contacting your Financial Advisor.

Account overview

- **Value of your accounts/ portfolio:** Net of assets and liabilities.
- **Assets:** Includes available cash balances, values for restricted security (est.), and Global Time Deposits, unrealized marks to market, and certain assets not held by the Firm. Does not include unpriced securities/assets at the end of the prior and current statement periods, or private investments, unvested stock options and exercisable stock options.
- **Liabilities:** Includes debit balances, outstanding margin loans, credit line, short account balances.
- **Cash/money balances:** Total of uninvested available cash balances, plus UBS Bank USA deposit balances, UBS AG Stamford Branch deposit balances and money market mutual fund sweep balances, at the close of the statement period. Non-commodity free credit balances in your account are not segregated from other balances and the Firm may use any of these funds in the ordinary course of its business. These funds are payable upon your demand. This total is included in the current period closing value.

Lending information

For detailed information on the Firm's lending practices and disclosures, refer to your Client Relationship Agreement or Account Agreement and the General Terms and Conditions. UBS Statement of Credit Practices available in Agreements and Disclosures at www.ubs.com/accountdisclosure

Your assets

Your statement itemizes securities and other assets held in the account at the end of the statement period. You may ask for delivery of fully paid securities at any time. You may receive securities used as loan collateral after paying any balance due on them. Any securities transferred to the Firm during the statement period are listed at market value as of the end of the statement period.

- **Cost basis:** In determining the cost basis of the securities included in this statement, where indicated with the number "1," UBS Financial Services has relied on information obtained from sources other than UBS Financial Services, including information from another firm or that you may have provided to your Financial Advisor. The Firm does not independently verify or guarantee the accuracy or validity of any information provided by sources other than UBS Financial Services.

In addition, although UBS Financial Services generally updates this information as it is received, the Firm does not provide any assurances that the information under "Cost basis" and "Unrealized gain/loss" is accurate as of the date of this statement. As such, please do not rely on this information to make purchase or sale decisions, for tax purposes or otherwise. Accounts transferred to the Firm may reflect gain/loss information only for the period of time they are held at the Firm. More historical information can be added by your Financial Advisor.

- **Unrealized gains/losses:** When data is available, estimated unrealized gains/losses are calculated for

SDNY_GM_00023672

CONFIDENTIAL

EFTA_00134292

EFTA01276063

Important information about your statement (continued)

individual security lots. The transaction data for individual lots may or may not reflect commissions, charges and/or security reorganization events. Dividend and other reinvestment lots and systematic purchase lots are each combined to display one averaged lot. The "Trade date" column presents the original transaction trade date.

- **Callable securities.** Bonds and preferred stock that the issuer calls for early redemption will be selected impartially by lot from among all securities of that issue held in our name or in nominee name for our clients. Call feature information is obtained from third parties and its accuracy is not guaranteed. Other call features may exist which could affect yield. Complete information will be provided upon request.
- **Certificates of deposit (CDs)** CDs are FDIC insured up to \$250,000 in principal and accrued interest per depositor and per depository institution, in accordance with FDIC rules.
- **Price/value.** Prices displayed for securities and other products may be higher or lower than the price that you would actually receive in the market. Prices are obtained from various third party sources which we believe to be reliable, but we do not guarantee their accuracy.
 - We generally use the closing price when available or the mean of the bid and ask prices for listed securities and options or only bid prices for OTC securities.
 - Less actively traded securities may be priced using a valuation model or the most recent price we obtained and may not reflect an actual market price or value.
 - Certain positions may appear without a price and will show as "price was not available" if we are unable to obtain a price for a security.
 - Deposits or securities denominated in currencies other than U.S. dollars are reflected at the exchange rate as of the statement date.
 - For certain securities trading in non-conforming denominations, price and quantity (face value) may have been adjusted to facilitate proper valuation.To obtain current quotations, when available, contact your Financial Advisor.
- **Private investments and structured products.** Private investment securities (including direct participation program and real estate investment trust securities) and structured products are generally highly illiquid. Certain structured products have not been registered with the Securities and Exchange Commission or under any state securities laws. We provide estimated values for private investment securities and structured products for informational purposes only. Accuracy is not guaranteed.
 - These values may differ substantially from prices, if any, at which a private investment security or structured product may be bought or sold and do not necessarily represent the value you may receive upon liquidation.
 - Third party estimates of value are as of a certain date and are supplied to UBS Financial Services on a regular basis by an independent valuation firm.
 - Issuer, general partner or sponsor estimated values, if any, are supplied to the Firm by the issuer, general partner or sponsor and may be calculated based on different information from that used by third parties to derive their estimated values.
 - You can obtain additional information regarding the methodology used to determine the estimate of value and the date of the information that is the basis for the estimate by contacting your Financial Advisor.

- Third party estimated values may be reflected as "Not priced" in several situations: when an independent valuation firm has not supplied or is unable to assign a value, when we become aware that a material event has occurred that may call a previously reported value into question, or when a value would be highly speculative due to the nature of the security.
 - When neither an issuer, general partner or sponsor estimated value nor a third-party estimated value is provided, the value of the security will be different from its purchase price.
 - "Distributions to date" may include return of capital, income or both.
 - "Original unit size" represents the initial offering price per unit and may not reflect your cost basis.
- **Restricted securities.** Restricted securities generally are not currently eligible for public sale. UBS Financial Services uses the market price of the unrestricted stock of the same issuer as an imputed value for the restricted stock for purposes of this statement only. To the extent that restricted securities are eligible for sale, the value received may be substantially less than the imputed value shown.
 - **Est. (estimated) income, current yields and rates.** An estimate of annual income is based on current dividend and interest rates, assuming the securities will be held for one year from statement date or until maturity. This estimate is only a guideline; accuracy and continued income are not guaranteed.
 - Estimated annual income and current yield for certain types of securities could include a return of principal or capital gains in which case the est. income (and current yield) would be overstated.
 - Estimated annual income and current yield and the actual income and yield might be lower or higher than the estimated amounts.
 - An estimate of annualized income (dividend and/or interest) divided by the current market value/average balance is based on the last dividend or interest payment made by the issuer and assumes the securities deposits will be held for one year from the statement date or until maturity. Accuracy and continued yield are not guaranteed.
 - **Assets not held by UBS Financial Services.** Certain assets are not held by the Firm and not within the Firm's possession or control. These assets are displayed on your statement for informational purposes only. Positions and values presented are provided by the issuing firm. UBS Financial Services is not responsible for this information and does not guarantee its accuracy. These assets are not protected by SIPC or the Firm's supplemental SIPC coverage.
 - **Revenue sharing and additional compensation.**
 - In addition to commissions on sales and 12b-1 fees received in connection with the distribution of mutual funds to our clients we and/or our affiliate receive revenue sharing payments from distributors and/or advisors of the mutual funds that we sell. These amounts are based on two different components: (i) the amount of sales by UBS of a particular mutual fund family to our clients; and (ii) the asset value of a particular mutual fund family's shares held at the firm.
 - We and our affiliate also receive networking and omnibus processing fees in consideration for transfer agent services that we provide to the mutual funds. These fees generally are paid from investor assets in the mutual fund and are a fixed dollar amount based on the

- number of accounts at the broker-dealer holding mutual funds of that fund family.
- In addition to commissions received in connection with the sale or distribution of annuity contracts and unit investment trust units to our clients, we and/or our affiliate receive revenue sharing compensation from many of the insurance companies underwriting the annuity contracts, affiliates of the insurance companies or sponsors of the unit investment trusts we distribute.
- Our affiliates also receive trading commissions and other compensation from mutual funds and insurance companies whose products we distribute.
- We receive an annual fee from UBS Bank USA and UBS AG Stamford Branch of up to \$25 per account sweeping to the banks under the UBS Bank Sweep Programs.

Activity

Information regarding commissions and other charges incurred in connection with the execution of trades, including option transactions has been included on confirmations previously furnished to you, and will be provided to you promptly on request.

Short selling

If you are engaged in short selling a security, you may incur a charge due to certain borrowing costs for that particular security.

Open orders

Regarding open or "good-till-cancelled" orders that were not executed by the statement date, open buy and sell stop orders are reduced by the amount of dividends or rights on an ex-dividends or ex-rights date unless instructed otherwise by you. You are responsible for orders that are executed due to your failure to cancel existing open orders.

Tax withholding on distributions from UBS Financial Services IRAs

Federal tax law requires UBS Financial Services to withhold income tax from your taxable IRA distributions, but you may elect not to have income tax withheld or, instead, you may elect to have tax withheld at a rate or in a fixed amount as you choose. Your election will remain in effect until revoked by you. You may revoke your election at any time by making a new election. If you do not have enough income tax withheld from your distributions, you may be responsible for the payment of estimated tax. You may incur penalties if the amounts withheld and your estimated tax payments are not equal to your tax obligation.

Privacy

To obtain a copy of our current Client Privacy Notice, please contact your Financial Advisor or visit our website at www.ubs.com/privacypolicy.

UBS Financial Services is not a bank. The RMA, Business Services Account BSA and IRMA are brokerage accounts which provide access to banking services and products through arrangements with affiliated banks and other third-party banks, and provides access to insurance and annuity products issued by unaffiliated third-party insurance companies through insurance agency subsidiaries of UBS Financial Services Inc.

Investment, insurance, and annuity products:
Not FDIC insured • No bank guarantee • May lose value

RMA, Resource Management Account, Business Services Account BSA, IRMA and International Resource Management

Account are registered service marks of UBS Financial Services Inc.

Visa Signature is a registered service mark of Visa International. UBS Visa Signature credit cards and UBS Visa debit cards are issued by UBS Bank USA with permission from Visa U.S.A. Incorporated.

UBS Financial Services Inc.

Rev. 201407

SDNY_GM_00023673

CONFIDENTIAL

EFTA_00134293

EFTA01276064



UBS Financial Services Inc.
299 Park Avenue
25th Floor
New York NY 10171-0002

CNP7005643953 1115.X2 Y1 0

Resource Management Account

November 2015

GHISLAINE MAXWELL

Account name: GHISLAINE MAXWELL
Friendly account name: Indiv.Check/Car
Account number: [REDACTED]

Your Financial Advisor:
SCOTT STACKMAN/LYLE CASRIEL
Phone: [REDACTED]

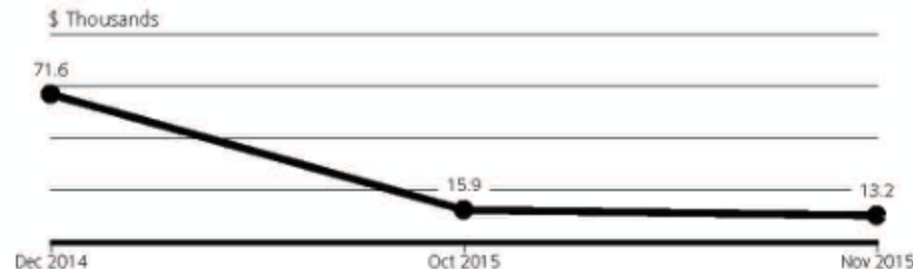
Questions about your statement?
Call your Financial Advisor or the
RMA ResourceLine at 800-RMA-1000,
account 029023576.

Visit our website:
www.ubs.com/financialservices

Value of your account

	on October 30 (\$)	on November 30 (\$)
Your assets	15,875.44	13,237.97
Your liabilities	0.00	0.00
Value of your account	\$15,875.44	\$13,237.97

Tracking the value of your account



Sources of your account growth during 2015

Value of your account at year end 2014	\$71,570.66
Net deposits and withdrawals	-\$58,344.22
Your investment return:	
Dividend and interest income	\$11.53
Change in market value	\$0.00
Value of your account on Nov 30, 2015	\$13,237.97

CONFIDENTIAL



Your account balance sheet

Summary of your assets

	Value on November 30 (\$)	Percentage of your account
A Cash and money balances	13,237.97	100.00%
B Cash alternatives	0.00	0.00%
C Equities	0.00	0.00%
D Fixed income	0.00	0.00%
E Non-traditional	0.00	0.00%
F Commodities	0.00	0.00%
G Other	0.00	0.00%
Total assets	\$13,237.97	100.00%

Value of your account **\$13,237.97**

Your current asset allocation



► Cash and money balances may include available cash balances, UBS Bank USA deposit account balances, UBS AG Stamford Branch deposit account balances and money market mutual fund sweep balances. See the *Important information about your statement* on the last two pages of this statement for details about those balances.

Eye on the markets

Index	Percentage change	
	November 2015	Year to date
S&P 500	0.30%	3.01%
Russell 3000	0.55%	2.58%
MSCI - Europe, Australia & Far East	-1.54%	0.95%
Barclays Capital U.S. Aggregate Bond Index	-0.26%	0.88%

Interest rates on November 30, 2015

3-month Treasury bills: 0.21%
One-month LIBOR: 0.24%

CONFIDENTIAL



Change in the value of your account

	November 2015 (\$)	Year to date (\$)
Opening account value	\$15,875.44	\$71,570.66
Deposits, including investments transferred in	0.00	86,559.08
Withdrawals and fees, including investments transferred out	-2,637.77	-144,903.30
Dividend and interest income	0.30	11.53
Closing account value	\$13,237.97	\$13,237.97

Dividend and interest income earned

For purposes of this statement, taxability of interest and dividend income has been determined from a US tax reporting perspective. Based upon the residence of the account holder, account type, or product type, some interest and/or dividend payments may not be subject to United States (US) and/or Puerto Rico (PR) income taxes. The client monthly statement is not intended to be used and cannot be relied upon for tax purposes. Clients should refer to the applicable tax reporting forms they receive from UBS annually, such as the Forms 1099 and the Forms 480, for tax reporting information. It is the practice of UBS to file the applicable tax reporting forms with the US Internal Revenue Service and PR Treasury Department, and in such forms accurately classify dividends and/or interest as tax exempt or taxable income. Please consult your individual tax preparer.

	November 2015 (\$)	Year to date (\$)
Taxable interest	0.30	9.60
Total current year	\$0.30	\$9.60
Prior year adjustment	0.00	1.93
Total dividend & interest	\$0.30	\$11.53

Cash activity summary

See *Account activity this month* for details. Balances in your Sweep Options are included in the opening and closing balances value. FDIC insurance applies only to deposits at UBS Bank USA, not to deposits at UBS AG, Stamford Branch or bank deposits placed through the UBS International Deposit Account program. SIPC protection applies to money market sweep fund holdings but not bank deposits. See *Important information about your statement* on the last two pages of this document for details.

	November 2015 (\$)	Year to date (\$)
Opening balances	\$15,875.44	\$71,570.66
<i>Additions</i>		
Deposits and other funds credited	0.00	86,559.08
Dividend and interest income	0.30	11.53
Total additions	\$0.30	\$86,570.61
<i>Subtractions</i>		
Checks and bill payments	-2,384.29	-142,393.65
Card payments	-253.48	-1,954.39
Other funds debited	0.00	-555.26
Total subtractions	-\$2,637.77	-\$144,903.30
Net cash flow	-\$2,637.47	-\$58,332.69
Closing balances	\$13,237.97	\$13,237.97

UBS Bank USA Deposit Account APY

Interest period Oct 7 - Nov 5

Opening UBS Bank USA Deposit balance Oct 7	\$20,126.38
Closing UBS Bank USA Deposit balance Nov 5	\$15,210.54
Number of days in interest period	30
Average daily balance	\$16,749.68
Interest earned	\$0.30
Annual percentage yield earned	0.02%

SDNY_GM_00023676

CNP70008005643955 NP7000190349 00008 1115 030575004 Y123576550 010000

Page 3 of 8

CONFIDENTIAL

EFTA_00134296

EFTA01276067



My Choice Rewards Points from UBS

Rewards points are reflected as of the 26th of the month or the prior business day if the 26th falls on a weekend/holiday. Rewards point activity details can be found on www.ubs.com/online/services

	November 2015	Year to date
Opening balance	3,954	1,433
Points earned	0	2,521
Closing balance	3,954	3,954

Your investment objectives:

You have identified the following investment objectives for this account. If you have questions about these objectives, disagree with them, or wish to change them, please contact your Financial Advisor or Branch Manager. You can find a full description of the alternative investment objectives in *Important information about your statement* at the end of this document.

Your return objective:

Current income & capital appreciation

Your risk profile:

Primary - Aggressive

Investment eligibility consideration - None selected

Your account instructions

- Your account cost basis default closing method is FIFO, First In, First Out.

CONFIDENTIAL



Your assets

Some prices, income and current values shown may be approximate. As a result, gains and losses may not be accurately reflected. See *Important information about your statement* at the end of this document for more information.

Cash

Cash and money balances

Cash and money balances may include available cash balances, UBS Bank USA deposit account balances, UBS AG Stamford Branch deposit account balances and money market mutual fund sweep balances.

UBS Bank USA deposit account balances are insured by the FDIC within applicable limits, but are not protected by SIPC. UBS AG Stamford Branch deposit account balances are not insured by FDIC and are not protected by SIPC. Money market sweep balances are protected by SIPC but are not insured by the FDIC. See the *Important information about your statement* at the end of this document for details about those balances.

Holding	Opening balance on Nov 1 (\$)	Closing balance on Nov 30 (\$)	Price per share on Nov 30 (\$)	Average rate	Dividend/Interest period	Days in period	Cap amount (\$)
UBS BANK USA DEP ACCT	15,875.44	13,237.97					250,000.00

Your total assets

		Value on Nov 30 (\$)	Percentage of your account	Cost basis (\$)	Estimated annual income (\$)	Unrealized gain or loss (\$)
Cash	Cash and money balances	13,237.97	100.00%	13,237.97		
Total		\$13,237.97	100.00%	\$13,237.97		

Account activity this month

	Date	Activity	Description	Amount (\$)
Dividend and interest income				
<i>Taxable interest</i>				
	Nov 6	Interest	UBS BANK USA DEPOSIT ACCOUNT AS OF 11/05/15	0.30
	Total taxable interest			\$0.30
	Total dividend and interest income			\$0.30
Bill payments				
	Nov 4	Withdrawal	ACH WITHDRAWAL UNITEDHEALTHONE	-556.98
	Nov 4	Withdrawal	ACH WITHDRAWAL UNITEDHEALTHONE	-40.22
	Nov 9	Withdrawal	ACH WITHDRAWAL AMEX EPayment	-1,787.09
	Total bill payments			-\$2,384.29

SDNY_GM_00023678

CNP70006005643957 NP7000190349 00008 1115 030575004 Y123576550 010000

CONFIDENTIAL



Account activity this month (continued)

Transaction date	Posting date	Description	Amount (\$)
Card purchases			
UBS Visa debit: XXX0 3536			
G. MAXWELL			
Oct 30	Nov 03	ESPA CORP NEW YORK NY 475305900015700107	\$68.00
Total charges			\$68.00

UBS Visa debit: XXX4 0963
G. MAXWELL

Nov 20	Nov 24	ESPA CORP NEW YORK NY 475326900017600052	\$89.80
Total charges			\$89.80
Total card purchases			\$157.80

Date	Description	Amount (\$)
Card payments		
Nov 18	CREDIT CARD PAYMENT	-95.68
Total card payments		-\$95.68

Minimum Payment Due	Payment Due Date	Credit line	Available Credit Line	Outstanding balance
UBS Visa Signature credit card(s) payment information for December 23, 2015				
\$68.09	Dec 23, 2015	\$35,000.00	\$32,825.36	\$2,174.64

This credit card is enrolled in UBS Pay Credit Card feature and will automatically be paid from your account. Your payment is scheduled for December 18, 2015.

We provide this information on your UBS Visa Signature credit cards solely as a courtesy to you. The UBS Visa Signature credit card and account are issued by UBS Bank USA. UBS Bank USA sends you the official statement for this account and you should make your payment according to their instructions.

We do not include your outstanding credit card balance in the value of your account with UBS Financial Services Inc.

Date	Activity	Description	Amount (\$)
Money balance activities			
Oct 30	Balance forward		\$15,875.44
Nov 4	Withdrawal	UBS BANK USA DEPOSIT ACCOUNT AS OF 11/03/15	-68.00
Nov 5	Withdrawal	UBS BANK USA DEPOSIT ACCOUNT AS OF 11/04/15	-597.20
Nov 6	Deposit	UBS BANK USA DEPOSIT ACCOUNT AS OF 11/05/15	0.30
Nov 10	Withdrawal	UBS BANK USA DEPOSIT ACCOUNT AS OF 11/09/15	-1,787.09

continued next page

CONFIDENTIAL



Account activity this month (continued)

	Date	Activity	Description	Amount (\$)
Money balance activities (continued)	Nov 19	Withdrawal	UBS BANK USA DEPOSIT ACCOUNT AS OF 11/18/15	-95.68
	Nov 25	Withdrawal	UBS BANK USA DEPOSIT ACCOUNT AS OF 11/24/15	-89.80
	Nov 30	Closing UBS Bank USA Deposit Account		\$13,237.97

The UBS Bank USA Deposit Account is your primary sweep option.

CONFIDENTIAL



Your notes

CONFIDENTIAL

Important information about your statement

UBS Financial Services Inc. (the Firm or UBS Financial Services), is a member of all principal security, commodity and options exchanges. UBS Financial Services and UBS Bank USA are indirect subsidiaries of UBS AG and affiliates of UBS Securities LLC. The Firm's financial statement is available upon request. The Firm's executive offices are at:

UBS Financial Services Inc.
1200 Harbor Boulevard
Weehawken, NJ 07086

This statement represents the only official record of your UBS Financial Services account. Other records, except official tax documents, containing conflicting data should not be relied upon. If you believe there is an error or omission, please report it immediately in writing to the Branch Manager of the office serving your account.

Although all figures shown are intended to be accurate, statement data should not be used for tax purposes. Rely solely on year-end tax forms, (i.e., Form 1099, 5498, 1042S, etc.) when preparing your tax return. The Firm is required by law to report to the IRS all taxable dividends, reportable non-taxable dividends and taxable interest earned on securities held in your account, net proceeds on sale transactions, and cost basis on certain covered securities.

Communications with the Firm

- Please re-confirm any oral communications in writing to further protect your rights, including your rights under the Securities Investor Protection Act (SIPA).
- If the financial institution on the top left of the front of this statement is not UBS Financial Services, UBS Financial Services carries your account as clearing broker by arrangement with the indicated institution. We informed you of this relationship when you opened this account. In this case, your funds and securities are located at UBS Financial Services and not the introducing broker, and you must make a report of any error or omission to **both** firms.

All account statements shall be deemed complete and accurate if not objected to in writing within 60 days.

- Please direct customer complaints or inquiries to the Firm's Client Relations Department at 201-352-1699 or toll-free at 800-354-9103, 8:00 A.M. to 6:00 P.M. ET Monday through Friday, or in writing to UBS Financial Services Inc., Client Relations Department, P.O. Box 766 Union City, NJ 07087.
- In case of errors or questions about an electronic funds transfer (EFT), bill payment or UBS Visa® debit card transactions, call 800-762-1000, or write to UBS Financial Services Inc., 1000 Harbor Blvd., 6th floor, Weehawken, NJ 07086, Attn: RMA/BSA Services.

Call or write as soon as you can, if you think your statement or receipt is wrong or if you need more information about a transfer on the statement or receipt. The Firm or Card Issuer (as applicable) must hear from you no later than 60 days after the Firm sent you the first statement on which the error or problem appeared.

- Provide your name and account number (if any).
- Describe the error or the transfer you are unsure about, and explain as clearly as you can why you believe it is an error or why you need more information.
- Provide the dollar amount of the suspected error.

The Firm or Card Issuer will investigate your complaint and will correct any error promptly. If we take more than 10 business days to do this, we will credit your account for the amount you think is in error, so that you will have the use of the money during the time it takes us to complete our investigation.

Please make all checks payable to the Firm or the financial institution indicated on the front of this statement. In addition to regular account fees, accounts may be subject to maintenance fees, charges for late payment for securities purchases and charges for unpaid amounts in cash accounts. Accounts that are transferred to other institutions may be subject to a transfer fee.

UBS Sweep Options

UBS offers options for sweeping cash balances, balances to bank deposits at UBS Bank USA and UBS AG Stamford branch (Bank Sweep Programs), money market mutual funds (Money Funds) and the International Deposit Account (IDA) for customers with an International Resource Management Account. Through the Bank Sweep Programs, cash balances are swept to UBS Bank USA up to an established limit and then to UBS AG Stamford Branch, or a Money Fund. Deposits at UBS Bank USA are FDIC insured in accordance with FDIC rules. For more information please visit www.fdic.gov. Deposits at UBS AG Stamford Branch and shares of Money Funds are not insured by the FDIC.

Through the IDA, available to cash balances are swept to deposit accounts at UBS AG New York Branch and UBS AG Cayman Branch. These deposits are not insured by the FDIC. Balances held at the UBS AG Cayman Branch are temporarily exposed to the sovereign risk of the Cayman Islands, and there is no guarantee or other obligation of UBS AG to repay the balances while on the UBS Cayman's Branch's books.

Deposits at UBS Bank USA and each UBS AG Branch are not protected by SIPC. Money Fund shares are protected by SIPC. See "UBS Financial Services Account Protection" below.

Upon your request, balances in the Bank Sweep Programs or IDA may be withdrawn, and shares of a Money Fund may be liquidated, and the proceeds returned to you or your securities account.

Further information about available sweep options, including current interest rates and yields, is available at www.ubs.com/sweep/yields, from your Financial Advisor or by calling 800-762-1000.

UBS Financial Services account protection

The Firm is a member of the Securities Investor Protection Corporation (SIPC), which protects securities accounts of its members up to \$500,000 (including \$250,000 for

claims for cash). The SIPC asset protection limits apply to all accounts that you hold in a particular capacity. The Firm, together with certain affiliates, has also purchased supplemental protection. The maximum amount payable to all eligible clients, collectively under this protection is \$500 million as of December 10, 2013.

Subject to the policy conditions and limitations, cash at the Firm is further protected for up to \$1.9 million in the aggregate for all your accounts held in a particular capacity. A full copy of the policy wording is available upon request.

The SIPC protection and the supplemental protection both do not apply to:

- Certain financial assets controlled by (and included in your account value) but held away from UBS Financial Services (e.g., certain (i) cash at UBS Bank, (ii) cash at UBS AG Stamford branch, (iii) insurance products, including variable annuities, and (iv) shares of mutual funds where such shares are registered directly in the name of the account holder on the books and records of the applicable issuer or transfer agent);
- Certain investment contracts or investment interests (e.g., limited partnerships and private placements) that are not registered under the Securities Act of 1933; and
- Commodities contracts (e.g., foreign exchange and precious metal contracts), including futures contracts and commodity option contracts.

The SIPC protection and the supplemental protection do not apply to these assets even if they otherwise appear on your statements. The SIPC protection and the supplemental protection do not protect against changes in the market value of your investments (whether as a result of market movement, issuer bankruptcy or otherwise).

More information is available upon request. You may obtain more information about SIPC, including the SIPC Brochure, by contacting SIPC at 202-371-8300 or by visiting the SIPC website at www.sipc.org

Dividend Reinvestment Program (DRIP)

The price reflected is an average price. You may obtain the actual price from your Financial Advisor. Only whole shares are purchased under DRIP; partial shares will be sold and the cash will be deposited in your account. The dividend reinvestment price supplied by the issuer may differ from the market price at which the partial shares are sold.

Cash-in-lieu

Only whole units may be held in your account. If you are entitled to a partial unit as a result of a dividend payment or otherwise, the Firm will either sell partial units at market price or accept an amount determined by a registered clearing agency, and credit your account.

Investment objectives

The investment objectives and risk profile are specific to each account and may vary between. Please advise the Firm promptly in writing of any significant change in your financial situation or investment objectives. For each

account held, you choose one of the following investment objectives:

- **Produce Current Income:** Investments seeking the generation of income only.
- **Achieve Capital Appreciation:** Investments seeking growth of principal rather than the generation of income.
- **Produce Combination of Income and Capital Appreciation:** Investments seeking both the generation of income and growth of principal.

Overall risk profiles

- **Conservative:** Seeks to maintain initial principal, with low risk and volatility to the account overall, even if that means the account does not generate significant income or returns and may not keep pace with inflation.
- **Moderate:** Willing to accept some risk to principal and tolerate some volatility to seek higher returns.
- **Aggressive:** Willing to accept high risk to principal and high volatility to seek high returns over time.

Statement "householding"

We may consolidate all related account statements with the same address in the same envelope. Accounts may be related for this purpose because they have owners who also maintain joint account relationships with other clients at the same address. This practice is known as "householding." If you prefer to receive individual statements mailed in separate envelopes — you may decline householding by calling your Financial Advisor.

Friendly account name

The Friendly account name reflects information that you entered on the Firm's online services website. It is a customizable "nickname" chosen by you to assist you with your recordkeeping. It has no legal effect on your account. You can change your Friendly account names, through Online Services or by contacting your Financial Advisor.

Account overview

- **Value of your account/portfolio.** Net of assets and liabilities.
- **Assets.** Includes available cash balances, values for restricted security (est.), and Global Time Deposits, unrealized marks to market, and certain assets not held by the Firm. Does not include unpriced securities/assets at the end of the prior and current statement periods, or private investments, unvested stock options and exercisable stock options.
- **Liabilities.** Includes debit balances, outstanding margin loans, credit line, short account balances.
- **Cash/money balances.** Total of uninvested available cash balances, plus UBS Bank USA deposit balances, UBS AG Stamford Branch deposit balances and money market mutual fund sweep balances, at the close of the statement period. Non-commodity free credit balances in your account are not segregated from other balances and the Firm may use any of these funds in the ordinary course of its business. These funds are payable upon your demand. This total is included in the current period closing value.

SDNY_GM_00023682

CONFIDENTIAL

EFTA_00134302

EFTA01276073

Important information about your statement (continued)

Lending information

For detailed information on the Firm's lending practices and disclosures, refer to your Client Relationship Agreement or Account Agreement and the General Terms and Conditions. UBS Statement of Credit Practices available in *Agreements and Disclosures* at www.ubs.com/accountdisclosures.

Your assets

Your statement itemizes securities and other assets held in the account at the end of the statement period. You may ask for delivery of fully paid securities at any time. You may receive securities used as loan collateral after paying any balance due on them. Any securities transferred to the Firm during the statement period are listed at market value as of the end of the statement period.

• **Cost basis.** In determining the cost basis of the securities included in this statement, where indicated with the number "1," UBS Financial Services has relied on information obtained from sources other than UBS Financial Services, including information from another firm or that you may have provided to your Financial Advisor. The Firm does not independently verify or guarantee the accuracy or validity of any information provided by sources other than UBS Financial Services.

In addition, although UBS Financial Services generally updates this information as it is received, the Firm does not provide any assurances that the information under "Cost basis" and "Unrealized gain/loss" is accurate as of the date of this statement. As such, please do not rely on this information to make purchase or sale decisions, for tax purposes or otherwise. Accounts transferred to the Firm may reflect gain/loss information only for the period of time they are held at the Firm. More historical information can be added by your Financial Advisor.

• **Unrealized gains/losses.** When data is available, estimated unrealized gains/losses are calculated for individual security lots. The transaction data for individual lots may or may not reflect commissions, charges and/or security reorganization events. Dividend and other reinvestment lots and systematic purchase lots are each combined to display one averaged lot. The "Trade date" column presents the original transaction trade date.

• **Callable securities.** Bonds and preferred stock that the issuer calls for early redemption will be selected impartially by lot from among all securities of that issue held in our name or in nominee name for our clients. Call feature information is obtained from third parties and its accuracy is not guaranteed. Other call features may exist which could affect yield; complete information will be provided upon request.

• **Certificates of deposit (CDs).** CDs are FDIC insured up to \$250,000 in principal and accrued interest per depositor and per depository institution, in accordance with FDIC rules.

• **Price/value.** Prices displayed for securities and other products may be higher or lower than the price that

you would actually receive in the market. Prices are obtained from various third party sources which we believe to be reliable, but we do not guarantee their accuracy.

- We generally use the closing price when available or the mean of the bid and ask prices for listed securities and options or only bid prices for OTC securities.
- Less actively traded securities may be priced using a valuation model or the most recent price we obtained and may not reflect an actual market price or value.
- Certain positions may appear without a price and will show as "price was not available" if we are unable to obtain a price for a security.
- Deposits or securities denominated in currencies other than U.S. dollars are reflected at the exchange rate as of the statement date.
- For certain securities trading in non-conforming denominations, price and quantity (face value) may have been adjusted to facilitate proper valuation. To obtain current quotations, when available, contact your Financial Advisor.

• Private investments and structured products.

Private investment securities (including direct participation program and real estate investment trust securities) and structured products are generally highly illiquid. Certain structured products have not been registered with the Securities and Exchange Commission or under any state securities laws. We provide estimated values for private investment securities and structured products for informational purposes only. Accuracy is not guaranteed.

- These values may differ substantially from prices, if any, at which a private investment security or structured product may be bought or sold and do not necessarily represent the value you may receive upon liquidation.
- Third party estimates of value are as of a certain date and are supplied to UBS Financial Services on a regular basis by an independent valuation firm.
- Issuer, general partner or sponsor estimated values, if any, are supplied to the Firm by the issuer, general partner or sponsor and may be calculated based on different information from that used by third parties to derive their estimated values.
- You can obtain additional information regarding the methodology used to determine the estimate of value and the date of the information that is the basis for the estimate by contacting your Financial Advisor.
- Third party estimated values may be reflected as "Not priced" in several situations: when an independent valuation firm has not supplied or is unable to assign a value, when we become aware that a material event has occurred that may call a previously reported value into question, or when a value would be highly speculative due to the nature of the security.
- When neither an issuer, general partner or sponsor estimated value nor a third-party estimated value is provided, the value of the security will be different from its purchase price.

- "Distributions to date" may include return of capital, income or both.
- "Original unit size" represents the initial offering price per unit and may not reflect your cost basis.

• **Restricted securities.** Restricted securities generally are not currently eligible for public sale. UBS Financial Services uses the market price of the unrestricted stock of the same issuer as an imputed value for the restricted stock for purposes of this statement only. To the extent that restricted securities are eligible for sale, the value received may be substantially less than the imputed value shown.

• Est. (estimated) income, current yields and rates.

- An estimate of annual income is based on current dividend and interest rates, assuming the securities will be held for one year from statement date or until maturity. This estimate is only a guideline; accuracy and continued income are not guaranteed.
- Estimated annual income and current yield for certain types of securities could include a return of principal or capital gains in which case the est. income (and current yield) would be overstated.
 - Estimated annual income and current yield and the actual income and yield might be lower or higher than the estimated amounts.
 - An estimate of annualized income (dividend and/or interest) divided by the current market value/average balance is based on the last dividend or interest payment made by the issuer and assumes the securities/deposits will be held for one year from the statement date or until maturity. Accuracy and continued yield are not guaranteed.

• **Assets not held by UBS Financial Services.** Certain assets are not held by the Firm and not within the Firm's possession or control. These assets are displayed on your statement for informational purposes only. Positions and values presented are provided by the issuing firm. UBS Financial Services is not responsible for this information and does not guarantee its accuracy. These assets are not protected by SIPC or the Firm's supplemental SIPC coverage.

• Revenue sharing and additional compensation.

- In addition to commissions on sales and 12b-1 fees received in connection with the distribution of mutual funds to our clients we and/or our affiliate receive revenue sharing payments from distributors and/or advisors of the mutual funds that we sell. These amounts are based on two different components: (i) the amount of sales by UBS of a particular mutual fund family to our clients; and (ii) the asset value of a particular mutual fund family's shares held at the firm.
- We and our affiliate also receive networking and omnibus processing fees in consideration for transfer agent services that we provide to the mutual funds. These fees generally are paid from investor assets in the mutual fund and are a fixed dollar amount based on the number of accounts at the broker-dealer holding mutual funds of that fund family.

- In addition to commissions received in connection with the sale or distribution of annuity contracts and unit investment trust units to our clients, we and/or our affiliate receive revenue sharing compensation from many of the insurance companies underwriting the annuity contracts, affiliates of the insurance companies or sponsors of the unit investment trusts we distribute.
- Our affiliates also receive trading commissions and other compensation from mutual funds and insurance companies whose products we distribute.
- We receive an annual fee from UBS Bank USA and UBS AG Stamford Branch of up to \$25 per account sweeping to the banks under the UBS Bank Sweep Programs.

Activity

Information regarding commissions and other charges incurred in connection with the execution of trades, including option transactions has been included on confirmations previously furnished to you, and will be provided to you promptly on request.

Short selling

If you are engaged in short selling a security, you may incur a charge due to certain borrowing costs for that particular security.

Open orders

Regarding open or "good-till-cancelled" orders that were not executed by the statement date, open buy and sell stop orders are reduced by the amount of dividends or rights on an ex-dividends or ex-rights date unless instructed otherwise by you. You are responsible for orders that are executed due to your failure to cancel existing open orders.

Privacy

To obtain a copy of our current Client Privacy Notice, please contact your Financial Advisor or visit our website at www.ubs.com/privacypolicy.

UBS Financial Services is not a bank. The RMA, Business Services Account BSA and IRMA are brokerage accounts which provide access to banking services and products through arrangements with affiliated banks and other third-party banks, and provides access to insurance and annuity products issued by unaffiliated third-party insurance companies through insurance agency subsidiaries of UBS Financial Services Inc.

Investment, insurance, and annuity products:
Not FDIC insured • No bank guarantee • May lose value

RMA, Resource Management Account, Business Services Account BSA, IRMA and International Resource Management Account are registered service marks of UBS Financial Services Inc.

Visa Signature is a registered service mark of Visa International. UBS Visa Signature credit cards and UBS Visa debit cards are issued by UBS Bank USA with permission from Visa U.S.A. Incorporated.

UBS Financial Services Inc.

Rev. 201511

SDNY_GM_00023683

CONFIDENTIAL

EFTA_00134303

EFTA01276074



UBS Financial Services Inc.
299 Park Avenue
25th Floor
New York NY 10171-0002

ENP7008075129 1215 X12 Y1 0

Resource Management Account

December 2015

GHISLAINE MAXWELL



Account name: GHISLAINE MAXWELL
Friendly account name: Indiv.Check/Car
Account number: [REDACTED]

Your Financial Advisor:
SCOTT STACKMAN/LYLE CASRIEL
Phone: [REDACTED]

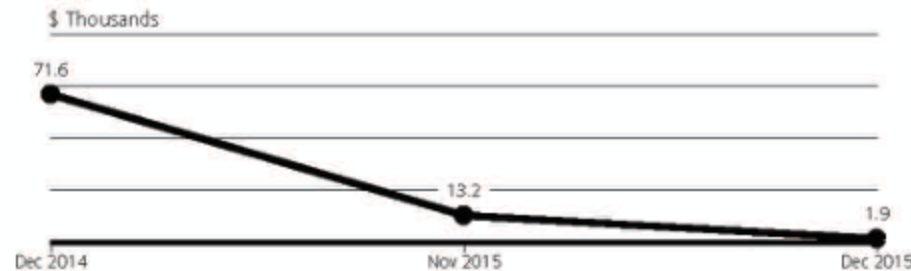
Questions about your statement?
Call your Financial Advisor or the
RMA ResourceLine at 800-RMA-1000,
account 029023576.

Visit our website:
www.ubs.com/financialservices

Value of your account

	on November 30 (\$)	on December 31 (\$)
Your assets	13,237.97	1,932.36
Your liabilities	0.00	0.00
Value of your account	\$13,237.97	\$1,932.36

Tracking the value of your account



Sources of your account growth during 2015

Value of your account at year end 2014	\$71,570.66
Net deposits and withdrawals	-\$69,650.14
Your investment return:	
Dividend and interest income	\$11.84
Change in market value	\$0.00
Value of your account on Dec 31, 2015	\$1,932.36

CONFIDENTIAL



Your account balance sheet

Summary of your assets

	Value on December 31 (\$)	Percentage of your account
A Cash and money balances	1,932.36	100.00%
B Cash alternatives	0.00	0.00%
C Equities	0.00	0.00%
D Fixed income	0.00	0.00%
E Non-traditional	0.00	0.00%
F Commodities	0.00	0.00%
G Other	0.00	0.00%
Total assets	\$1,932.36	100.00%

Value of your account **\$1,932.36**

Your current asset allocation



► Cash and money balances may include available cash balances, UBS Bank USA deposit account balances, UBS AG Stamford Branch deposit account balances and money market mutual fund sweep balances. See the *Important information about your statement* on the last two pages of this statement for details about those balances.

Eye on the markets

Index	Percentage change	
	December 2015	Year to date
S&P 500	-1.58%	1.38%
Russell 3000	-2.05%	0.48%
MSCI - Europe, Australia & Far East	-1.33%	-0.39%
Barclays Capital U.S. Aggregate Bond Index	-0.32%	0.55%

Interest rates on December 31, 2015

3-month Treasury bills: 0.17%
One-month LIBOR: 0.43%

CONFIDENTIAL



Change in the value of your account

	December 2015 (\$)	Year to date (\$)
Opening account value	\$13,237.97	\$71,570.66
Deposits, including investments transferred in	225.00	86,784.08
Withdrawals and fees, including investments transferred out	-11,530.92	-156,434.22
Dividend and interest income	0.31	11.84
Closing account value	\$1,932.36	\$1,932.36

Dividend and interest income earned

For purposes of this statement, taxability of interest and dividend income has been determined from a US tax reporting perspective. Based upon the residence of the account holder, account type, or product type, some interest and/or dividend payments may not be subject to United States (US) and/or Puerto Rico (PR) income taxes. The client monthly statement is not intended to be used and cannot be relied upon for tax purposes. Clients should refer to the applicable tax reporting forms they receive from UBS annually, such as the Forms 1099 and the Forms 480, for tax reporting information. It is the practice of UBS to file the applicable tax reporting forms with the US Internal Revenue Service and PR Treasury Department, and in such forms accurately classify dividends and/or interest as tax exempt or taxable income. Please consult your individual tax preparer.

	December 2015 (\$)	Year to date (\$)
Taxable interest	0.31	9.91
Total current year	\$0.31	\$9.91
Prior year adjustment	0.00	1.93
Total dividend & interest	\$0.31	\$11.84

Cash activity summary

See *Account activity this month* for details. Balances in your Sweep Options are included in the opening and closing balances value. FDIC insurance applies only to deposits at UBS Bank USA, not to deposits at UBS AG, Stamford Branch or bank deposits placed through the UBS International Deposit Account program. SIPC protection applies to money market sweep fund holdings but not bank deposits. See *Important information about your statement* on the last two pages of this document for details.

	December 2015 (\$)	Year to date (\$)
Opening balances	\$13,237.97	\$71,570.66
<i>Additions</i>		
Deposits and other funds credited	225.00	86,784.08
Dividend and interest income	0.31	11.84
Total additions	\$225.31	\$86,795.92
<i>Subtractions</i>		
Checks and bill payments	-11,435.24	-153,828.89
Card payments	-95.68	-2,050.07
Other funds debited	0.00	-555.26
Total subtractions	-\$11,530.92	-\$156,434.22
Net cash flow	-\$11,305.61	-\$69,638.30
Closing balances	\$1,932.36	\$1,932.36

UBS Bank USA Deposit Account APY

Interest period Nov 6 - Dec 6

Opening UBS Bank USA Deposit balance Nov 6	\$15,210.54
Closing UBS Bank USA Deposit balance Dec 6	\$12,472.08
Number of days in interest period	31
Average daily balance	\$13,406.68
Interest earned	\$0.31
Annual percentage yield earned	0.03%

SDNY_GM_00023686

ENP70004008075131 NP7000311876 00008 1215 030575004 Y123576550 110000

Page 3 of 8

CONFIDENTIAL

EFTA_00134306

EFTA01276077



My Choice Rewards Points from UBS

Rewards points are reflected as of the 26th of the month or the prior business day if the 26th falls on a weekend/holiday. Rewards point activity details can be found on www.ubs.com/online/services

	December 2015	Year to date
Opening balance	3,954	1,433
Points earned	325	2,846
Closing balance	4,279	4,279

Your investment objectives:

You have identified the following investment objectives for this account. If you have questions about these objectives, disagree with them, or wish to change them, please contact your Financial Advisor or Branch Manager. You can find a full description of the alternative investment objectives in *Important information about your statement* at the end of this document.

Your return objective:

Current income & capital appreciation

Your risk profile:

Primary - Aggressive

Investment eligibility consideration - None selected

Your account instructions

- Your account cost basis default closing method is FIFO, First In, First Out.

CONFIDENTIAL



Your assets

Some prices, income and current values shown may be approximate. As a result, gains and losses may not be accurately reflected. See *Important information about your statement* at the end of this document for more information.

Cash

Cash and money balances

Cash and money balances may include available cash balances, UBS Bank USA deposit account balances, UBS AG Stamford Branch deposit account balances and money market mutual fund sweep balances.

UBS Bank USA deposit account balances are insured by the FDIC within applicable limits, but are not protected by SIPC. UBS AG Stamford Branch deposit account balances are not insured by FDIC and are not protected by SIPC. Money market sweep balances are protected by SIPC but are not insured by the FDIC. See the *Important information about your statement* at the end of this document for details about those balances.

Holding	Opening balance on Dec 1 (\$)	Closing balance on Dec 31 (\$)	Price per share on Dec 31 (\$)	Average rate	Dividend/Interest period	Days in period	Cap amount (\$)
UBS BANK USA DEP ACCT	13,237.97	1,932.36					250,000.00

Your total assets

		Value on Dec 31 (\$)	Percentage of your account	Cost basis (\$)	Estimated annual income (\$)	Unrealized gain or loss (\$)
Cash	Cash and money balances	1,932.36	100.00%	1,932.36		
Total		\$1,932.36	100.00%	\$1,932.36		

Account activity this month

You have qualified for a \$150.00 Annual account fee waiver.

	Date	Activity	Description	Amount (\$)
Deposits and other funds credited	Dec 9	Deposit	NON-LOCAL CHECK	225.00
	Total deposits and other funds credited			\$225.00
Dividend and interest income				
<i>Taxable interest</i>	Dec 7	Interest	UBS BANK USA DEPOSIT ACCOUNT AS OF 12/04/15	0.31
	Total taxable interest			\$0.31
	Total dividend and interest income			\$0.31

SDNY_GM_00023688

ENP70004008075133 NP7000311876 00008 1215 030575004 Y123576550 110000

Page 5 of 8

CONFIDENTIAL

EFTA_00134308

EFTA01276079



Account activity this month (continued)

	Check number	Date	Description	Amount (\$)
Checks	005015	Dec 14	THOMAS J MAGNANI DDS	-220.00
	005016	Dec 8	KIMBERLY CALVACCA	-6,682.49
	005018	Dec 4	MORGAN & BROTHER MANHATTAN	-169.00
	008264	Dec 7	ADL ENTERPRISES LLC	-2,070.00
Total checks				-\$9,141.49

	Date	Activity	Description	Amount (\$)
Bill payments	Dec 3	Withdrawal	ACH WITHDRAWAL UNITEDHEALTHONE	-556.98
	Dec 3	Withdrawal	ACH WITHDRAWAL UNITEDHEALTHONE	-40.22
	Dec 9	Withdrawal	ACH WITHDRAWAL AMEX EPayment	-1,696.55
Total bill payments				-\$2,293.75

	Date	Description	Amount (\$)
Card payments	Dec 18	CREDIT CARD PAYMENT	-95.68
Total card payments			-\$95.68

	Minimum Payment Due	Payment Due Date	Credit line	Available Credit Line	Outstanding balance
UBS Visa Signature credit card(s) payment information for January 23, 2016	\$73.59	Jan 23, 2016	\$35,000.00	\$32,570.96	\$2,429.04

This credit card is enrolled in UBS Pay Credit Card feature and will automatically be paid from your account. Your payment is scheduled for January 18, 2016

We provide this information on your UBS Visa Signature credit cards solely as a courtesy to you. The UBS Visa Signature credit card and account are issued by UBS Bank USA. UBS Bank USA sends you the official statement for this account and you should make your payment according to their instructions.

We do not include your outstanding credit card balance in the value of your account with UBS Financial Services Inc.

	Date	Activity	Description	Amount (\$)
Money balance activities	Nov 30	Balance forward		\$13,237.97
	Dec 4	Withdrawal	UBS BANK USA DEPOSIT ACCOUNT AS OF 12/03/15	-597.20
	Dec 7	Withdrawal	UBS BANK USA DEPOSIT ACCOUNT AS OF 12/04/15	-169.00
	Dec 7	Deposit	UBS BANK USA DEPOSIT ACCOUNT AS OF 12/04/15	0.31
	Dec 8	Withdrawal	UBS BANK USA DEPOSIT ACCOUNT AS OF 12/07/15	-2,070.00

continued next page

CONFIDENTIAL



Account activity this month (continued)

	Date	Activity	Description	Amount (\$)
Money balance activities (continued)	Dec 9	Withdrawal	UBS BANK USA DEPOSIT ACCOUNT AS OF 12/08/15	-6,682.49
	Dec 10	Withdrawal	UBS BANK USA DEPOSIT ACCOUNT AS OF 12/09/15	-1,471.55
	Dec 15	Withdrawal	UBS BANK USA DEPOSIT ACCOUNT AS OF 12/14/15	-220.00
	Dec 21	Withdrawal	UBS BANK USA DEPOSIT ACCOUNT AS OF 12/18/15	-95.68
	Dec 31	Closing UBS Bank USA Deposit Account		\$1,932.36

The UBS Bank USA Deposit Account is your primary sweep option.

Summary of approved payees and recurring payments

Based on your instructions, the following payees and recurring payments are considered "approved payees". As a result, (1) you may authorize additional transfers to these payees verbally and (2) you are no longer receiving individual confirmations for payments to these payees.

The payees and recurring payments listed below do not include Bill Payments, Electronic Funds Transfers and certain other transfers between accounts at UBS. If you have additional payees and/or recurring instructions on file, you will receive separate confirmations from your Financial Advisor.

To update or cancel any of these instructions, please contact your Financial Advisor.

Payee description	Amount (\$)	Disbursement method	Type/Event	Frequency	Start date	End date	Last used date
Colin Cowie FIRST REPUBLIC BANK	varied	Federal Funds	Payee on file	Upon request	n/a	n/a	Oct 01, 15

CONFIDENTIAL



Your notes

CONFIDENTIAL

Important information about your statement

UBS Financial Services Inc. (the Firm or UBS Financial Services), is a member of all principal security, commodity and options exchanges. UBS Financial Services and UBS Bank USA are indirect subsidiaries of UBS AG and affiliates of UBS Securities LLC. The Firm's financial statement is available upon request. The Firm's executive offices are at:

UBS Financial Services Inc.
1200 Harbor Boulevard
Weehawken, NJ 07086

This statement represents the only official record of your UBS Financial Services account. Other records, except official tax documents, containing conflicting data should not be relied upon. If you believe there is an error or omission, please report it immediately in writing to the Branch Manager of the office serving your account.

Although all figures shown are intended to be accurate, statement data should not be used for tax purposes. Rely solely on year-end tax forms, (i.e., Form 1099, 5498, 1042S, etc.) when preparing your tax return. The Firm is required by law to report to the IRS all taxable dividends, reportable non-taxable dividends and taxable interest earned on securities held in your account, net proceeds on sale transactions, and cost basis on certain covered securities.

Communications with the Firm

- Please re-confirm any oral communications in writing to further protect your rights, including your rights under the Securities Investor Protection Act (SIPA).
- If the financial institution on the top left of the front of this statement is not UBS Financial Services, UBS Financial Services carries your account as clearing broker by arrangement with the indicated institution. We informed you of this relationship when you opened this account. In this case, your funds and securities are located at UBS Financial Services and not the introducing broker, and you must make a report of any error or omission to **both** firms.

All account statements shall be deemed complete and accurate if not objected to in writing within 60 days.

- Please direct customer complaints or inquiries to the Firm's Client Relations Department at 201-352-1699 or toll-free at 800-354-9103, 8:00 A.M. to 6:00 P.M. ET Monday through Friday, or in writing to UBS Financial Services Inc., Client Relations Department, P.O. Box 766 Union City, NJ 07087.
- In case of errors or questions about an electronic funds transfer (EFT), bill payment or UBS Visa® debit card transactions, call 800-762-1000, or write to UBS Financial Services Inc., 1000 Harbor Blvd., 6th floor, Weehawken, NJ 07086, Attn: RMA/BSA Services.

Call or write as soon as you can, if you think your statement or receipt is wrong or if you need more information about a transfer on the statement or receipt. The Firm or Card Issuer (as applicable) must hear from you no later than 60 days after the Firm sent you the first statement on which the error or problem appeared.

- Provide your name and account number (if any).
- Describe the error or the transfer you are unsure about, and explain as clearly as you can why you believe it is an error or why you need more information.
- Provide the dollar amount of the suspected error.

The Firm or Card Issuer will investigate your complaint and will correct any error promptly. If we take more than 10 business days to do this, we will credit your account for the amount you think is in error, so that you will have the use of the money during the time it takes us to complete our investigation.

Please make all checks payable to the Firm or the financial institution indicated on the front of this statement. In addition to regular account fees, accounts may be subject to maintenance fees, charges for late payment for securities purchases and charges for unpaid amounts in cash accounts. Accounts that are transferred to other institutions may be subject to a transfer fee.

UBS Sweep Options

UBS offers options for sweeping cash balances, balances to bank deposits at UBS Bank USA and UBS AG Stamford branch (Bank Sweep Programs), money market mutual funds (Money Funds) and the International Deposit Account (IDA) for customers with an International Resource Management Account. Through the Bank Sweep Programs, cash balances are swept to UBS Bank USA up to an established limit and then to UBS AG Stamford Branch, or a Money Fund. Deposits at UBS Bank USA are FDIC insured in accordance with FDIC rules. For more information please visit www.fdic.gov. Deposits at UBS AG Stamford Branch and shares of Money Funds are not insured by the FDIC.

Through the IDA, available to cash balances are swept to deposit accounts at UBS AG New York Branch and UBS AG Cayman Branch. These deposits are not insured by the FDIC. Balances held at the UBS AG Cayman Branch are temporarily exposed to the sovereign risk of the Cayman Islands, and there is no guarantee or other obligation of UBS AG to repay the balances while on the UBS Cayman's Branch's books.

Deposits at UBS Bank USA and each UBS AG Branch are not protected by SIPC. Money Fund shares are protected by SIPC. See "UBS Financial Services Account Protection" below.

Upon your request, balances in the Bank Sweep Programs or IDA may be withdrawn, and shares of a Money Fund may be liquidated, and the proceeds returned to you or your securities account.

Further information about available sweep options, including current interest rates and yields, is available at www.ubs.com/sweep/yields, from your Financial Advisor or by calling 800-762-1000.

UBS Financial Services account protection

The Firm is a member of the Securities Investor Protection Corporation (SIPC), which protects securities accounts of its members up to \$500,000 (including \$250,000 for

claims for cash). The SIPC asset protection limits apply to all accounts that you hold in a particular capacity. The Firm, together with certain affiliates, has also purchased supplemental protection. The maximum amount payable to all eligible clients, collectively under this protection is \$500 million as of December 10, 2013.

Subject to the policy conditions and limitations, cash at the Firm is further protected for up to \$1.9 million in the aggregate for all your accounts held in a particular capacity. A full copy of the policy wording is available upon request.

The SIPC protection and the supplemental protection both do not apply to:

- Certain financial assets controlled by (and included in your account value) but held away from UBS Financial Services (e.g., certain (i) cash at UBS Bank, (ii) cash at UBS AG Stamford branch, (iii) insurance products, including variable annuities, and (iv) shares of mutual funds where such shares are registered directly in the name of the account holder on the books and records of the applicable issuer or transfer agent);
- Certain investment contracts or investment interests (e.g., limited partnerships and private placements) that are not registered under the Securities Act of 1933; and
- Commodities contracts (e.g., foreign exchange and precious metal contracts), including futures contracts and commodity option contracts.

The SIPC protection and the supplemental protection do not apply to these assets even if they otherwise appear on your statements. The SIPC protection and the supplemental protection do not protect against changes in the market value of your investments (whether as a result of market movement, issuer bankruptcy or otherwise).

More information is available upon request. You may obtain more information about SIPC, including the SIPC Brochure, by contacting SIPC at 202-371-8300 or by visiting the SIPC website at www.sipc.org

Dividend Reinvestment Program (DRIP)

The price reflected is an average price. You may obtain the actual price from your Financial Advisor. Only whole shares are purchased under DRIP; partial shares will be sold and the cash will be deposited in your account. The dividend reinvestment price supplied by the issuer may differ from the market price at which the partial shares are sold.

Cash-in-lieu

Only whole units may be held in your account. If you are entitled to a partial unit as a result of a dividend payment or otherwise, the Firm will either sell partial units at market price or accept an amount determined by a registered clearing agency, and credit your account.

Investment objectives

The investment objectives and risk profile are specific to each account and may vary between. Please advise the Firm promptly in writing of any significant change in your financial situation or investment objectives. For each

account held, you choose one of the following investment objectives:

- *Produce Current Income:* Investments seeking the generation of income only.
- *Achieve Capital Appreciation:* Investments seeking growth of principal rather than the generation of income.
- *Produce Combination of Income and Capital Appreciation:* Investments seeking both the generation of income and growth of principal.

Overall risk profiles

- *Conservative:* Seeks to maintain initial principal, with low risk and volatility to the account overall, even if that means the account does not generate significant income or returns and may not keep pace with inflation.
- *Moderate:* Willing to accept some risk to principal and tolerate some volatility to seek higher returns.
- *Aggressive:* Willing to accept high risk to principal and high volatility to seek high returns over time.

Statement "householding"

We may consolidate all related account statements with the same address in the same envelope. Accounts may be related for this purpose because they have owners who also maintain joint account relationships with other clients at the same address. This practice is known as "householding." If you prefer to receive individual statements mailed in separate envelopes — you may decline householding by calling your Financial Advisor.

Friendly account name

The Friendly account name reflects information that you entered on the Firm's online services website. It is a customizable "nickname" chosen by you to assist you with your recordkeeping. It has no legal effect on your account. You can change your Friendly account names, through Online Services or by contacting your Financial Advisor.

Account overview

- *Value of your account/portfolio:* Net of assets and liabilities.
- *Assets:* Includes available cash balances, values for restricted security (est.), and Global Time Deposits, unrealized marks to market, and certain assets not held by the Firm. Does not include unpriced securities/assets at the end of the prior and current statement periods, or private investments, unvested stock options and exercisable stock options.
- *Liabilities:* Includes debit balances, outstanding margin loans, credit line, short account balances.
- *Cash/money balances:* Total of uninvested available cash balances, plus UBS Bank USA deposit balances, UBS AG Stamford Branch deposit balances and money market mutual fund sweep balances, at the close of the statement period. Non-commodity free credit balances in your account are not segregated from other balances and the Firm may use any of these funds in the ordinary course of its business. These funds are payable upon your demand. This total is included in the current period closing value.

SDNY_GM_00023692

CONFIDENTIAL

EFTA_00134312

EFTA01276083

Important information about your statement (continued)

Lending information

For detailed information on the Firm's lending practices and disclosures, refer to your Client Relationship Agreement or Account Agreement and the General Terms and Conditions, UBS Statement of Credit Practices available in *Agreements and Disclosures* at www.ubs.com/accounts/disclosures.

Your assets

Your statement itemizes securities and other assets held in the account at the end of the statement period. You may ask for delivery of fully paid securities at any time. You may receive securities used as loan collateral after paying any balance due on them. Any securities transferred to the Firm during the statement period are listed at market value as of the end of the statement period.

• **Cost basis.** In determining the cost basis of the securities included in this statement, where indicated with the number "1," UBS Financial Services has relied on information obtained from sources other than UBS Financial Services, including information from another firm or that you may have provided to your Financial Advisor. The Firm does not independently verify or guarantee the accuracy or validity of any information provided by sources other than UBS Financial Services.

In addition, although UBS Financial Services generally updates this information as it is received, the Firm does not provide any assurances that the information under "Cost basis" and "Unrealized gain/loss" is accurate as of the date of this statement. As such, please do not rely on this information to make purchase or sale decisions, for tax purposes or otherwise. Accounts transferred to the Firm may reflect gain/loss information only for the period of time they are held at the Firm. More historical information can be added by your Financial Advisor.

• **Unrealized gains/losses.** When data is available, estimated unrealized gains/losses are calculated for individual security lots. The transaction data for individual lots may or may not reflect commissions, charges and/or security reorganization events. Dividend and other reinvestment lots and systematic purchase lots are each combined to display one averaged lot. The "Trade date" column presents the original transaction trade date.

• **Callable securities.** Bonds and preferred stock that the issuer calls for early redemption will be selected impartially by lot from among all securities of that issue held in our name or in nominee name for our clients. Call feature information is obtained from third parties and its accuracy is not guaranteed. Other call features may exist which could affect yield; complete information will be provided upon request.

• **Certificates of deposit (CDs).** CDs are FDIC insured up to \$250,000 in principal and accrued interest per depositor and per depository institution, in accordance with FDIC rules.

• **Price/value.** Prices displayed for securities and other products may be higher or lower than the price that

you would actually receive in the market. Prices are obtained from various third party sources which we believe to be reliable, but we do not guarantee their accuracy.

- We generally use the closing price when available or the mean of the bid and ask prices for listed securities and options or only bid prices for OTC securities.
- Less actively traded securities may be priced using a valuation model or the most recent price we obtained and may not reflect an actual market price or value.
- Certain positions may appear without a price and will show as "price was not available" if we are unable to obtain a price for a security.
- Deposits or securities denominated in currencies other than U.S. dollars are reflected at the exchange rate as of the statement date.
- For certain securities trading in non-conforming denominations, price and quantity (face value) may have been adjusted to facilitate proper valuation. To obtain current quotations, when available, contact your Financial Advisor.

• Private investments and structured products.

Private investment securities (including direct participation program and real estate investment trust securities) and structured products are generally highly illiquid. Certain structured products have not been registered with the Securities and Exchange Commission or under any state securities laws. We provide estimated values for private investment securities and structured products for informational purposes only. Accuracy is not guaranteed.

- These values may differ substantially from prices, if any, at which a private investment security or structured product may be bought or sold and do not necessarily represent the value you may receive upon liquidation.
- Third party estimates of value are as of a certain date and are supplied to UBS Financial Services on a regular basis by an independent valuation firm.
- Issuer, general partner or sponsor estimated values, if any, are supplied to the Firm by the issuer, general partner or sponsor and may be calculated based on different information from that used by third parties to derive their estimated values.
- You can obtain additional information regarding the methodology used to determine the estimate of value and the date of the information that is the basis for the estimate by contacting your Financial Advisor.
- Third party estimated values may be reflected as "Not priced" in several situations: when an independent valuation firm has not supplied or is unable to assign a value, when we become aware that a material event has occurred that may call a previously reported value into question, or when a value would be highly speculative due to the nature of the security.
- When neither an issuer, general partner or sponsor estimated value nor a third-party estimated value is provided, the value of the security will be different from its purchase price.

- "Distributions to date" may include return of capital, income or both.
- "Original unit size" represents the initial offering price per unit and may not reflect your cost basis.

• **Restricted securities.** Restricted securities generally are not currently eligible for public sale. UBS Financial Services uses the market price of the unrestricted stock of the same issuer as an imputed value for the restricted stock for purposes of this statement only. To the extent that restricted securities are eligible for sale, the value received may be substantially less than the imputed value shown.

• Est. (estimated) income, current yields and rates.

- An estimate of annual income is based on current dividend and interest rates, assuming the securities will be held for one year from statement date or until maturity. This estimate is only a guideline; accuracy and continued income are not guaranteed.
- Estimated annual income and current yield for certain types of securities could include a return of principal or capital gains in which case the est. income (and current yield) would be overstated.
 - Estimated annual income and current yield and the actual income and yield might be lower or higher than the estimated amounts.
 - An estimate of annualized income (dividend and/or interest) divided by the current market value/average balance is based on the last dividend or interest payment made by the issuer and assumes the securities/deposits will be held for one year from the statement date or until maturity. Accuracy and continued yield are not guaranteed.

• **Assets not held by UBS Financial Services.** Certain assets are not held by the Firm and not within the Firm's possession or control. These assets are displayed on your statement for informational purposes only. Positions and values presented are provided by the issuing firm. UBS Financial Services is not responsible for this information and does not guarantee its accuracy. These assets are not protected by SIPC or the Firm's supplemental SIPC coverage.

• Revenue sharing and additional compensation.

- In addition to commissions on sales and 12b-1 fees received in connection with the distribution of mutual funds to our clients we and/or our affiliate receive revenue sharing payments from distributors and/or advisors of the mutual funds that we sell. These amounts are based on two different components: (i) the amount of sales by UBS of a particular mutual fund family to our clients; and (ii) the asset value of a particular mutual fund family's shares held at the firm.
- We and our affiliate also receive networking and omnibus processing fees in consideration for transfer agent services that we provide to the mutual funds. These fees generally are paid from investor assets in the mutual fund and are a fixed dollar amount based on the number of accounts at the broker-dealer holding mutual funds of that fund family.

- In addition to commissions received in connection with the sale or distribution of annuity contracts and unit investment trust units to our clients, we and/or our affiliate receive revenue sharing compensation from many of the insurance companies underwriting the annuity contracts, affiliates of the insurance companies or sponsors of the unit investment trusts we distribute.
- Our affiliates also receive trading commissions and other compensation from mutual funds and insurance companies whose products we distribute.
- We receive an annual fee from UBS Bank USA and UBS AG Stamford Branch of up to \$25 per account sweeping to the banks under the UBS Bank Sweep Programs.

Activity

Information regarding commissions and other charges incurred in connection with the execution of trades, including option transactions has been included on confirmations previously furnished to you, and will be provided to you promptly on request.

Short selling

If you are engaged in short selling a security, you may incur a charge due to certain borrowing costs for that particular security.

Open orders

Regarding open or "good-till-cancelled" orders that were not executed by the statement date, open buy and sell stop orders are reduced by the amount of dividends or rights on an ex-dividends or ex-rights date unless instructed otherwise by you. You are responsible for orders that are executed due to your failure to cancel existing open orders.

Privacy

To obtain a copy of our current Client Privacy Notice, please contact your Financial Advisor or visit our website at www.ubs.com/derivacynotice.

UBS Financial Services is not a bank. The RMA, Business Services Account BSA and IRMA are brokerage accounts which provide access to banking services and products through arrangements with affiliated banks and other third-party banks, and provides access to insurance and annuity products issued by unaffiliated third-party insurance companies through insurance agency subsidiaries of UBS Financial Services Inc.

Investment, insurance, and annuity products:
Not FDIC insured • No bank guarantee • May lose value

RMA, Resource Management Account, Business Services Account BSA, IRMA and International Resource Management Account are registered service marks of UBS Financial Services Inc.

Visa Signature is a registered service mark of Visa International. UBS Visa Signature credit cards and UBS Visa debit cards are issued by UBS Bank USA with permission from Visa U.S.A. Incorporated.

UBS Financial Services Inc.

Rev. 201511

SDNY_GM_00023693

CONFIDENTIAL

EFTA_00134313

EFTA01276084



UBS Financial Services Inc.
299 Park Avenue
25th Floor
New York NY 10171-0002

CNF70056899450116.X1 Y1 0

Resource Management Account

January 2016

GHISLAINE MAXWELL

Account name: GHISLAINE MAXWELL
Friendly account name: Indiv.Check/Car
Account number: [REDACTED]

Your Financial Advisor:
SCOTT STACKMAN/LYLE CASRIEL
Phone: [REDACTED]

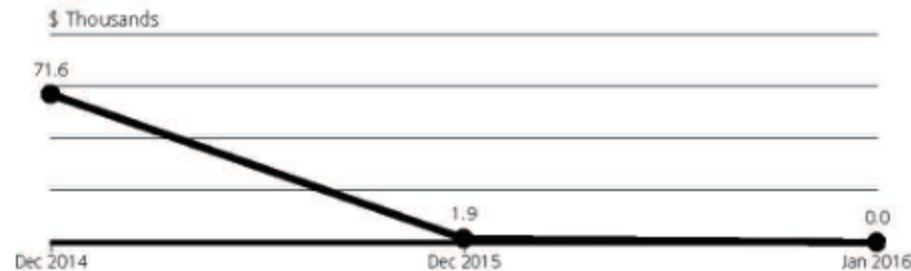
Questions about your statement?
Call your Financial Advisor or the
RMA ResourceLine at 800-RMA-1000,
account 029023576.

Visit our website:
www.ubs.com/financialservices

Value of your account

	on December 31 (\$)	on January 29 (\$)
Your assets	1,932.36	0.00
Your liabilities	0.00	0.00
Value of your account	\$1,932.36	\$0.00

Tracking the value of your account



Sources of your account growth during 2016

Value of your account at year end 2015	\$1,932.36
Net deposits and withdrawals	-\$1,932.38
Your investment return:	
Dividend and interest income	\$0.02
Change in market value	\$0.00
Value of your account on Jan 29, 2016	\$0.00

CONFIDENTIAL



Your account balance sheet

Summary of your assets

	Value on January 29 (\$)
A Cash and money balances	0.00
B Cash alternatives	0.00
C Equities	0.00
D Fixed income	0.00
E Non-traditional	0.00
F Commodities	0.00
G Other	0.00
Total assets	\$0.00

Value of your account **\$0.00**

Eye on the markets

Index	Percentage change	
	January 2016	Year to date
S&P 500	-4.96%	-4.96%
Russell 3000	-5.64%	-5.64%
MSCI - Europe, Australia & Far East	-7.22%	-7.22%
Barclays Capital U.S. Aggregate Bond Index	1.38%	1.38%

Interest rates on January 29, 2016

3-month Treasury bills: 0.31%
One-month LIBOR: 0.42%

CONFIDENTIAL



Change in the value of your account

	January 2016 (\$)	Year to date (\$)
Opening account value	\$1,932.36	\$1,932.36
Deposits, including investments transferred in	4,422.65	4,422.65
Withdrawals and fees, including investments transferred out	-6,355.03	-6,355.03
Dividend and interest income	0.02	0.02
Closing account value	\$0.00	\$0.00

Dividend and interest income earned

For purposes of this statement, taxability of interest and dividend income has been determined from a US tax reporting perspective. Based upon the residence of the account holder, account type, or product type, some interest and/or dividend payments may not be subject to United States (US) and/or Puerto Rico (PR) income taxes. The client monthly statement is not intended to be used and cannot be relied upon for tax purposes. Clients should refer to the applicable tax reporting forms they receive from UBS annually, such as the Forms 1099 and the Forms 480, for tax reporting information. It is the practice of UBS to file the applicable tax reporting forms with the US Internal Revenue Service and PR Treasury Department, and in such forms accurately classify dividends and/or interest as tax exempt or taxable income. Please consult your individual tax preparer.

	January 2016 (\$)	Year to date (\$)
Prior year adjustment	0.02	0.02

Cash activity summary

See Account activity this month for details. Balances in your Sweep Options are included in the opening and closing balances value. FDIC insurance applies only to deposits at UBS Bank USA, not to deposits at UBS AG, Stamford Branch or bank deposits placed through the UBS International Deposit Account program. SIPC protection applies to money market sweep fund holdings but not bank deposits. See Important information about your statement on the last two pages of this document for details.

	January 2016 (\$)	Year to date (\$)
Opening balances	\$1,932.36	\$1,932.36
<i>Additions</i>		
Deposits and other funds credited	4,422.65	4,422.65
Dividend and interest income	0.02	0.02
Total additions	\$4,422.67	\$4,422.67
<i>Subtractions</i>		
Checks and bill payments	-6,259.35	-6,259.35
Card payments	-95.68	-95.68
Total subtractions	-\$6,355.03	-\$6,355.03
Net cash flow	-\$1,932.36	-\$1,932.36
Closing balances	\$0.00	\$0.00

UBS Bank USA Deposit Account APY

Interest period Dec 7 - Jan 7

Opening UBS Bank USA Deposit balance Dec 7	\$12,472.08
Closing UBS Bank USA Deposit balance Jan 7	\$1,335.18
Number of days in interest period	32
Average daily balance	\$2,276.85
Interest earned	\$0.02
Annual percentage yield earned	0.01%

SDNY_GM_00023696

CNP70006005689947 NP7000187084 00008 0116 030575004 Y123576550 100000

Page 3 of 6

CONFIDENTIAL

EFTA_00134316

EFTA01276087



My Choice Rewards Points from UBS

Rewards points are reflected as of the 26th of the month or the prior business day if the 26th falls on a weekend/holiday. Rewards point activity details can be found on www.ubs.com/online services

	January 2016	Year to date
Opening balance	4,279	4,279
Points earned	112	112
Closing balance	4,391	4,391

Your investment objectives:

You have identified the following investment objectives for this account. If you have questions about these objectives, disagree with them, or wish to change them, please contact your Financial Advisor or Branch Manager. You can find a full description of the alternative investment objectives in *Important information about your statement* at the end of this document.

Your return objective:

Current income & capital appreciation

Your risk profile:

Primary - Aggressive

Investment eligibility consideration - None selected

Your account instructions

- Your account cost basis default closing method is FIFO, First In, First Out.



Your assets

Some prices, income and current values shown may be approximate. As a result, gains and losses may not be accurately reflected. See *Important information about your statement* at the end of this document for more information.

Cash

Cash and money balances

Holding	Opening balance on Jan 1 (\$)	Closing balance on Jan 29 (\$)	Price per share on Jan 29 (\$)	Average rate	Dividend/Interest period	Days in period	Cap amount (\$)
UBS BANK USA DEP ACCT	1,932.36	0.00					250,000.00

Account activity this month

	Date	Activity	Description	Amount (\$)
Deposits and other funds credited	Jan 12	Transfer	JOURNAL FROM Y1 23575GHISLAINE MAXWELL	4,301.97
	Jan 15	Transfer	JOURNAL FROM Y1 23575GHISLAINE MAXWELL	95.68
	Jan 27	Transfer	JOURNAL FROM Y1 23575GHISLAINE MAXWELL	25.00
	Total deposits and other funds credited			\$4,422.65

	Date	Activity	Description	Amount (\$)
Dividend and interest income <i>Miscellaneous</i>	Jan 4	Interest	UBS BANK USA DEPOSIT ACCOUNT AS OF 12/31/15	0.02
	Total miscellaneous			\$0.02
Total dividend and interest income			\$0.02	

	Check number	Date	Description	Amount (\$)
Checks	005019	Jan 26	NYS DEPT OF LAW	-25.00
	005020	Jan 11	ADL ENTERPRISES LLC	-120.00
	005021	Jan 11	INSURANCE OFFICE OF CENTRAL	-2,399.00
	Total checks			-\$2,544.00

	Date	Activity	Description	Amount (\$)
Bill payments	Jan 6	Withdrawal	ACH WITHDRAWAL UNITEDHEALTHONE	-556.98
	Jan 6	Withdrawal	ACH WITHDRAWAL UNITEDHEALTHONE	-40.22

continued next page

SDNY_GM_00023698

CNP70006005689949 NP7000187084 00008 0116 030575004 Y123576550 100000

CONFIDENTIAL



Account activity this month (continued)

	Date	Activity	Description	Amount (\$)
Bill payments (continued)	Jan 11	Withdrawal	ACH WITHDRAWAL AMEX EPayment	-3,118.15
	Total bill payments			-\$3,715.35

	Date	Description	Amount (\$)
Card payments	Jan 15	CREDIT CARD PAYMENT	-95.68
	Total card payments		

	Minimum Payment Due	Payment Due Date	Credit line	Available Credit Line	Outstanding balance
UBS Visa Signature credit card(s) payment information for February 23, 2016	\$77.38	Feb 23, 2016	\$35,000.00	\$32,526.13	\$2,473.87

This credit card is enrolled in UBS Pay Credit Card feature and will automatically be paid from your account. Your payment is scheduled for February 18, 2016.

We provide this information on your UBS Visa Signature credit cards solely as a courtesy to you. The UBS Visa Signature credit card and account are issued by UBS Bank USA. UBS Bank USA sends you the official statement for this account and you should make your payment according to their instructions.

We do not include your outstanding credit card balance in the value of your account with UBS Financial Services Inc.

	Date	Activity	Description	Amount (\$)
Money balance activities	Dec 31	Balance forward		\$1,932.36
	Jan 4	Deposit	UBS BANK USA DEPOSIT ACCOUNT AS OF 12/31/15	0.02
	Jan 7	Withdrawal	UBS BANK USA DEPOSIT ACCOUNT AS OF 01/06/16	-597.20
	Jan 12	Withdrawal	UBS BANK USA DEPOSIT ACCOUNT AS OF 01/11/16	-1,335.18
	Jan 29	Closing UBS Bank USA Deposit Account		\$0.00

The UBS Bank USA Deposit Account is your primary sweep option.

CONFIDENTIAL

Important information about your statement

UBS Financial Services Inc. (the Firm or UBS Financial Services), is a member of all principal security, commodity and options exchanges. UBS Financial Services and UBS Bank USA are indirect subsidiaries of UBS AG and affiliates of UBS Securities LLC. The Firm's financial statement is available upon request. The Firm's executive offices are at:

UBS Financial Services Inc.
1200 Harbor Boulevard
Weehawken, NJ 07086

This statement represents the only official record of your UBS Financial Services account. Other records, except official tax documents, containing conflicting data should not be relied upon. If you believe there is an error or omission, please report it immediately in writing to the Branch Manager of the office serving your account.

Although all figures shown are intended to be accurate, statement data should not be used for tax purposes. Rely solely on year-end tax forms, (i.e., Form 1099, 5498, 1042S, etc.) when preparing your tax return. The Firm is required by law to report to the IRS all taxable dividends, reportable non-taxable dividends and taxable interest earned on securities held in your account, net proceeds on sale transactions, and cost basis on certain covered securities.

Communications with the Firm

- Please re-confirm any oral communications in writing to further protect your rights, including your rights under the Securities Investor Protection Act (SIPA).
- If the financial institution on the top left of the front of this statement is not UBS Financial Services, UBS Financial Services carries your account as clearing broker by arrangement with the indicated institution. We informed you of this relationship when you opened this account. In this case, your funds and securities are located at UBS Financial Services and not the introducing broker, and you must make a report of any error or omission to **both** firms.

All account statements shall be deemed complete and accurate if not objected to in writing within 60 days.

- Please direct customer complaints or inquiries to the Firm's Client Relations Department at 201-352-1699 or toll-free at 800-354-9103, 8:00 A.M. to 6:00 P.M. ET Monday through Friday, or in writing to UBS Financial Services Inc., Client Relations Department, P.O. Box 766 Union City, NJ 07087.
- In case of errors or questions about an electronic funds transfer (EFT), bill payment or UBS Visa® debit card transactions, call 800-762-1000, or write to UBS Financial Services Inc., 1000 Harbor Blvd., 6th floor, Weehawken, NJ 07086, Attn: RMA/BSA Services.

Call or write as soon as you can, if you think your statement or receipt is wrong or if you need more information about a transfer on the statement or receipt. The Firm or Card Issuer (as applicable) must hear from you no later than 60 days after the Firm sent you the first statement on which the error or problem appeared.

- Provide your name and account number (if any).
- Describe the error or the transfer you are unsure about, and explain as clearly as you can why you believe it is an error or why you need more information.
- Provide the dollar amount of the suspected error.

The Firm or Card Issuer will investigate your complaint and will correct any error promptly. If we take more than 10 business days to do this, we will credit your account for the amount you think is in error, so that you will have the use of the money during the time it takes us to complete our investigation.

Please make all checks payable to the Firm or the financial institution indicated on the front of this statement. In addition to regular account fees, accounts may be subject to maintenance fees, charges for late payment for securities purchases and charges for unpaid amounts in cash accounts. Accounts that are transferred to other institutions may be subject to a transfer fee.

UBS Sweep Options

UBS offers options for sweeping cash balances, balances to bank deposits at UBS Bank USA and UBS AG Stamford branch (Bank Sweep Programs), money market mutual funds (Money Funds) and the International Deposit Account (IDA) for customers with an International Resource Management Account. Through the Bank Sweep Programs, cash balances are swept to UBS Bank USA up to an established limit and then to UBS AG Stamford Branch, or a Money Fund. Deposits at UBS Bank USA are FDIC insured in accordance with FDIC rules. For more information please visit www.fdic.gov. Deposits at UBS AG Stamford Branch and shares of Money Funds are not insured by the FDIC.

Through the IDA, available to cash balances are swept to deposit accounts at UBS AG New York Branch and UBS AG Cayman Branch. These deposits are not insured by the FDIC. Balances held at the UBS AG Cayman Branch are temporarily exposed to the sovereign risk of the Cayman Islands, and there is no guarantee or other obligation of UBS AG to repay the balances while on the UBS Cayman's Branch's books.

Deposits at UBS Bank USA and each UBS AG Branch are not protected by SIPC. Money Fund shares are protected by SIPC. See "UBS Financial Services Account Protection" below.

Upon your request, balances in the Bank Sweep Programs or IDA may be withdrawn, and shares of a Money Fund may be liquidated, and the proceeds returned to you or your securities account.

Further information about available sweep options, including current interest rates and yields, is available at www.ubs.com/sweep/yields, from your Financial Advisor or by calling 800-762-1000.

UBS Financial Services account protection

The Firm is a member of the Securities Investor Protection Corporation (SIPC), which protects securities accounts of its members up to \$500,000 (including \$250,000 for

claims for cash). The SIPC asset protection limits apply to all accounts that you hold in a particular capacity. The Firm, together with certain affiliates, has also purchased supplemental protection. The maximum amount payable to all eligible clients, collectively under this protection is \$500 million as of December 10, 2013.

Subject to the policy conditions and limitations, cash at the Firm is further protected for up to \$1.9 million in the aggregate for all your accounts held in a particular capacity. A full copy of the policy wording is available upon request.

The SIPC protection and the supplemental protection both do not apply to:

- Certain financial assets controlled by (and included in your account value) but held away from UBS Financial Services (e.g., certain (i) cash at UBS Bank, (ii) cash at UBS AG Stamford branch, (iii) insurance products, including variable annuities, and (iv) shares of mutual funds where such shares are registered directly in the name of the account holder on the books and records of the applicable issuer or transfer agent);
- Certain investment contracts or investment interests (e.g., limited partnerships and private placements) that are not registered under the Securities Act of 1933; and
- Commodities contracts (e.g., foreign exchange and precious metal contracts), including futures contracts and commodity option contracts.

The SIPC protection and the supplemental protection do not apply to these assets even if they otherwise appear on your statements. The SIPC protection and the supplemental protection do not protect against changes in the market value of your investments (whether as a result of market movement, issuer bankruptcy or otherwise).

More information is available upon request. You may obtain more information about SIPC, including the SIPC Brochure, by contacting SIPC at 202-371-8300 or by visiting the SIPC website at www.sipc.org

Dividend Reinvestment Program (DRIP)

The price reflected is an average price. You may obtain the actual price from your Financial Advisor. Only whole shares are purchased under DRIP; partial shares will be sold and the cash will be deposited in your account. The dividend reinvestment price supplied by the issuer may differ from the market price at which the partial shares are sold.

Cash-in-lieu

Only whole units may be held in your account. If you are entitled to a partial unit as a result of a dividend payment or otherwise, the Firm will either sell partial units at market price or accept an amount determined by a registered clearing agency, and credit your account.

Investment objectives

The investment objectives and risk profile are specific to each account and may vary between. Please advise the Firm promptly in writing of any significant change in your financial situation or investment objectives. For each

account held, you choose one of the following investment objectives:

- **Produce Current Income:** Investments seeking the generation of income only.
- **Achieve Capital Appreciation:** Investments seeking growth of principal rather than the generation of income.
- **Produce Combination of Income and Capital Appreciation:** Investments seeking both the generation of income and growth of principal.

Overall risk profiles

- **Conservative:** Seeks to maintain initial principal, with low risk and volatility to the account overall, even if that means the account does not generate significant income or returns and may not keep pace with inflation.
- **Moderate:** Willing to accept some risk to principal and tolerate some volatility to seek higher returns.
- **Aggressive:** Willing to accept high risk to principal and high volatility to seek high returns over time.

Statement "householding"

We may consolidate all related account statements with the same address in the same envelope. Accounts may be related for this purpose because they have owners who also maintain joint account relationships with other clients at the same address. This practice is known as "householding." If you prefer to receive individual statements mailed in separate envelopes — you may decline householding by calling your Financial Advisor.

Friendly account name

The Friendly account name reflects information that you entered on the Firm's online services website. It is a customizable "nickname" chosen by you to assist you with your recordkeeping. It has no legal effect on your account. You can change your Friendly account names, through Online Services or by contacting your Financial Advisor.

Account overview

- **Value of your account/portfolio.** Net of assets and liabilities.
- **Assets.** Includes available cash balances, values for restricted security (est.), and Global Time Deposits, unrealized marks to market, and certain assets not held by the Firm. Does not include unpriced securities/assets at the end of the prior and current statement periods, or private investments, unvested stock options and exercisable stock options.
- **Liabilities.** Includes debit balances, outstanding margin loans, credit line, short account balances.
- **Cash/money balances.** Total of uninvested available cash balances, plus UBS Bank USA deposit balances, UBS AG Stamford Branch deposit balances and money market mutual fund sweep balances, at the close of the statement period. Non-commodity free credit balances in your account are not segregated from other balances and the Firm may use any of these funds in the ordinary course of its business. These funds are payable upon your demand. This total is included in the current period closing value.

SDNY_GM_00023700

CONFIDENTIAL

EFTA_00134320

EFTA01276091

Important information about your statement (continued)

Lending information

For detailed information on the Firm's lending practices and disclosures, refer to your Client Relationship Agreement or Account Agreement and the General Terms and Conditions, UBS Statement of Credit Practices available in *Agreements and Disclosures* at www.ubs.com/accounts/investments.

Your assets

Your statement itemizes securities and other assets held in the account at the end of the statement period. You may ask for delivery of fully paid securities at any time. You may receive securities used as loan collateral after paying any balance due on them. Any securities transferred to the Firm during the statement period are listed at market value as of the end of the statement period.

• **Cost basis.** In determining the cost basis of the securities included in this statement, where indicated with the number "1," UBS Financial Services has relied on information obtained from sources other than UBS Financial Services, including information from another firm or that you may have provided to your Financial Advisor. The Firm does not independently verify or guarantee the accuracy or validity of any information provided by sources other than UBS Financial Services.

In addition, although UBS Financial Services generally updates this information as it is received, the Firm does not provide any assurances that the information under "Cost basis" and "Unrealized gain/loss" is accurate as of the date of this statement. As such, please do not rely on this information to make purchase or sale decisions, for tax purposes or otherwise. Accounts transferred to the Firm may reflect gain/loss information only for the period of time they are held at the Firm. More historical information can be added by your Financial Advisor.

• **Unrealized gains/losses.** When data is available, estimated unrealized gains/losses are calculated for individual security lots. The transaction data for individual lots may or may not reflect commissions, charges and/or security reorganization events. Dividend and other reinvestment lots and systematic purchase lots are each combined to display one averaged lot. The "Trade date" column presents the original transaction trade date.

• **Callable securities.** Bonds and preferred stock that the issuer calls for early redemption will be selected impartially by lot from among all securities of that issue held in our name or in nominee name for our clients. Call feature information is obtained from third parties and its accuracy is not guaranteed. Other call features may exist which could affect yield; complete information will be provided upon request.

• **Certificates of deposit (CDs).** CDs are FDIC insured up to \$250,000 in principal and accrued interest per depositor and per depository institution, in accordance with FDIC rules.

• **Price/value.** Prices displayed for securities and other products may be higher or lower than the price that

you would actually receive in the market. Prices are obtained from various third party sources which we believe to be reliable, but we do not guarantee their accuracy.

- We generally use the closing price when available or the mean of the bid and ask prices for listed securities and options or only bid prices for OTC securities.
- Less actively traded securities may be priced using a valuation model or the most recent price we obtained and may not reflect an actual market price or value.
- Certain positions may appear without a price and will show as "price was not available" if we are unable to obtain a price for a security.
- Deposits or securities denominated in currencies other than U.S. dollars are reflected at the exchange rate as of the statement date.
- For certain securities trading in non-conforming denominations, price and quantity (face value) may have been adjusted to facilitate proper valuation. To obtain current quotations, when available, contact your Financial Advisor.

• Private investments and structured products.

Private investment securities (including direct participation program and real estate investment trust securities) and structured products are generally highly illiquid. Certain structured products have not been registered with the Securities and Exchange Commission or under any state securities laws. We provide estimated values for private investment securities and structured products for informational purposes only. Accuracy is not guaranteed.

- These values may differ substantially from prices, if any, at which a private investment security or structured product may be bought or sold and do not necessarily represent the value you may receive upon liquidation.
- Third party estimates of value are as of a certain date and are supplied to UBS Financial Services on a regular basis by an independent valuation firm.
- Issuer, general partner or sponsor estimated values, if any, are supplied to the Firm by the issuer, general partner or sponsor and may be calculated based on different information from that used by third parties to derive their estimated values.
- You can obtain additional information regarding the methodology used to determine the estimate of value and the date of the information that is the basis for the estimate by contacting your Financial Advisor.
- Third party estimated values may be reflected as "Not priced" in several situations: when an independent valuation firm has not supplied or is unable to assign a value, when we become aware that a material event has occurred that may call a previously reported value into question, or when a value would be highly speculative due to the nature of the security.
- When neither an issuer, general partner or sponsor estimated value nor a third-party estimated value is provided, the value of the security will be different from its purchase price.

- "Distributions to date" may include return of capital, income or both.
- "Original unit size" represents the initial offering price per unit and may not reflect your cost basis.

• **Restricted securities.** Restricted securities generally are not currently eligible for public sale. UBS Financial Services uses the market price of the unrestricted stock of the same issuer as an imputed value for the restricted stock for purposes of this statement only. To the extent that restricted securities are eligible for sale, the value received may be substantially less than the imputed value shown.

• Est. (estimated) income, current yields and rates.

- An estimate of annual income is based on current dividend and interest rates, assuming the securities will be held for one year from statement date or until maturity. This estimate is only a guideline; accuracy and continued income are not guaranteed.
- Estimated annual income and current yield for certain types of securities could include a return of principal or capital gains in which case the est. income (and current yield) would be overstated.
 - Estimated annual income and current yield and the actual income and yield might be lower or higher than the estimated amounts.
 - An estimate of annualized income (dividend and/or interest) divided by the current market value/average balance is based on the last dividend or interest payment made by the issuer and assumes the securities/deposits will be held for one year from the statement date or until maturity. Accuracy and continued yield are not guaranteed.

• Assets not held by UBS Financial Services.

Certain assets are not held by the Firm and not within the Firm's possession or control. These assets are displayed on your statement for informational purposes only. Positions and values presented are provided by the issuing firm. UBS Financial Services is not responsible for this information and does not guarantee its accuracy. These assets are not protected by SIPC or the Firm's supplemental SIPC coverage.

• Revenue sharing and additional compensation.

- In addition to commissions on sales and 12b-1 fees received in connection with the distribution of mutual funds to our clients we and/or our affiliate receive revenue sharing payments from distributors and/or advisors of the mutual funds that we sell. These amounts are based on two different components: (i) the amount of sales by UBS of a particular mutual fund family to our clients; and (ii) the asset value of a particular mutual fund family's shares held at the firm.
- We and our affiliate also receive networking and omnibus processing fees in consideration for transfer agent services that we provide to the mutual funds. These fees generally are paid from investor assets in the mutual fund and are a fixed dollar amount based on the number of accounts at the broker-dealer holding mutual funds of that fund family.

- In addition to commissions received in connection with the sale or distribution of annuity contracts and unit investment trust units to our clients, we and/or our affiliate receive revenue sharing compensation from many of the insurance companies underwriting the annuity contracts, affiliates of the insurance companies or sponsors of the unit investment trusts we distribute.
- Our affiliates also receive trading commissions and other compensation from mutual funds and insurance companies whose products we distribute.
- We receive an annual fee from UBS Bank USA and UBS AG Stamford Branch of up to \$25 per account sweeping to the banks under the UBS Bank Sweep Programs.

Activity

Information regarding commissions and other charges incurred in connection with the execution of trades, including option transactions has been included on confirmations previously furnished to you, and will be provided to you promptly on request.

Short selling

If you are engaged in short selling a security, you may incur a charge due to certain borrowing costs for that particular security.

Open orders

Regarding open or "good-till-cancelled" orders that were not executed by the statement date, open buy and sell stop orders are reduced by the amount of dividends or rights on an ex-dividends or ex-rights date unless instructed otherwise by you. You are responsible for orders that are executed due to your failure to cancel existing open orders.

Privacy

To obtain a copy of our current Client Privacy Notice, please contact your Financial Advisor or visit our website at www.ubs.com/derivacpynotice.

UBS Financial Services is not a bank. The RMA, Business Services Account BSA and IRMA are brokerage accounts which provide access to banking services and products through arrangements with affiliated banks and other third-party banks, and provides access to insurance and annuity products issued by unaffiliated third-party insurance companies through insurance agency subsidiaries of UBS Financial Services Inc.

Investment, insurance, and annuity products:
Not FDIC insured • No bank guarantee • May lose value

RMA, Resource Management Account, Business Services Account BSA, IRMA and International Resource Management Account are registered service marks of UBS Financial Services Inc.

Visa Signature is a registered service mark of Visa International. UBS Visa Signature credit cards and UBS Visa debit cards are issued by UBS Bank USA with permission from Visa U.S.A. Incorporated.

UBS Financial Services Inc.

Rev. 201511

SDNY_GM_00023701

CONFIDENTIAL

EFTA_00134321

EFTA01276092



UBS Financial Services Inc.
299 Park Avenue
25th Floor
New York NY 10171-0002

CNP7005749211 0216.X1 Y1 0

Resource Management Account

February 2016

GHISLAINE MAXWELL

Account name: GHISLAINE MAXWELL
Friendly account name: Indiv.Check/Car
Account number: [REDACTED]

Your Financial Advisor:
SCOTT STACKMAN/LYLE CASRIEL
Phone: [REDACTED]

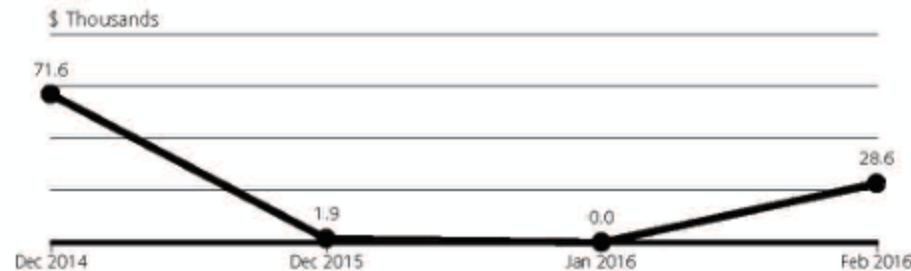
Questions about your statement?
Call your Financial Advisor or the
RMA ResourceLine at 800-RMA-1000,
account 029023576.

Visit our website:
www.ubs.com/financialservices

Value of your account

	on January 29 (\$)	on February 29 (\$)
Your assets	0.00	28,649.36
Your liabilities	0.00	0.00
Value of your account	\$0.00	\$28,649.36

Tracking the value of your account



Sources of your account growth during 2016

Value of your account at year end 2015	\$1,932.36
Net deposits and withdrawals	\$26,716.98
Your investment return:	
Dividend and interest income	\$0.02
Change in market value	\$0.00
Value of your account on Feb 29, 2016	\$28,649.36

CONFIDENTIAL



Your account balance sheet

Summary of your assets

	Value on February 29 (\$)	Percentage of your account
A Cash and money balances	28,649.36	100.00%
B Cash alternatives	0.00	0.00%
C Equities	0.00	0.00%
D Fixed income	0.00	0.00%
E Non-traditional	0.00	0.00%
F Commodities	0.00	0.00%
G Other	0.00	0.00%
Total assets	\$28,649.36	100.00%

Value of your account **\$28,649.36**

Your current asset allocation



► Cash and money balances may include available cash balances, UBS Bank USA deposit account balances, UBS AG Stamford Branch deposit account balances and money market mutual fund sweep balances. See the *Important information about your statement* on the last two pages of this statement for details about those balances.

Eye on the markets

Index	Percentage change	
	February 2016	Year to date
S&P 500	-0.13%	-5.09%
Russell 3000	-0.03%	-5.67%
MSCI - Europe, Australia & Far East	-1.80%	-8.89%
Barclays Capital U.S. Aggregate Bond Index	0.71%	2.10%

Interest rates on February 29, 2016

3-month Treasury bills: 0.32%
One-month LIBOR: 0.44%

CONFIDENTIAL



Change in the value of your account

	February 2016 (\$)	Year to date (\$)
Opening account value	\$0.00	\$1,932.36
Deposits, including investments transferred in	53,614.54	58,037.19
Withdrawals and fees, including investments transferred out	-24,965.18	-31,320.21
Dividend and interest income	0.00	0.02
Closing account value	\$28,649.36	\$28,649.36

Dividend and interest income earned

For purposes of this statement, taxability of interest and dividend income has been determined from a US tax reporting perspective. Based upon the residence of the account holder, account type, or product type, some interest and/or dividend payments may not be subject to United States (US) and/or Puerto Rico (PR) income taxes. The client monthly statement is not intended to be used and cannot be relied upon for tax purposes. Clients should refer to the applicable tax reporting forms they receive from UBS annually, such as the Forms 1099 and the Forms 480, for tax reporting information. It is the practice of UBS to file the applicable tax reporting forms with the US Internal Revenue Service and PR Treasury Department, and in such forms accurately classify dividends and/or interest as tax exempt or taxable income. Please consult your individual tax preparer.

	February 2016 (\$)	Year to date (\$)
Prior year adjustment	0.00	0.02

Cash activity summary

See *Account activity this month* for details. Balances in your Sweep Options are included in the opening and closing balances value. FDIC insurance applies only to deposits at UBS Bank USA, not to deposits at UBS AG, Stamford Branch or bank deposits placed through the UBS International Deposit Account program. SIPC protection applies to money market sweep fund holdings but not bank deposits. See *Important information about your statement* on the last two pages of this document for details.

	February 2016 (\$)	Year to date (\$)
Opening balances	\$0.00	\$1,932.36
<i>Additions</i>		
Deposits and other funds credited	53,614.54	58,037.19
Dividend and interest income	0.00	0.02
Total additions	\$53,614.54	\$58,037.21
<i>Subtractions</i>		
Checks and bill payments	-24,869.50	-31,128.85
Card payments	-95.68	-191.36
Total subtractions	-\$24,965.18	-\$31,320.21
Net cash flow	\$28,649.36	\$26,717.00
Closing balances	\$28,649.36	\$28,649.36

UBS Bank USA Deposit Account APY

Interest period Jan 8 - Feb 4

Opening UBS Bank USA Deposit balance Jan 8	\$1,335.18
Closing UBS Bank USA Deposit balance Feb 4	\$0.00
Number of days in interest period	28
Average daily balance	\$143.06
Interest earned	\$0.00
Annual percentage yield earned	0.00%

SDNY_GM_00023704

CNP70008005749213 NP7000202277 00008 0216 030575004 Y123576550 100000

Page 3 of 6

CONFIDENTIAL

EFTA_00134324

EFTA01276095



My Choice Rewards Points from UBS

Rewards points are reflected as of the 26th of the month or the prior business day if the 26th falls on a weekend/holiday. Rewards point activity details can be found on www.ubs.com/online services

	February 2016	Year to date
Opening balance	4,391	4,279
Points earned	373	485
Closing balance	4,764	4,764

Your investment objectives:

You have identified the following investment objectives for this account. If you have questions about these objectives, disagree with them, or wish to change them, please contact your Financial Advisor or Branch Manager. You can find a full description of the alternative investment objectives in *Important information about your statement* at the end of this document.

Your return objective:

Current income & capital appreciation

Your risk profile:

Primary - Aggressive

Investment eligibility consideration - None selected

Your account instructions

- Your account cost basis default closing method is FIFO, First In, First Out.

CONFIDENTIAL



Your assets

Some prices, income and current values shown may be approximate. As a result, gains and losses may not be accurately reflected. See *Important information about your statement* at the end of this document for more information.

Cash

Cash and money balances

Cash and money balances may include available cash balances, UBS Bank USA deposit account balances, UBS AG Stamford Branch deposit account balances and money market mutual fund sweep balances.

UBS Bank USA deposit account balances are insured by the FDIC within applicable limits, but are not protected by SIPC. UBS AG Stamford Branch deposit account balances are not insured by FDIC and are not protected by SIPC. Money market sweep balances are protected by SIPC but are not insured by the FDIC. See the *Important information about your statement* at the end of this document for details about those balances.

Holding	Opening balance on Feb 1 (\$)	Closing balance on Feb 29 (\$)	Price per share on Feb 29 (\$)	Average rate	Dividend/Interest period	Days in period	Cap amount (\$)
UBS BANK USA DEP ACCT	0.00	28,649.36					250,000.00

Your total assets

	Value on Feb 29 (\$)	Percentage of your account	Cost basis (\$)	Estimated annual income (\$)	Unrealized gain or loss (\$)
Cash					
Cash and money balances	28,649.36	100.00%	28,649.36		
Total	\$28,649.36	100.00%	\$28,649.36		

Account activity this month

	Date	Activity	Description	Amount (\$)
Deposits and other funds credited	Feb 4	Transfer	JOURNAL FROM Y1 23575GHISLAINE MAXWELL	597.20
	Feb 10	Transfer	JOURNAL FROM Y1 23575GHISLAINE MAXWELL	1,440.89
	Feb 10	Transfer	JOURNAL FROM Y1 23575GHISLAINE MAXWELL	866.88
	Feb 11	Transfer	JOURNAL FROM Y1 23575GHISLAINE MAXWELL	50,000.00
	Feb 11	Transfer	JOURNAL FROM Y1 23575GHISLAINE MAXWELL	709.57
			Total deposits and other funds credited	
Checks	Check number	Date	Description	Amount (\$)
		Feb 10	ACH WITHDRAWALCK#1041CAPITAL O	-709.57

continued next page

SDNY_GM_00023706

CNP7000800574921 5 NP7000202277 00008 0216 030575004 Y1 23576550 100000

CONFIDENTIAL



Account activity this month (continued)

Check number	Date	Description	Amount (\$)
Checks (continued)			
001042	Feb 10	ADAM K OFFLER	-866.88
001043	Feb 18	INSURANCE OFFICE OF CENTRAL	-21,254.96
Total checks			-\$22,831.41

Date	Activity	Description	Amount (\$)
Bill payments			
Feb 3	Withdrawal	ACH WITHDRAWAL UNITEDHEALTHONE	-556.98
Feb 3	Withdrawal	ACH WITHDRAWAL UNITEDHEALTHONE	-40.22
Feb 9	Withdrawal	ACH WITHDRAWAL AMEX EPayment	-1,440.89
Total bill payments			-\$2,038.09

Date	Description	Amount (\$)
Card payments		
Feb 18	CREDIT CARD PAYMENT	-95.68
Total card payments		-\$95.68

Minimum Payment Due	Payment Due Date	Credit line	Available Credit Line	Outstanding balance
UBS Visa Signature credit card(s) payment information for March 23, 2016				
\$84.45	Mar 23, 2016	\$35,000.00	\$32,219.12	\$2,780.88

This credit card is enrolled in UBS Pay Credit Card feature and will automatically be paid from your account. Your payment is scheduled for March 18, 2016.

We provide this information on your UBS Visa Signature credit cards solely as a courtesy to you. The UBS Visa Signature credit card and account are issued by UBS Bank USA. UBS Bank USA sends you the official statement for this account and you should make your payment according to their instructions.

We do not include your outstanding credit card balance in the value of your account with UBS Financial Services Inc.

Date	Activity	Description	Amount (\$)
Money balance activities			
Jan 29	Balance forward		\$0.00
Feb 12	Deposit	UBS BANK USA DEPOSIT ACCOUNT	50,000.00
Feb 19	Withdrawal	UBS BANK USA DEPOSIT ACCOUNT AS OF 02/18/16	-21,350.64
Feb 29	Closing UBS Bank USA Deposit Account		\$28,649.36

The UBS Bank USA Deposit Account is your primary sweep option.

CONFIDENTIAL

Important information about your statement

UBS Financial Services Inc. (the Firm or UBS Financial Services), is a member of all principal security, commodity and options exchanges. UBS Financial Services and UBS Bank USA are indirect subsidiaries of UBS AG and affiliates of UBS Securities LLC. The Firm's financial statement is available upon request. The Firm's executive offices are at:

UBS Financial Services Inc.
1200 Harbor Boulevard
Weehawken, NJ 07086

This statement represents the only official record of your UBS Financial Services account. Other records, except official tax documents, containing conflicting data should not be relied upon. If you believe there is an error or omission, please report it immediately in writing to the Branch Manager of the office serving your account.

Although all figures shown are intended to be accurate, statement data should not be used for tax purposes. Rely solely on year-end tax forms, (i.e., Form 1099, 5498, 1042S, etc.) when preparing your tax return. The Firm is required by law to report to the IRS all taxable dividends, reportable non-taxable dividends and taxable interest earned on securities held in your account, net proceeds on sale transactions, and cost basis on certain covered securities.

Communications with the Firm

- Please re-confirm any oral communications in writing to further protect your rights, including your rights under the Securities Investor Protection Act (SIPA).
- If the financial institution on the top left of the front of this statement is not UBS Financial Services, UBS Financial Services carries your account as clearing broker by arrangement with the indicated institution. We informed you of this relationship when you opened this account. In this case, your funds and securities are located at UBS Financial Services and not the introducing broker, and you must make a report of any error or omission to **both** firms.

All account statements shall be deemed complete and accurate if not objected to in writing within 60 days.

- Please direct customer complaints or inquiries to the Firm's Client Relations Department at 201-352-1699 or toll-free at 800-354-9103, 8:00 A.M. to 6:00 P.M. ET Monday through Friday, or in writing to UBS Financial Services Inc., Client Relations Department, P.O. Box 766 Union City, NJ 07087.
- In case of errors or questions about an electronic funds transfer (EFT), bill payment or UBS Visa® debit card transactions, call 800-762-1000, or write to UBS Financial Services Inc., 1000 Harbor Blvd., 6th floor, Weehawken, NJ 07086, Attn: RMA/BSA Services.

Call or write as soon as you can, if you think your statement or receipt is wrong or if you need more information about a transfer on the statement or receipt. The Firm or Card Issuer (as applicable) must hear from you no later than 60 days after the Firm sent you the first statement on which the error or problem appeared.

- Provide your name and account number (if any).
- Describe the error or the transfer you are unsure about, and explain as clearly as you can why you believe it is an error or why you need more information.
- Provide the dollar amount of the suspected error.

The Firm or Card Issuer will investigate your complaint and will correct any error promptly. If we take more than 10 business days to do this, we will credit your account for the amount you think is in error, so that you will have the use of the money during the time it takes us to complete our investigation.

Please make all checks payable to the Firm or the financial institution indicated on the front of this statement. In addition to regular account fees, accounts may be subject to maintenance fees, charges for late payment for securities purchases and charges for unpaid amounts in cash accounts. Accounts that are transferred to other institutions may be subject to a transfer fee.

UBS Sweep Options

UBS offers options for sweeping cash balances, balances to bank deposits at UBS Bank USA and UBS AG Stamford branch (Bank Sweep Programs), money market mutual funds (Money Funds) and the International Deposit Account (IDA) for customers with an International Resource Management Account. Through the Bank Sweep Programs, cash balances are swept to UBS Bank USA up to an established limit and then to UBS AG Stamford Branch, or a Money Fund. Deposits at UBS Bank USA are FDIC insured in accordance with FDIC rules. For more information please visit www.fdic.gov. Deposits at UBS AG Stamford Branch and shares of Money Funds are not insured by the FDIC.

Through the IDA, available to cash balances are swept to deposit accounts at UBS AG New York Branch and UBS AG Cayman Branch. These deposits are not insured by the FDIC. Balances held at the UBS AG Cayman Branch are temporarily exposed to the sovereign risk of the Cayman Islands, and there is no guarantee or other obligation of UBS AG to repay the balances while on the UBS Cayman's Branch's books.

Deposits at UBS Bank USA and each UBS AG Branch are not protected by SIPC. Money Fund shares are protected by SIPC. See "UBS Financial Services Account Protection" below.

Upon your request, balances in the Bank Sweep Programs or IDA may be withdrawn, and shares of a Money Fund may be liquidated, and the proceeds returned to you or your securities account.

Further information about available sweep options, including current interest rates and yields, is available at www.ubs.com/sweep/yields, from your Financial Advisor or by calling 800-762-1000.

UBS Financial Services account protection

The Firm is a member of the Securities Investor Protection Corporation (SIPC), which protects securities accounts of its members up to \$500,000 (including \$250,000 for

claims for cash). The SIPC asset protection limits apply to all accounts that you hold in a particular capacity. The Firm, together with certain affiliates, has also purchased supplemental protection. The maximum amount payable to all eligible clients, collectively under this protection is \$500 million as of December 10, 2013.

Subject to the policy conditions and limitations, cash at the Firm is further protected for up to \$1.9 million in the aggregate for all your accounts held in a particular capacity. A full copy of the policy wording is available upon request.

The SIPC protection and the supplemental protection both do not apply to:

- Certain financial assets controlled by (and included in your account value) but held away from UBS Financial Services (e.g., certain (i) cash at UBS Bank, (ii) cash at UBS AG Stamford branch, (iii) insurance products, including variable annuities, and (iv) shares of mutual funds where such shares are registered directly in the name of the account holder on the books and records of the applicable issuer or transfer agent);
- Certain investment contracts or investment interests (e.g., limited partnerships and private placements) that are not registered under the Securities Act of 1933; and
- Commodities contracts (e.g., foreign exchange and precious metal contracts), including futures contracts and commodity option contracts.

The SIPC protection and the supplemental protection do not apply to these assets even if they otherwise appear on your statements. The SIPC protection and the supplemental protection do not protect against changes in the market value of your investments (whether as a result of market movement, issuer bankruptcy or otherwise).

More information is available upon request. You may obtain more information about SIPC, including the SIPC Brochure, by contacting SIPC at 202-371-8300 or by visiting the SIPC website at www.sipc.org

Dividend Reinvestment Program (DRIP)

The price reflected is an average price. You may obtain the actual price from your Financial Advisor. Only whole shares are purchased under DRIP; partial shares will be sold and the cash will be deposited in your account. The dividend reinvestment price supplied by the issuer may differ from the market price at which the partial shares are sold.

Cash-in-lieu

Only whole units may be held in your account. If you are entitled to a partial unit as a result of a dividend payment or otherwise, the Firm will either sell partial units at market price or accept an amount determined by a registered clearing agency, and credit your account.

Investment objectives

The investment objectives and risk profile are specific to each account and may vary between. Please advise the Firm promptly in writing of any significant change in your financial situation or investment objectives. For each

account held, you choose one of the following investment objectives:

- *Produce Current Income:* Investments seeking the generation of income only.
- *Achieve Capital Appreciation:* Investments seeking growth of principal rather than the generation of income.
- *Produce Combination of Income and Capital Appreciation:* Investments seeking both the generation of income and growth of principal.

Overall risk profiles

- *Conservative:* Seeks to maintain initial principal, with low risk and volatility to the account overall, even if that means the account does not generate significant income or returns and may not keep pace with inflation.
- *Moderate:* Willing to accept some risk to principal and tolerate some volatility to seek higher returns.
- *Aggressive:* Willing to accept high risk to principal and high volatility to seek high returns over time.

Statement "householding"

We may consolidate all related account statements with the same address in the same envelope. Accounts may be related for this purpose because they have owners who also maintain joint account relationships with other clients at the same address. This practice is known as "householding." If you prefer to receive individual statements mailed in separate envelopes — you may decline householding by calling your Financial Advisor.

Friendly account name

The Friendly account name reflects information that you entered on the Firm's online services website. It is a customizable "nickname" chosen by you to assist you with your recordkeeping. It has no legal effect on your account. You can change your Friendly account names, through Online Services or by contacting your Financial Advisor.

Account overview

- *Value of your account/portfolio.* Net of assets and liabilities.
- *Assets.* Includes available cash balances, values for restricted security (est.), and Global Time Deposits, unrealized marks to market, and certain assets not held by the Firm. Does not include unpriced securities/assets at the end of the prior and current statement periods, or private investments, unvested stock options and exercisable stock options.
- *Liabilities.* Includes debit balances, outstanding margin loans, credit line, short account balances.
- *Cash/money balances.* Total of uninvested available cash balances, plus UBS Bank USA deposit balances, UBS AG Stamford Branch deposit balances and money market mutual fund sweep balances, at the close of the statement period. Non-commodity free credit balances in your account are not segregated from other balances and the Firm may use any of these funds in the ordinary course of its business. These funds are payable upon your demand. This total is included in the current period closing value.

SDNY_GM_00023708

CONFIDENTIAL

EFTA_00134328

EFTA01276099

Important information about your statement (continued)

Lending information

For detailed information on the Firm's lending practices and disclosures, refer to your Client Relationship Agreement or Account Agreement and the General Terms and Conditions, UBS Statement of Credit Practices available in *Agreements and Disclosures* at www.ubs.com/accounts/disclosures.

Your assets

Your statement itemizes securities and other assets held in the account at the end of the statement period. You may ask for delivery of fully paid securities at any time. You may receive securities used as loan collateral after paying any balance due on them. Any securities transferred to the Firm during the statement period are listed at market value as of the end of the statement period.

• **Cost basis.** In determining the cost basis of the securities included in this statement, where indicated with the number "1," UBS Financial Services has relied on information obtained from sources other than UBS Financial Services, including information from another firm or that you may have provided to your Financial Advisor. The Firm does not independently verify or guarantee the accuracy or validity of any information provided by sources other than UBS Financial Services.

In addition, although UBS Financial Services generally updates this information as it is received, the Firm does not provide any assurances that the information under "Cost basis" and "Unrealized gain/loss" is accurate as of the date of this statement. As such, please do not rely on this information to make purchase or sale decisions, for tax purposes or otherwise. Accounts transferred to the Firm may reflect gain/loss information only for the period of time they are held at the Firm. More historical information can be added by your Financial Advisor.

• **Unrealized gains/losses.** When data is available, estimated unrealized gains/losses are calculated for individual security lots. The transaction data for individual lots may or may not reflect commissions, charges and/or security reorganization events. Dividend and other reinvestment lots and systematic purchase lots are each combined to display one averaged lot. The "Trade date" column presents the original transaction trade date.

• **Callable securities.** Bonds and preferred stock that the issuer calls for early redemption will be selected impartially by lot from among all securities of that issue held in our name or in nominee name for our clients. Call feature information is obtained from third parties and its accuracy is not guaranteed. Other call features may exist which could affect yield; complete information will be provided upon request.

• **Certificates of deposit (CDs).** CDs are FDIC insured up to \$250,000 in principal and accrued interest per depositor and per depository institution, in accordance with FDIC rules.

• **Price/value.** Prices displayed for securities and other products may be higher or lower than the price that

you would actually receive in the market. Prices are obtained from various third party sources which we believe to be reliable, but we do not guarantee their accuracy.

- We generally use the closing price when available or the mean of the bid and ask prices for listed securities and options or only bid prices for OTC securities.
- Less actively traded securities may be priced using a valuation model or the most recent price we obtained and may not reflect an actual market price or value.
- Certain positions may appear without a price and will show as "price was not available" if we are unable to obtain a price for a security.
- Deposits or securities denominated in currencies other than U.S. dollars are reflected at the exchange rate as of the statement date.
- For certain securities trading in non-conforming denominations, price and quantity (face value) may have been adjusted to facilitate proper valuation. To obtain current quotations, when available, contact your Financial Advisor.

• Private investments and structured products.

Private investment securities (including direct participation program and real estate investment trust securities) and structured products are generally highly illiquid. Certain structured products have not been registered with the Securities and Exchange Commission or under any state securities laws. We provide estimated values for private investment securities and structured products for informational purposes only. Accuracy is not guaranteed.

- These values may differ substantially from prices, if any, at which a private investment security or structured product may be bought or sold and do not necessarily represent the value you may receive upon liquidation.
- Third party estimates of value are as of a certain date and are supplied to UBS Financial Services on a regular basis by an independent valuation firm.
- Issuer, general partner or sponsor estimated values, if any, are supplied to the Firm by the issuer, general partner or sponsor and may be calculated based on different information from that used by third parties to derive their estimated values.
- You can obtain additional information regarding the methodology used to determine the estimate of value and the date of the information that is the basis for the estimate by contacting your Financial Advisor.
- Third party estimated values may be reflected as "Not priced" in several situations: when an independent valuation firm has not supplied or is unable to assign a value, when we become aware that a material event has occurred that may call a previously reported value into question, or when a value would be highly speculative due to the nature of the security.
- When neither an issuer, general partner or sponsor estimated value nor a third-party estimated value is provided, the value of the security will be different from its purchase price.

- "Distributions to date" may include return of capital, income or both.
- "Original unit size" represents the initial offering price per unit and may not reflect your cost basis.

• **Restricted securities.** Restricted securities generally are not currently eligible for public sale. UBS Financial Services uses the market price of the unrestricted stock of the same issuer as an imputed value for the restricted stock for purposes of this statement only. To the extent that restricted securities are eligible for sale, the value received may be substantially less than the imputed value shown.

• Est. (estimated) income, current yields and rates.

- An estimate of annual income is based on current dividend and interest rates, assuming the securities will be held for one year from statement date or until maturity. This estimate is only a guideline; accuracy and continued income are not guaranteed.
- Estimated annual income and current yield for certain types of securities could include a return of principal or capital gains in which case the est. income (and current yield) would be overstated.
 - Estimated annual income and current yield and the actual income and yield might be lower or higher than the estimated amounts.
 - An estimate of annualized income (dividend and/or interest) divided by the current market value/average balance is based on the last dividend or interest payment made by the issuer and assumes the securities/deposits will be held for one year from the statement date or until maturity. Accuracy and continued yield are not guaranteed.

• **Assets not held by UBS Financial Services.** Certain assets are not held by the Firm and not within the Firm's possession or control. These assets are displayed on your statement for informational purposes only. Positions and values presented are provided by the issuing firm. UBS Financial Services is not responsible for this information and does not guarantee its accuracy. These assets are not protected by SIPC or the Firm's supplemental SIPC coverage.

• Revenue sharing and additional compensation.

- In addition to commissions on sales and 12b-1 fees received in connection with the distribution of mutual funds to our clients we and/or our affiliate receive revenue sharing payments from distributors and/or advisors of the mutual funds that we sell. These amounts are based on two different components: (i) the amount of sales by UBS of a particular mutual fund family to our clients; and (ii) the asset value of a particular mutual fund family's shares held at the firm.
- We and our affiliate also receive networking and omnibus processing fees in consideration for transfer agent services that we provide to the mutual funds. These fees generally are paid from investor assets in the mutual fund and are a fixed dollar amount based on the number of accounts at the broker-dealer holding mutual funds of that fund family.

- In addition to commissions received in connection with the sale or distribution of annuity contracts and unit investment trust units to our clients, we and/or our affiliate receive revenue sharing compensation from many of the insurance companies underwriting the annuity contracts, affiliates of the insurance companies or sponsors of the unit investment trusts we distribute.
- Our affiliates also receive trading commissions and other compensation from mutual funds and insurance companies whose products we distribute.
- We receive an annual fee from UBS Bank USA and UBS AG Stamford Branch of up to \$25 per account sweeping to the banks under the UBS Bank Sweep Programs.

Activity

Information regarding commissions and other charges incurred in connection with the execution of trades, including option transactions has been included on confirmations previously furnished to you, and will be provided to you promptly on request.

Short selling

If you are engaged in short selling a security, you may incur a charge due to certain borrowing costs for that particular security.

Open orders

Regarding open or "good-till-cancelled" orders that were not executed by the statement date, open buy and sell stop orders are reduced by the amount of dividends or rights on an ex-dividends or ex-rights date unless instructed otherwise by you. You are responsible for orders that are executed due to your failure to cancel existing open orders.

Privacy

To obtain a copy of our current Client Privacy Notice, please contact your Financial Advisor or visit our website at www.ubs.com/privacypolicy.

UBS Financial Services is not a bank. The RMA, Business Services Account BSA and IRMA are brokerage accounts which provide access to banking services and products through arrangements with affiliated banks and other third-party banks, and provides access to insurance and annuity products issued by unaffiliated third-party insurance companies through insurance agency subsidiaries of UBS Financial Services Inc.

Investment, insurance, and annuity products:
Not FDIC insured • No bank guarantee • May lose value

RMA, Resource Management Account, Business Services Account BSA, IRMA and International Resource Management Account are registered service marks of UBS Financial Services Inc.

Visa Signature is a registered service mark of Visa International. UBS Visa Signature credit cards and UBS Visa debit cards are issued by UBS Bank USA with permission from Visa U.S.A. Incorporated.

UBS Financial Services Inc.

Rev. 201511

SDNY_GM_00023709

CONFIDENTIAL

EFTA_00134329

EFTA01276100



UBS Financial Services Inc.
 299 Park Avenue
 25th Floor
 New York NY 10171-0002
 CNP70065182070316.X13.Y1.0

Resource Management Account

March 2016

GHISLAINE MAXWELL
 [Redacted]

Account name: GHISLAINE MAXWELL
Friendly account name: Indiv.Check/Car
Account number: [Redacted]

Your Financial Advisor:
 SCOTT STACKMAN/LYLE CASRIEL
 Phone: [Redacted]

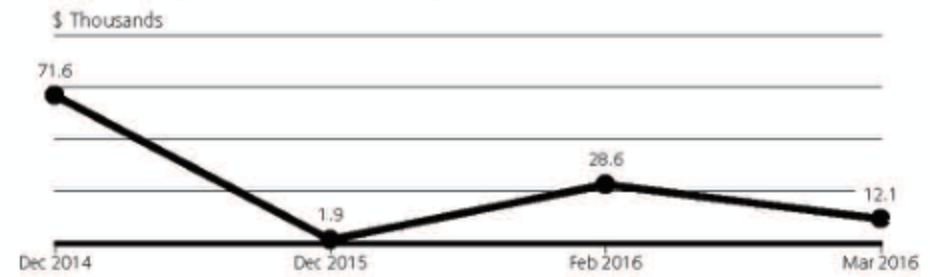
Questions about your statement?
 Call your Financial Advisor or the
 RMA ResourceLine at 800-RMA-1000,
 account 029023576.

Visit our website:
www.ubs.com/financialservices

Value of your account

	on February 29 (\$)	on March 31 (\$)
Your assets	28,649.36	12,098.56
Your liabilities	0.00	0.00
Value of your account	\$28,649.36	\$12,098.56

Tracking the value of your account



Sources of your account growth during 2016

Value of your account at year end 2015	\$1,932.36
Net deposits and withdrawals	\$10,165.67
Your investment return:	
Dividend and interest income	\$0.53
Change in market value	\$0.00
Value of your account on Mar 31, 2016	\$12,098.56

CONFIDENTIAL



Your account balance sheet

Summary of your assets

	Value on March 31 (\$)	Percentage of your account
A Cash and money balances	12,098.56	100.00%
B Cash alternatives	0.00	0.00%
C Equities	0.00	0.00%
D Fixed income	0.00	0.00%
E Non-traditional	0.00	0.00%
F Commodities	0.00	0.00%
G Other	0.00	0.00%
Total assets	\$12,098.56	100.00%

Value of your account **\$12,098.56**

Your current asset allocation



► Cash and money balances may include available cash balances, UBS Bank USA deposit account balances, UBS AG Stamford Branch deposit account balances and money market mutual fund sweep balances. See the *Important information about your statement* on the last two pages of this statement for details about those balances.

Eye on the markets

Index	Percentage change	
	March 2016	Year to date
S&P 500	6.78%	1.35%
Russell 3000	7.04%	0.97%
MSCI - Europe, Australia & Far East	6.59%	-2.88%
Barclays Capital U.S. Aggregate Bond Index	0.92%	3.03%

Interest rates on March 31, 2016

3-month Treasury bills: 0.21%
One-month LIBOR: 0.44%

CONFIDENTIAL



Change in the value of your account

	March 2016 (\$)	Year to date (\$)
Opening account value	\$28,649.36	\$1,932.36
Deposits, including investments transferred in	0.00	58,037.19
Withdrawals and fees, including investments transferred out	-16,551.31	-47,871.52
Dividend and interest income	0.51	0.53
Closing account value	\$12,098.56	\$12,098.56

Dividend and interest income earned

For purposes of this statement, taxability of interest and dividend income has been determined from a US tax reporting perspective. Based upon the residence of the account holder, account type, or product type, some interest and/or dividend payments may not be subject to United States (US) and/or Puerto Rico (PR) income taxes. The client monthly statement is not intended to be used and cannot be relied upon for tax purposes. Clients should refer to the applicable tax reporting forms they receive from UBS annually, such as the Forms 1099 and the Forms 480, for tax reporting information. It is the practice of UBS to file the applicable tax reporting forms with the US Internal Revenue Service and PR Treasury Department, and in such forms accurately classify dividends and/or interest as tax exempt or taxable income. Please consult your individual tax preparer.

	March 2016 (\$)	Year to date (\$)
Taxable interest	0.51	0.51
Total current year	\$0.51	\$0.51
Prior year adjustment	0.00	0.02
Total dividend & interest	\$0.51	\$0.53

Cash activity summary

See Account activity this month for details. Balances in your Sweep Options are included in the opening and closing balances value. FDIC insurance applies only to deposits at UBS Bank USA, not to deposits at UBS AG, Stamford Branch or bank deposits placed through the UBS International Deposit Account program. SIPC protection applies to money market sweep fund holdings but not bank deposits. See Important information about your statement on the last two pages of this document for details.

	March 2016 (\$)	Year to date (\$)
Opening balances	\$28,649.36	\$1,932.36
<i>Additions</i>		
Deposits and other funds credited	0.00	58,037.19
Dividend and interest income	0.51	0.53
Total additions	\$0.51	\$58,037.72
<i>Subtractions</i>		
Checks and bill payments	-16,455.63	-47,584.48
Card payments	-95.68	-287.04
Total subtractions	-\$16,551.31	-\$47,871.52
Net cash flow	-\$16,550.80	\$10,166.20
Closing balances	\$12,098.56	\$12,098.56

UBS Bank USA Deposit Account APY

Interest period Feb 5 - Mar 6

Opening UBS Bank USA Deposit balance Feb 5	\$0.00
Closing UBS Bank USA Deposit balance Mar 6	\$23,869.59
Number of days in interest period	31
Average daily balance	\$25,676.46
Interest earned	\$0.51
Annual percentage yield earned	0.02%

SDNY_GM_00023712

CNP70006006518209 NP7000309989 00006 0816 030575004 Y123576550 101000

Page 3 of 8

CONFIDENTIAL

EFTA_00134332

EFTA01276103



My Choice Rewards Points from UBS

Rewards points are reflected as of the 26th of the month or the prior business day if the 26th falls on a weekend/holiday. Rewards point activity details can be found on www.ubs.com/online services

	March 2016	Year to date
Opening balance	4,764	4,279
Points earned	0	485
Closing balance	4,764	4,764

Your investment objectives:

You have identified the following investment objectives for this account. If you have questions about these objectives, disagree with them, or wish to change them, please contact your Financial Advisor or Branch Manager. You can find a full description of the alternative investment objectives in *Important information about your statement* at the end of this document.

Your return objective:

Current income & capital appreciation

Your risk profile:

Primary - Aggressive

Investment eligibility consideration - None selected

Your account instructions

- Your account cost basis default closing method is FIFO, First In, First Out.

CONFIDENTIAL



Your assets

Some prices, income and current values shown may be approximate. As a result, gains and losses may not be accurately reflected. See *Important information about your statement* at the end of this document for more information.

Cash

Cash and money balances

Cash and money balances may include available cash balances, UBS Bank USA deposit account balances, UBS AG Stamford Branch deposit account balances and money market mutual fund sweep balances.

UBS Bank USA deposit account balances are insured by the FDIC within applicable limits, but are not protected by SIPC. UBS AG Stamford Branch deposit account balances are not insured by FDIC and are not protected by SIPC. Money market sweep balances are protected by SIPC but are not insured by the FDIC. See the *Important information about your statement* at the end of this document for details about those balances.

Holding	Opening balance on Mar 1 (\$)	Closing balance on Mar 31 (\$)	Price per share on Mar 31 (\$)	Average rate	Dividend/Interest period	Days in period	Cap amount (\$)
UBS BANK USA DEP ACCT	28,649.36	12,098.56					250,000.00

Your total assets

		Value on Mar 31 (\$)	Percentage of your account	Cost basis (\$)	Estimated annual income (\$)	Unrealized gain or loss (\$)
Cash	Cash and money balances	12,098.56	100.00%	12,098.56		
Total		\$12,098.56	100.00%	\$12,098.56		

Account activity this month

	Date	Activity	Description	Amount (\$)
Dividend and interest income				
<i>Taxable interest</i>				
	Mar 7	Interest	UBS BANK USA DEPOSIT ACCOUNT AS OF 03/04/16	0.51
		Total taxable interest		\$0.51
		Total dividend and interest income		\$0.51
Checks				
Check number	Date		Description	Amount (\$)
	Mar 3		ACH WITHDRAWALCK#1044CAPITAL O	-2,583.08
001040	Mar 3		ANITA CELA	-1,600.00
001045	Mar 8		INSURANCE OFFICE OF CENTRAL	-6,014.00

continued next page
SDNY_GM_00023714

CONFIDENTIAL



Account activity this month (continued)

Check number	Date	Description	Amount (\$)
Checks (continued)			
001046	Mar 7	ADL ENTERPRISES LLC	-1,500.00
001047	Mar 7	ADL ENTERPRISES LLC	-1,560.00
001048	Mar 30	ADAM K OFFLER	-447.89
Total checks			-\$13,704.97

Date	Activity	Description	Amount (\$)
Bill payments			
Mar 2	Withdrawal	ACH WITHDRAWAL UNITEDHEALTHONE	-556.98
Mar 2	Withdrawal	ACH WITHDRAWAL UNITEDHEALTHONE	-40.22
Mar 9	Withdrawal	ACH WITHDRAWAL AMEX EPayment	-2,153.46
Total bill payments			-\$2,750.66

Date	Description	Amount (\$)
Card payments		
Mar 18	CREDIT CARD PAYMENT	-95.68
Total card payments		-\$95.68

Minimum Payment Due	Payment Due Date	Credit line	Available Credit Line	Outstanding balance
UBS Visa Signature credit card(s) payment information for April 23, 2016				
\$83.67	Apr 23, 2016	\$35,000.00	\$32,285.13	\$2,714.87

This credit card is enrolled in UBS Pay Credit Card feature and will automatically be paid from your account. Your payment is scheduled for April 18, 2016.

We provide this information on your UBS Visa Signature credit cards solely as a courtesy to you. The UBS Visa Signature credit card and account are issued by UBS Bank USA. UBS Bank USA sends you the official statement for this account and you should make your payment according to their instructions.

We do not include your outstanding credit card balance in the value of your account with UBS Financial Services Inc.

Date	Activity	Description	Amount (\$)
Money balance activities			
Feb 29	Balance forward		\$28,649.36
Mar 3	Withdrawal	UBS BANK USA DEPOSIT ACCOUNT AS OF 03/02/16	-597.20
Mar 4	Withdrawal	UBS BANK USA DEPOSIT ACCOUNT AS OF 03/03/16	-4,183.08
Mar 7	Deposit	UBS BANK USA DEPOSIT ACCOUNT AS OF 03/04/16	0.51
Mar 8	Withdrawal	UBS BANK USA DEPOSIT ACCOUNT AS OF 03/07/16	-3,060.00

continued next page

CONFIDENTIAL



Account activity this month (continued)

	Date	Activity	Description	Amount (\$)
Money balance activities (continued)	Mar 9	Withdrawal	UBS BANK USA DEPOSIT ACCOUNT AS OF 03/08/16	-6,014.00
	Mar 10	Withdrawal	UBS BANK USA DEPOSIT ACCOUNT AS OF 03/09/16	-2,153.46
	Mar 21	Withdrawal	UBS BANK USA DEPOSIT ACCOUNT AS OF 03/18/16	-95.68
	Mar 31	Withdrawal	UBS BANK USA DEPOSIT ACCOUNT AS OF 03/30/16	-447.89
	Mar 31	Closing UBS Bank USA Deposit Account		\$12,098.56

The UBS Bank USA Deposit Account is your primary sweep option.

CONFIDENTIAL



Your notes

CONFIDENTIAL

Important information about your statement

UBS Financial Services Inc. (the Firm or UBS Financial Services), is a member of all principal security, commodity and options exchanges. UBS Financial Services and UBS Bank USA are indirect subsidiaries of UBS AG and affiliates of UBS Securities LLC. The Firm's financial statement is available upon request. The Firm's executive offices are at:

UBS Financial Services Inc.
1200 Harbor Boulevard
Weehawken, NJ 07086

This statement represents the only official record of your UBS Financial Services account. Other records, except official tax documents, containing conflicting data should not be relied upon. If you believe there is an error or omission, please report it immediately in writing to the Branch Manager of the office serving your account.

Although all figures shown are intended to be accurate, statement data should not be used for tax purposes. Rely solely on year-end tax forms, (i.e., Form 1099, 5498, 1042S, etc.) when preparing your tax return. The Firm is required by law to report to the IRS all taxable dividends, reportable non-taxable dividends and taxable interest earned on securities held in your account, net proceeds on sale transactions, and cost basis on certain covered securities.

Communications with the Firm

- Please re-confirm any oral communications in writing to further protect your rights, including your rights under the Securities Investor Protection Act (SIPA).
- If the financial institution on the top left of the front of this statement is not UBS Financial Services, UBS Financial Services carries your account as clearing broker by arrangement with the indicated institution. We informed you of this relationship when you opened this account. In this case, your funds and securities are located at UBS Financial Services and not the introducing broker, and you must make a report of any error or omission to **both** firms.

As described in the account agreements, you must notify us of any errors or fraud involving checks reflected on your statement within 30 days after it was mailed or made available. All statements shall be deemed complete and accurate in all other respects if not objected to in writing within 60 days.

- Please direct customer complaints or inquiries to the Firm's Client Relations Department at 201-352-1699 or toll-free at 800-354-9103, 8:00 A.M. to 6:00 P.M. ET Monday through Friday, or in writing to UBS Financial Services Inc., Client Relations Department, P.O. Box 766 Union City, NJ 07087.
- In case of errors or questions about an electronic funds transfer (EFT), bill payment or UBS Visa® debit card transactions, call 800-762-1000, or write to UBS Financial Services Inc., 1000 Harbor Blvd., 6th floor, Weehawken, NJ 07086, Attn: RMA/BSA Services.

Call or write as soon as you can, if you think your statement or receipt is wrong or if you need more information about a transfer on the statement or receipt. The Firm or Card Issuer (as applicable) must

hear from you no later than 60 days after the Firm sent you the first statement on which the error or problem appeared.

- Provide your name and account number (if any).
- Describe the error or the transfer you are unsure about, and explain as clearly as you can why you believe it is an error or why you need more information.
- Provide the dollar amount of the suspected error.

The Firm or Card Issuer will investigate your complaint and will correct any error promptly. For alleged errors involving UBS Visa® debit card transactions, if we take more than 10 business days to do this, we will credit your account for the amount you think is in error, so that you will have the use of the money during the time it takes us to complete our investigation.

Please make all checks payable to the Firm or the financial institution indicated on the front of this statement. In addition to regular account fees, accounts may be subject to maintenance fees, charges for late payment for securities purchases and charges for unpaid amounts in cash accounts. Accounts that are transferred to other institutions may be subject to a transfer fee.

UBS Sweep Options

UBS offers options for sweeping cash balances, balances to bank deposits at UBS Bank USA and UBS AG Stamford branch (Bank Sweep Programs), money market mutual funds (Money Funds) and the International Deposit Account (IDA) for customers with an International Resource Management Account. Through the Bank Sweep Programs, cash balances are swept to UBS Bank USA up to an established limit and then to UBS AG Stamford Branch, or a Money Fund. Deposits at UBS Bank USA are FDIC insured in accordance with FDIC rules. For more information please visit www.fdic.gov. Deposits at UBS AG Stamford Branch and shares of Money Funds are not insured by the FDIC.

Through the IDA, available to cash balances are swept to deposit accounts at UBS AG New York Branch and UBS AG Cayman Branch. These deposits are not insured by the FDIC. Balances held at the UBS AG Cayman Branch are temporarily exposed to the sovereign risk of the Cayman Islands, and there is no guarantee or other obligation of UBS AG to repay the balances while on the UBS Cayman's Branch's books.

Deposits at UBS Bank USA and each UBS AG Branch are not protected by SIPC. Money Fund shares are protected by SIPC. See "UBS Financial Services Account Protection" below.

Upon your request, balances in the Bank Sweep Programs or IDA may be withdrawn, and shares of a Money Fund may be liquidated, and the proceeds returned to you or your securities account.

Further information about available sweep options, including current interest rates and yields, is available at www.ubs.com/sweep/yields, from your Financial Advisor or by calling 800-762-1000.

UBS Financial Services account protection

The Firm is a member of the Securities Investor Protection Corporation (SIPC), which protects securities accounts of its members up to \$500,000 (including \$250,000 for claims for cash). The SIPC asset protection limits apply to all accounts that you hold in a particular capacity. The Firm, together with certain affiliates, has also purchased supplemental protection. The maximum amount payable to all eligible clients, collectively under this protection is \$500 million as of December 10, 2015. Subject to the policy conditions and limitations, cash at the Firm is further protected for up to \$1.9 million in the aggregate for all your accounts held in a particular capacity. A full copy of the policy wording is available upon request.

The SIPC protection and the supplemental protection both do not apply to:

- Certain financial assets controlled by (and included in your account value) but held away from UBS Financial Services (e.g., certain (i) cash at UBS Bank USA, (ii) cash at UBS AG U.S. branches, (iii) insurance products, including variable annuities, and (iv) shares of mutual funds where such shares are registered directly in the name of the account holder on the books and records of the applicable issuer or transfer agent);
- Certain investment contracts or investment interests (e.g., limited partnerships and private placements) that are not registered under the Securities Act of 1933; and
- Commodities contracts (e.g., foreign exchange and precious metal contracts), including futures contracts and commodity option contracts.

The SIPC protection and the supplemental protection do not apply to these assets even if they otherwise appear on your statements. The SIPC protection and the supplemental protection do not protect against changes in the market value of your investments (whether as a result of market movement, issuer bankruptcy or otherwise).

More information is available upon request. You may obtain more information about SIPC, including the SIPC Brochure, by contacting SIPC at 202-371-8300 or by visiting the SIPC website at www.sipc.org

Dividend Reinvestment Program (DRIP)

The price reflected is an average price. You may obtain the actual price from your Financial Advisor. Only whole shares are purchased under DRIP; partial shares will be sold and the cash will be deposited in your account. The dividend reinvestment price supplied by the issuer may differ from the market price at which the partial shares are sold.

Cash-in-lieu

Only whole units may be held in your account. If you are entitled to a partial unit as a result of a dividend payment or otherwise, the Firm will either sell partial units at market price or accept an amount determined by a registered clearing agency, and credit your account.

Investment objectives

The investment objectives and risk profile are specific to each account and may vary between your accounts. Please advise the Firm promptly in writing of any

significant change in your financial situation or investment objectives. For each account held, you choose one of the following investment objectives:

- **Produce Current Income:** Investments seeking the generation of income only.
- **Achieve Capital Appreciation:** Investments seeking growth of principal rather than the generation of income.
- **Produce Combination of Income and Capital Appreciation:** Investments seeking both the generation of income and growth of principal.

Overall risk profiles

- **Conservative:** Seeks to maintain initial principal, with low risk and volatility to the account overall, even if that means the account does not generate significant income or returns and may not keep pace with inflation.
- **Moderate:** Willing to accept some risk to principal and tolerate some volatility to seek higher returns.
- **Aggressive:** Willing to accept high risk to principal and high volatility to seek high returns over time.
- **Investment Eligibility Consideration:** If selected, a portion of the portfolio for that account may include complex strategies, limited liquidity and greater volatility.

Statement "householding"

We may consolidate all related account statements with the same address in the same envelope, e.g. because they have owners who also maintain joint account relationships with other clients at the same address. If you prefer to receive individual statements mailed in separate envelopes, you may decline householding by calling your Financial Advisor.

Friendly account name

The Friendly account name is a customizable "nickname" chosen by you to assist you with your recordkeeping. It has no legal effect on your account. You can change your Friendly account names, through Online Services or by contacting your Financial Advisor.

Account overview

- **Value of your account/portfolio:** Net of assets and liabilities.
- **Assets:** Includes available cash balances, values for restricted security (est.), and Global Time Deposits, unrealized marks to market, and certain assets not held by the Firm. Does not include unpriced securities/assets at the end of the prior and current statement periods, or private investments, unvested stock options and exercisable stock options.
- **Liabilities:** Includes debit balances, outstanding margin loans, credit line, short account balances.
- **Cash/money balances:** Total of uninvested available cash balances, plus deposit balances at UBS Bank USA, UBS AG U.S. Branches and money market mutual fund sweep balances, at the close of the statement period. Non-commodity free credit balances in your account are not segregated from other balances and the Firm may use any of these funds in the ordinary course of its business. These funds are payable upon your demand. This total is included in the current period closing value.

SDNY_GM_00023718

CONFIDENTIAL

EFTA_00134338

EFTA01276109

Important information about your statement (continued)

Lending information

For detailed information on the Firm's lending practices and disclosures, refer to your Client Relationship Agreement or Account Agreement and the General Terms and Conditions, UBS Statement of Credit Practices available in *Agreements and Disclosures* at www.ubs.com/accounts/disclosures.

Your assets

Your statement itemizes securities and other assets held in the account at the end of the statement period. You may ask for delivery of fully paid securities at any time. You may receive securities used as loan collateral after paying any balance due on them. Any securities transferred to the Firm during the statement period are listed at market value as of the end of the statement period.

- **Cost basis.** In determining the cost basis of the securities included in this statement, where indicated with the number "1," UBS Financial Services has relied on information obtained from sources other than UBS Financial Services, including information from another firm or that you may have provided to your Financial Advisor. The Firm does not independently verify or guarantee the accuracy or validity of any information provided by sources other than UBS Financial Services.

In addition, although UBS Financial Services generally updates this information as it is received, the Firm does not provide any assurances that the information under "Cost basis" and "Unrealized gain/loss" is accurate as of the date of this statement. As such, please do not rely on this information to make purchase or sale decisions, for tax purposes or otherwise. Accounts transferred to the Firm may reflect gain/loss information only for the period of time they are held at the Firm. More historical information can be added by your Financial Advisor.

- **Unrealized gains/losses.** When data is available, estimated unrealized gains/losses are calculated for individual security lots. The transaction data for individual lots may or may not reflect commissions, charges and/or security reorganization events. Dividend and other reinvestment lots and systematic purchase lots are each combined to display one averaged lot. The "Trade date" column presents the original transaction trade date.

- **Callable securities.** Bonds and preferred stock that the issuer calls for early redemption will be selected impartially by lot from among all securities of that issue held in our name or in nominee name for our clients. Call feature information is obtained from third parties and its accuracy is not guaranteed. Other call features may exist which could affect yield; complete information will be provided upon request.

- **Certificates of deposit (CDs).** CDs are FDIC insured up to \$250,000 in principal and accrued interest per depositor and per depository institution, in accordance with FDIC rules.

- **Price/value.** Prices displayed for securities and other products may be higher or lower than the price that you would actually receive in the market. Prices are

obtained from various third party sources which we believe to be reliable, but we do not guarantee their accuracy.

- We generally use the closing price when available or the mean of the bid and ask prices for listed securities and options or only bid prices for OTC securities.
- Less actively traded securities may be priced using a valuation model or the most recent price we obtained and may not reflect an actual market price or value.
- Certain positions may appear without a price and will show as "price was not available" if we are unable to obtain a price for a security.
- Deposits or securities denominated in currencies other than U.S. dollars are reflected at the exchange rate as of the statement date.
- For certain securities trading in non-conforming denominations, price and quantity (face value) may have been adjusted to facilitate proper valuation. To obtain current quotations, when available, contact your Financial Advisor.

Private investments and structured products.

Private investment securities (including direct participation program and real estate investment trust securities) and structured products are generally highly illiquid. Certain structured products have not been registered with the Securities and Exchange Commission or under any state securities laws. We provide estimated values for private investment securities and structured products for informational purposes only. Accuracy is not guaranteed.

- These values may differ substantially from prices, if any, at which a private investment security or structured product may be bought or sold and do not necessarily represent the value you may receive upon liquidation.
- Third party estimates of value are as of a certain date and are supplied to UBS Financial Services on a regular basis by an independent valuation firm.
- Issuer, general partner or sponsor estimated values, if any, are supplied to the Firm by the issuer, general partner or sponsor and may be calculated based on different information from that used by third parties to derive their estimated values.
- You can obtain additional information regarding the methodology used to determine the estimate of value and the date of the information that is the basis for the estimate by contacting your Financial Advisor.
- Third party estimated values may be reflected as "Not priced" in several situations: when an independent valuation firm has not supplied or is unable to assign a value, when we become aware that a material event has occurred that may call a previously reported value into question, or when a value would be highly speculative due to the nature of the security.
- When neither an issuer, general partner or sponsor estimated value nor a third-party estimated value is provided, the value of the security will be different from its purchase price.
- "Distributions to date" may include return of capital, income or both.

- "Original unit size" represents the initial offering price per unit and may not reflect your cost basis.

- **Restricted securities.** Restricted securities generally are not currently eligible for public sale. UBS Financial Services uses the market price of the unrestricted stock of the same issuer as an imputed value for the restricted stock *for purposes of this statement only*. To the extent that restricted securities are eligible for sale, the value received may be substantially less than the imputed value shown.

Est. (estimated) income, current yields and rates.

An estimate of annual income is based on current dividend and interest rates, assuming the securities will be held for one year from statement date or until maturity. This estimate is only a guideline; accuracy and continued income are not guaranteed.

- Estimated annual income and current yield for certain types of securities could include a return of principal or capital gains in which case the est. income (and current yield) would be overstated.
- Estimated annual income and current yield and the actual income and yield might be lower or higher than the estimated amounts.
- An estimate of annualized income (dividend and/or interest) divided by the current market value/average balance is based on the last dividend or interest payment made by the issuer and assumes the securities/deposits will be held for one year from the statement date or until maturity. Accuracy and continued yield are not guaranteed.

- **Assets not held by UBS Financial Services.** Certain assets are not held by the Firm and not within the Firm's possession or control. These assets are displayed on your statement for informational purposes only. Positions and values presented are provided by the issuing firm. UBS Financial Services is not responsible for this information and does not guarantee its accuracy. These assets are not protected by SIPC or the Firm's supplemental SIPC coverage.

Revenue sharing and additional compensation.

- In addition to commissions on sales and 12b-1 fees received in connection with the distribution of mutual funds to our clients we and/or our affiliate receive revenue sharing payments from distributors and/or advisors of the mutual funds that we sell. These amounts are based on two different components: (i) the amount of sales by UBS of a particular mutual fund family to our clients; and (ii) the asset value of a particular mutual fund family's shares held at the firm.
- We and our affiliate also receive networking and omnibus processing fees in consideration for transfer agent services that we provide to the mutual funds. These fees generally are paid from investor assets in the mutual fund and are a fixed dollar amount based on the number of accounts at the broker-dealer holding mutual funds of that fund family.

- In addition to commissions received in connection with the sale or distribution of annuity contracts and unit investment trust units to our clients, we and/or our affiliate receive revenue sharing compensation from many of the insurance companies underwriting the annuity contracts, affiliates of the insurance companies or sponsors of the unit investment trusts we distribute.
- Our affiliates also receive trading commissions and other compensation from mutual funds and insurance companies whose products we distribute.
- We receive an annual fee from UBS Bank USA and UBS AG Stamford Branch of up to \$25 per account sweeping to the banks under the UBS Bank Sweep Programs.

Activity

Information regarding commissions and other charges incurred in connection with the execution of trades, including option transactions has been included on confirmations previously furnished to you, and will be provided to you promptly on request.

Short selling

If you are engaged in short selling a security, you may incur a charge due to certain borrowing costs for that particular security.

Open orders

Regarding open or "good-till-cancelled" orders that were not executed by the statement date, open buy and sell stop orders are reduced by the amount of dividends or rights on an ex-dividends or ex-rights date unless instructed otherwise by you. You are responsible for orders that are executed due to your failure to cancel existing open orders.

Privacy

To obtain a copy of our current Client Privacy Notice, please contact your Financial Advisor or visit our website at www.ubs.com/privacy-policy.

UBS Financial Services is not a bank. The RMA, Business Services Account BSA and IRMA are brokerage accounts which provide access to banking services and products through arrangements with affiliated banks and other third-party banks, and provides access to insurance and annuity products issued by unaffiliated third-party insurance companies through insurance agency subsidiaries of UBS Financial Services Inc.

Investment, insurance, and annuity products:
Not FDIC insured • No bank guarantee • May lose value

RMA, Resource Management Account, Business Services Account BSA, IRMA and International Resource Management Account are registered service marks of UBS Financial Services Inc.

Visa Signature is a registered service mark of Visa International. UBS Visa Signature credit cards and UBS Visa debit cards are issued by UBS Bank USA with permission from Visa U.S.A. Incorporated.

UBS Financial Services Inc.

Rev. 201603

SDNY_GM_00023719

CONFIDENTIAL

EFTA_00134339

EFTA01276110



UBS Financial Services Inc.
299 Park Avenue
25th Floor
New York NY 10171-0002

CNP70056751450416 Y1 0

Resource Management Account

April 2016

GHISLAINE MAXWELL

Account name: GHISLAINE MAXWELL
Friendly account name: Indiv.Check/Car
Account number: [REDACTED]

Your Financial Advisor:
SCOTT STACKMAN/LYLE CASRIEL
Phone: [REDACTED]

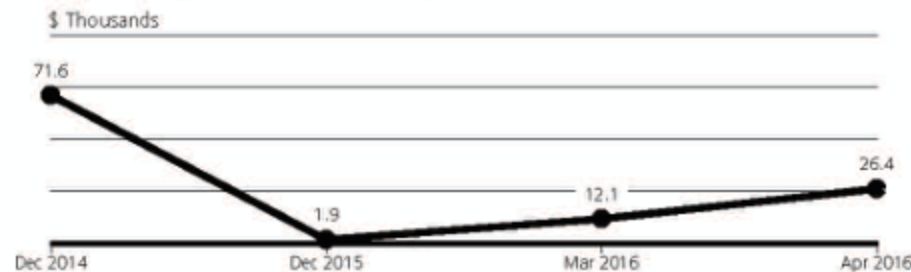
Questions about your statement?
Call your Financial Advisor or the
RMA ResourceLine at 800-RMA-1000,
account 029023576.

Visit our website:
www.ubs.com/financialservices

Value of your account

	on March 31 (\$)	on April 29 (\$)
Your assets	12,098.56	26,421.11
Your liabilities	0.00	0.00
Value of your account	\$12,098.56	\$26,421.11

Tracking the value of your account



Sources of your account growth during 2016

Value of your account at year end 2015	\$1,932.36
Net deposits and withdrawals	\$24,487.92
Your investment return:	
Dividend and interest income	\$0.83
Change in market value	\$0.00
Value of your account on Apr 29, 2016	\$26,421.11

CONFIDENTIAL



Your account balance sheet

Summary of your assets

	Value on April 29 (\$)	Percentage of your account
A Cash and money balances	26,421.11	100.00%
B Cash alternatives	0.00	0.00%
C Equities	0.00	0.00%
D Fixed income	0.00	0.00%
E Non-traditional	0.00	0.00%
F Commodities	0.00	0.00%
G Other	0.00	0.00%
Total assets	\$26,421.11	100.00%

Value of your account **\$26,421.11**

Your current asset allocation



► Cash and money balances may include available cash balances, UBS Bank USA deposit account balances, UBS AG Stamford Branch deposit account balances and money market mutual fund sweep balances. See the *Important information about your statement* on the last two pages of this statement for details about those balances.

Eye on the markets

Index	Percentage change	
	April 2016	Year to date
S&P 500	0.39%	1.74%
Russell 3000	0.62%	1.59%
MSCI - Europe, Australia & Far East	3.00%	0.04%
Barclays Capital U.S. Aggregate Bond Index	0.38%	3.43%

Interest rates on April 29, 2016

3-month Treasury bills: 0.20%
One-month LIBOR: 0.44%

CONFIDENTIAL



Change in the value of your account

	April 2016 (\$)	Year to date (\$)
Opening account value	\$12,098.56	\$1,932.36
Deposits, including investments transferred in	29,635.54	87,672.73
Withdrawals and fees, including investments transferred out	-15,313.29	-63,184.81
Dividend and interest income	0.30	0.83
Closing account value	\$26,421.11	\$26,421.11

Dividend and interest income earned

For purposes of this statement, taxability of interest and dividend income has been determined from a US tax reporting perspective. Based upon the residence of the account holder, account type, or product type, some interest and/or dividend payments may not be subject to United States (US) and/or Puerto Rico (PR) income taxes. The client monthly statement is not intended to be used and cannot be relied upon for tax purposes. Clients should refer to the applicable tax reporting forms they receive from UBS annually, such as the Forms 1099 and the Forms 480, for tax reporting information. It is the practice of UBS to file the applicable tax reporting forms with the US Internal Revenue Service and PR Treasury Department, and in such forms accurately classify dividends and/or interest as tax exempt or taxable income. Please consult your individual tax preparer.

	April 2016 (\$)	Year to date (\$)
Taxable interest	0.30	0.81
Total current year	\$0.30	\$0.81
Prior year adjustment	0.00	0.02
Total dividend & interest	\$0.30	\$0.83

Cash activity summary

See *Account activity this month* for details. Balances in your Sweep Options are included in the opening and closing balances value. FDIC insurance applies only to deposits at UBS Bank USA, not to deposits at UBS AG, Stamford Branch or bank deposits placed through the UBS International Deposit Account program. SIPC protection applies to money market sweep fund holdings but not bank deposits. See *Important information about your statement* on the last two pages of this document for details.

	April 2016 (\$)	Year to date (\$)
Opening balances	\$12,098.56	\$1,932.36
<i>Additions</i>		
Deposits and other funds credited	29,635.54	87,672.73
Dividend and interest income	0.30	0.83
Total additions	\$29,635.84	\$87,673.56
<i>Subtractions</i>		
Checks and bill payments	-8,152.79	-55,737.27
Card payments	-95.68	-382.72
Other funds debited	-7,064.82	-7,064.82
Total subtractions	-\$15,313.29	-\$63,184.81
Net cash flow	\$14,322.55	\$24,488.75
Closing balances	\$26,421.11	\$26,421.11

UBS Bank USA Deposit Account APY

Interest period Mar 7 - Apr 6

Opening UBS Bank USA Deposit balance Mar 7	\$23,869.59
Closing UBS Bank USA Deposit balance Apr 6	\$8,831.66
Number of days in interest period	31
Average daily balance	\$12,567.70
Interest earned	\$0.30
Annual percentage yield earned	0.03%

SDNY_GM_00023722

CNP70006005675147 NP7000191098 00006 0416 030575004 Y123576550 000000

Page 3 of 8

CONFIDENTIAL

EFTA_00134342

EFTA01276113



My Choice Rewards Points from UBS

Rewards points are reflected as of the 26th of the month or the prior business day if the 26th falls on a weekend/holiday. Rewards point activity details can be found on www.ubs.com/online services

	April 2016	Year to date
Opening balance	4,764	4,279
Points earned	285	770
Closing balance	5,049	5,049

Your investment objectives:

You have identified the following investment objectives for this account. If you have questions about these objectives, disagree with them, or wish to change them, please contact your Financial Advisor or Branch Manager. You can find a full description of the alternative investment objectives in *Important information about your statement* at the end of this document.

Your return objective:

Current income & capital appreciation

Your risk profile:

Primary - Aggressive

Investment eligibility consideration - None selected

Your account instructions

- Your account cost basis default closing method is FIFO, First In, First Out.

CONFIDENTIAL



Your assets

Some prices, income and current values shown may be approximate. As a result, gains and losses may not be accurately reflected. See *Important information about your statement* at the end of this document for more information.

Cash

Cash and money balances

Cash and money balances may include available cash balances, UBS Bank USA deposit account balances, UBS AG Stamford Branch deposit account balances and money market mutual fund sweep balances.

UBS Bank USA deposit account balances are insured by the FDIC within applicable limits, but are not protected by SIPC. UBS AG Stamford Branch deposit account balances are not insured by FDIC and are not protected by SIPC. Money market sweep balances are protected by SIPC but are not insured by the FDIC. See the *Important information about your statement* at the end of this document for details about those balances.

Holding	Opening balance on Apr 1 (\$)	Closing balance on Apr 29 (\$)	Price per share on Apr 29 (\$)	Average rate	Dividend/Interest period	Days in period	Cap amount (\$)
UBS BANK USA DEP ACCT	12,098.56	26,421.11					250,000.00

Your total assets

		Value on Apr 29 (\$)	Percentage of your account	Cost basis (\$)	Estimated annual income (\$)	Unrealized gain or loss (\$)
Cash	Cash and money balances	26,421.11	100.00%	26,421.11		
Total		\$26,421.11	100.00%	\$26,421.11		

Account activity this month

	Date	Activity	Description	Amount (\$)
Deposits and other funds credited	Apr 12	Transfer	JOURNAL FROM Y1 23575GHISLAINE MAXWELL	718.75
	Apr 14	Deposit	LOCAL CHECK	8,821.11
	Apr 18	Transfer	JOURNAL FROM Y1 23575GHISLAINE MAXWELL	95.68
	Apr 28	Transfer	JOURNAL FROM Y1 23575GHISLAINE MAXWELL	20,000.00
	Total deposits and other funds credited			
Dividend and interest income				
	Date	Activity	Description	Amount (\$)
	Apr 7	Interest	UBS BANK USA DEPOSIT ACCOUNT AS OF 04/06/16	0.30

continued next page

SDNY_GM_00023724

CNP70008005675149 NP7000191098 00006 0416 030575004 Y1 23576550 000000

CONFIDENTIAL



Account activity this month (continued)

	Date	Activity	Description	Amount (\$)
Dividend and interest income (continued)				
<i>Taxable interest (continued)</i>				
			Total taxable interest	\$0.30
			Total dividend and interest income	\$0.30

	Check number	Date	Description	Amount (\$)
Checks	001049	Apr 26	INSURANCE OFFICE OF CENTRAL	-2,400.00
	008264	Apr 5	ADL ENTERPRISES LLC	-2,670.00
			Total checks	-\$5,070.00

	Date	Activity	Description	Amount (\$)
Bill payments	Apr 4	Withdrawal	ACH WITHDRAWAL UNITEDHEALTHONE	-556.98
	Apr 4	Withdrawal	ACH WITHDRAWAL UNITEDHEALTHONE	-40.22
	Apr 11	Withdrawal	ACH WITHDRAWAL AMEX EPayment	-2,485.59
			Total bill payments	-\$3,082.79

	Date	Description	Amount (\$)
Card payments	Apr 18	CREDIT CARD PAYMENT	-95.68
		Total card payments	-\$95.68

	Minimum Payment Due	Payment Due Date	Credit line	Available Credit Line	Outstanding balance
UBS Visa Signature credit card(s) payment information for May 23, 2016	\$89.49	May 23, 2016	\$35,000.00	\$32,064.32	\$2,935.68

This credit card is enrolled in UBS Pay Credit Card feature and will automatically be paid from your account. Your payment is scheduled for May 18, 2016

We provide this information on your UBS Visa Signature credit cards solely as a courtesy to you. The UBS Visa Signature credit card and account are issued by UBS Bank USA. UBS Bank USA sends you the official statement for this account and you should make your payment according to their instructions.

We do not include your outstanding credit card balance in the value of your account with UBS Financial Services Inc.

	Date	Activity	Description	Amount (\$)
Other funds debited	Apr 12	Withdrawal	FEDERAL FUNDS COMPUMENTARY FED FUND WIRE TO Morgan Manhattan AT JPMORGAN CHASE BANK, NA	-7,064.82
			Total other funds debited	-\$7,064.82

CONFIDENTIAL



Account activity this month (continued)

	Date	Activity	Description	Amount (\$)
Money balance activities	Mar 31	Balance forward		\$12,098.56
	Apr 5	Withdrawal	UBS BANK USA DEPOSIT ACCOUNT AS OF 04/04/16	-597.20
	Apr 6	Withdrawal	UBS BANK USA DEPOSIT ACCOUNT AS OF 04/05/16	-2,670.00
	Apr 7	Deposit	UBS BANK USA DEPOSIT ACCOUNT AS OF 04/06/16	0.30
	Apr 12	Withdrawal	UBS BANK USA DEPOSIT ACCOUNT AS OF 04/11/16	-2,485.59
	Apr 13	Withdrawal	UBS BANK USA DEPOSIT ACCOUNT AS OF 04/12/16	-6,346.07
	Apr 15	Deposit	UBS BANK USA DEPOSIT ACCOUNT	8,821.11
	Apr 27	Withdrawal	UBS BANK USA DEPOSIT ACCOUNT AS OF 04/26/16	-2,400.00
	Apr 29	Deposit	UBS BANK USA DEPOSIT ACCOUNT	20,000.00
	Apr 29	Closing UBS Bank USA Deposit Account		\$26,421.11

The UBS Bank USA Deposit Account is your primary sweep option.

CONFIDENTIAL



Your notes

CONFIDENTIAL

Important information about your statement

LBS Financial Services Inc. (the Firm or UBS Financial Services), is a member of all principal security, commodity and options exchanges. UBS Financial Services and UBS Bank USA are indirect subsidiaries of UBS AG and affiliates of UBS Securities LLC. The Firm's financial statement is available upon request. The Firm's executive offices are at:

UBS Financial Services Inc.
1200 Harbor Boulevard
Weehawken, NJ 07086

This statement represents the only official record of your UBS Financial Services account. Other records, except official tax documents, containing conflicting data should not be relied upon. If you believe there is an error or omission, please report it immediately in writing to the Branch Manager of the office serving your account.

Although all figures shown are intended to be accurate, statement data should not be used for tax purposes. Rely solely on year-end tax forms, (i.e., Form 1099, 5498, 1042S, etc.) when preparing your tax return. The Firm is required by law to report to the IRS all taxable dividends, reportable non-taxable dividends and taxable interest earned on securities held in your account, net proceeds on sale transactions, and cost basis on certain covered securities.

Communications with the Firm

- Please re-confirm any oral communications in writing to further protect your rights, including your rights under the Securities Investor Protection Act (SIPA).
- If the financial institution on the top left of the front of this statement is not UBS Financial Services, UBS Financial Services carries your account as clearing broker by arrangement with the indicated institution. We informed you of this relationship when you opened this account. In this case, your funds and securities are located at UBS Financial Services and not the introducing broker, and you must make a report of any error or omission to **both** firms. As described in the account agreements, you must notify us of any errors or fraud involving checks reflected on your statement within 30 days after it was mailed or made available. All statements shall be deemed complete and accurate in all other respects if not objected to in writing within 60 days.
- Please direct customer complaints or inquiries to the Firm's Client Relations Department at 201-352-1699 or toll-free at 800-354-9103, 8:00 A.M. to 6:00 P.M. ET Monday through Friday, or in writing to UBS Financial Services Inc., Client Relations Department, P.O. Box 766 Union City, NJ 07087.
- In case of errors or questions about an electronic funds transfer (EFT), bill payment or UBS Visa® debit card transactions, call 800-762-1000, or write to UBS Financial Services Inc., 1000 Harbor Blvd., 6th floor, Weehawken, NJ 07086, Attn: RMA/BSA Services.

Call or write as soon as you can, if you think your statement or receipt is wrong or if you need more information about a transfer on the statement or receipt. The Firm or Card Issuer (as applicable) must hear from you no later than 60 days after the Firm

sent you the first statement on which the error or problem appeared.

- Provide your name and account number (if any).
- Describe the error or the transfer you are unsure about, and explain as clearly as you can why you believe it is an error or why you need more information.
- Provide the dollar amount of the suspected error.

The Firm or Card Issuer will investigate your complaint and will correct any error promptly. For alleged errors involving UBS Visa® debit card transactions, if we take more than 10 business days to do this, we will credit your account for the amount you think is in error, so that you will have the use of the money during the time it takes us to complete our investigation.

Please make all checks payable to the Firm or the financial institution indicated on the front of this statement. In addition to regular account fees, accounts may be subject to maintenance fees, charges for late payment for securities purchases and charges for unpaid amounts in cash accounts. Accounts that are transferred to other institutions may be subject to a transfer fee.

UBS Sweep Options

UBS offers options for sweeping cash balances, balances to bank deposits at UBS Bank USA and UBS AG Stamford branch (Bank Sweep Programs), money market mutual funds (Money Funds) and the International Deposit Account (IDA) for customers with an International Resource Management Account. Through the Bank Sweep Programs, cash balances are swept to UBS Bank USA up to an established limit and then to UBS AG Stamford Branch, or a Money Fund. Deposits at UBS Bank USA are FDIC insured in accordance with FDIC rules. For more information please visit www.fdic.gov. Deposits at UBS AG Stamford Branch and shares of Money Funds are not insured by the FDIC.

Through the IDA, available to cash balances are swept to deposit accounts at UBS AG New York Branch and UBS AG Cayman Branch. These deposits are not insured by the FDIC. Balances held at the UBS AG Cayman Branch are temporarily exposed to the sovereign risk of the Cayman Islands, and there is no guarantee or other obligation of UBS AG to repay the balances while on the UBS Cayman's Branch's books.

Deposits at UBS Bank USA and each UBS AG Branch are not protected by SIPC. Money Fund shares are protected by SIPC. See "UBS Financial Services Account Protection" below.

Upon your request, balances in the Bank Sweep Programs or IDA may be withdrawn, and shares of a Money Fund may be liquidated, and the proceeds returned to you or your securities account.

Further information about available sweep options, including current interest rates and yields, is available at www.ubs.com/sweepyield, from your Financial Advisor or by calling 800-762-1000.

UBS Financial Services account protection

The Firm is a member of the Securities Investor Protection

Corporation (SIPC), which protects securities accounts of its members up to \$500,000 (including \$250,000 for claims for cash). The SIPC asset protection limits apply to all accounts that you hold in a particular capacity. The Firm, together with certain affiliates, has also purchased supplemental protection. The maximum amount payable to all eligible clients, collectively under this protection is \$500 million as of December 10, 2015. Subject to the policy conditions and limitations, cash at the Firm is further protected for up to \$1.9 billion in the aggregate for all your accounts held in a particular capacity. A full copy of the policy wording is available upon request.

The SIPC protection and the supplemental protection both do not apply to:

- Certain financial assets controlled by (and included in your account value) but held away from UBS Financial Services (e.g., certain (i) cash at UBS Bank USA, (ii) cash at UBS AG U.S. branches, (iii) insurance products, including variable annuities, and (iv) shares of mutual funds where such shares are registered directly in the name of the account holder on the books and records of the applicable issuer or transfer agent);
- Certain investment contracts or investment interests (e.g., limited partnerships and private placements) that are not registered under the Securities Act of 1933; and
- Commodities contracts (e.g., foreign exchange and precious metal contracts), including futures contracts and commodity option contracts.

The SIPC protection and the supplemental protection do not apply to these assets even if they otherwise appear on your statements. The SIPC protection and the supplemental protection do not protect against changes in the market value of your investments (whether as a result of market movement, issuer bankruptcy or otherwise).

More information is available upon request.

You may obtain more information about SIPC, including the SIPC Brochure, by contacting SIPC at 202-371-8300 or by visiting the SIPC website at www.sipc.org

Dividend Reinvestment Program (DRIP)

The price reflected is an average price. You may obtain the actual price from your Financial Advisor. Only whole shares are purchased under DRIP; partial shares will be sold and the cash will be deposited in your account. The dividend reinvestment price supplied by the issuer may differ from the market price at which the partial shares are sold.

Cash-in-lieu

Only whole units may be held in your account. If you are entitled to a partial unit as a result of a dividend payment or otherwise, the Firm will either sell partial units at market price or accept an amount determined by a registered clearing agency, and credit your account.

Investment objectives

The investment objectives and risk profile are specific to each account and may vary between your accounts. Please advise the Firm promptly in writing of any significant change in your financial situation or investment objectives. For each account held, you choose one of the following investment objectives:

- **Produce Current Income:** Investments seeking the generation of income only.
- **Achieve Capital Appreciation:** Investments seeking growth of principal rather than the generation of income.
- **Produce Combination of Income and Capital Appreciation:** Investments seeking both the generation of income and growth of principal.

Overall risk profiles

- **Conservative:** Seeks to maintain initial principal, with low risk and volatility to the account overall, even if that means the account does not generate significant income or returns and may not keep pace with inflation.
- **Moderate:** Willing to accept some risk to principal and tolerate some volatility to seek higher returns.
- **Aggressive:** Willing to accept high risk to principal and high volatility to seek high returns over time.
- **Investment Eligibility Consideration:** If selected, a portion of the portfolio for that account may include complex strategies, limited liquidity and greater volatility.

Statement "householding"

We may consolidate all related account statements with the same address in the same envelope, e.g. because they have owners who also maintain joint account relationships with other clients at the same address. If you prefer to receive individual statements mailed in separate envelopes, you may decline householding by calling your Financial Advisor.

Friendly account name

The Friendly account name is a customizable "nickname" chosen by you to assist you with your recordkeeping. It has no legal effect on your account. You can change your Friendly account names, through Online Services or by contacting your Financial Advisor.

Account overview

- **Value of your account/portfolio.** Net of assets and liabilities.
- **Assets.** Includes available cash balances, values for restricted security (est.), and Global Time Deposits, unrealized marks to market, and certain assets not held by the Firm. Does not include unpriced securities/assets at the end of the prior and current statement periods, or private investments, unvested stock options and exercisable stock options.
- **Liabilities.** Includes debit balances, outstanding margin loans, credit line, short account balances.
- **Cash/money balances.** Total of uninvested available cash balances, plus deposit balances at UBS Bank USA, UBS AG U.S. Branches and money market mutual fund sweep balances, at the close of the statement period. Non-commodity free credit balances in your account are not segregated from other balances and the Firm may use any of these funds in the ordinary course of its business. These funds are payable upon your demand. This total is included in the current period closing value.

Lending information

For detailed information on the Firm's lending practices and disclosures, refer to your Client Relationship

SDNY_GM_00023728

CONFIDENTIAL

EFTA_00134348

EFTA01276119

Important information about your statement (continued)

Agreement or Account Agreement and the General Terms and Conditions, UBS Statement of Credit Practices available in *Agreements and Disclosures* at www.ubs.com/accountdisclosures.

Your assets

Your statement itemizes securities and other assets held in the account at the end of the statement period. You may ask for delivery of fully paid securities at any time. You may receive securities used as loan collateral after paying any balance due on them. Any securities transferred to the Firm during the statement period are listed at market value as of the end of the statement period.

• **Cost basis.** In determining the cost basis of the securities included in this statement, where indicated with the number "1," UBS Financial Services has relied on information obtained from sources other than UBS Financial Services, including information from another firm or that you may have provided to your Financial Advisor. The Firm does not independently verify or guarantee the accuracy or validity of any information provided by sources other than UBS Financial Services. In addition, although UBS Financial Services generally updates this information as it is received, the Firm does not provide any assurances that the information under "Cost basis" and "Unrealized gain/loss" is accurate as of the date of this statement. As such, please do not rely on this information to make purchase or sale decisions, for tax purposes or otherwise. Accounts transferred to the Firm may reflect gain/loss information only for the period of time they are held at the Firm. More historical information can be added by your Financial Advisor.

• **Unrealized gains/losses.** When data is available, estimated unrealized gains/losses are calculated for individual security lots. The transaction data for individual lots may or may not reflect commissions, charges and/or security reorganization events. Dividend and other reinvestment lots and systematic purchase lots are each combined to display one averaged lot. The "Trade date" column presents the original transaction trade date.

• **Callable securities.** Bonds and preferred stock that the issuer calls for early redemption will be selected impartially by lot from among all securities of that issue held in our name or in nominee name for our clients. Call feature information is obtained from third parties and its accuracy is not guaranteed. Other call features may exist which could affect yield; complete information will be provided upon request.

• **Certificates of deposit (CDs).** CDs are FDIC insured up to \$250,000 in principal and accrued interest per depositor and per depository institution, in accordance with FDIC rules.

• **Price/value.** Prices displayed for securities and other products may be higher or lower than the price that you would actually receive in the market. Prices are obtained from various third party sources which we believe to be reliable, but we do not guarantee their accuracy.

– We generally use the closing price when available or the mean of the bid and ask prices for listed securities and options or only bid prices for OTC securities.

– Less actively traded securities may be priced using a valuation model or the most recent price we obtained and may not reflect an actual market price or value.

– Certain positions may appear without a price and will show as "price was not available" if we are unable to obtain a price for a security.

– Deposits or securities denominated in currencies other than U.S. dollars are reflected at the exchange rate as of the statement date.

– For certain securities trading in non-conforming denominations, price and quantity (face value) may have been adjusted to facilitate proper valuation. To obtain current quotations, when available, contact your Financial Advisor.

• Private investments and structured products.

Private investment securities (including direct participation program and real estate investment trust securities) and structured products are generally highly illiquid. Certain structured products have not been registered with the Securities and Exchange Commission or under any state securities laws. We provide estimated values for private investment securities and structured products for informational purposes only. Accuracy is not guaranteed.

– These values may differ substantially from prices, if any, at which a private investment security or structured product may be bought or sold and do not necessarily represent the value you may receive upon liquidation.

– Third party estimates of value are as of a certain date and are supplied to UBS Financial Services on a regular basis by an independent valuation firm.

– Issuer, general partner or sponsor estimated values, if any, are supplied to the Firm by the issuer, general partner or sponsor and may be calculated based on different information from that used by third parties to derive their estimated values.

– You can obtain additional information regarding the methodology used to determine the estimate of value and the date of the information that is the basis for the estimate by contacting your Financial Advisor.

– Third party estimated values may be reflected as "Not priced" in several situations: when an independent valuation firm has not supplied or is unable to assign a value, when we become aware that a material event has occurred that may call a previously reported value into question, or when a value would be highly speculative due to the nature of the security.

– When neither an issuer, general partner or sponsor estimated value nor a third-party estimated value is provided, the value of the security will be different from its purchase price.

– "Distributions to date" may include return of capital, income or both.

– "Original unit size" represents the initial offering price per unit and may not reflect your cost basis.

– DPP and unlisted REIT securities are not listed on a national securities exchange, and are generally

liquid and even if they can be sold, the price received may be less than the per share estimated value provided in the account statement.

• **Restricted securities.** Restricted securities generally are not currently eligible for public sale. UBS Financial Services uses the market price of the unrestricted stock of the same issuer as an imputed value for the restricted stock for purposes of this statement only. To the extent that restricted securities are eligible for sale, the value received may be substantially less than the imputed value shown.

• Est. (estimated) income, current yields and rates.

An estimate of annual income is based on current dividend and interest rates, assuming the securities will be held for one year from statement date or until maturity. This estimate is only a guideline; accuracy and continued income are not guaranteed.

– Estimated annual income and current yield for certain types of securities could include a return of principal or capital gains in which case the est. income (and current yield) would be overstated.

– Estimated annual income and current yield and the actual income and yield might be lower or higher than the estimated amounts.

– An estimate of annualized income (dividend and/or interest) divided by the current market value/average balance is based on the last dividend or interest payment made by the issuer and assumes the securities/deposits will be held for one year from the statement date or until maturity. Accuracy and continued yield are not guaranteed.

• **Assets not held by UBS Financial Services.** Certain assets are not held by the Firm and not within the Firm's possession or control. These assets are displayed on your statement for informational purposes only. Positions and values presented are provided by the issuing firm. UBS Financial Services is not responsible for this information and does not guarantee its accuracy. These assets are not protected by SIPC or the Firm's supplemental SIPC coverage.

• Revenue sharing and additional compensation.

– In addition to commissions on sales and 12b-1 fees received in connection with the distribution of mutual funds to our clients we and/or our affiliate receive revenue sharing payments from distributors and/or advisors of the mutual funds that we sell. These amounts are based on two different components:

(i) the amount of sales by UBS of a particular mutual fund family to our clients; and (ii) the asset value of a particular mutual fund family's shares held at the firm.

– We and our affiliate also receive networking and omnibus processing fees in consideration for transfer agent services that we provide to the mutual funds. These fees generally are paid from investor assets in the mutual fund and are a fixed dollar amount based on the number of accounts at the broker-dealer holding mutual funds of that fund family.

– In addition to commissions received in connection with the sale or distribution of annuity contracts and unit investment trust units to our clients, we and/or our affiliate receive revenue sharing compensation from many of the insurance companies underwriting the annuity contracts, affiliates of the insurance companies or sponsors of the unit investment trusts we distribute.

– Our affiliates also receive trading commissions and other compensation from mutual funds and insurance companies whose products we distribute.

– We receive an annual fee from UBS Bank USA and UBS AG Stamford Branch of up to \$25 per account sweeping to the banks under the UBS Bank Sweep Programs.

Activity

Information regarding commissions and other charges incurred in connection with the execution of trades, including option transactions has been included on confirmations previously furnished to you, and will be provided to you promptly on request.

Short selling

If you are engaged in short selling a security, you may incur a charge due to certain borrowing costs for that particular security.

Open orders

Regarding open or "good-till-cancelled" orders that were not executed by the statement date, open buy and sell stop orders are reduced by the amount of dividends or rights on an ex-dividends or ex-rights date unless instructed otherwise by you. You are responsible for orders that are executed due to your failure to cancel existing open orders.

Privacy

To obtain a copy of our current Client Privacy Notice, please contact your Financial Advisor or visit our website at www.ubs.com/privacypolicy.

UBS Financial Services is not a bank. The RMA, Business Services Account BSA and IRMA are brokerage accounts which provide access to banking services and products through arrangements with affiliated banks and other third-party banks, and provides access to insurance and annuity products issued by unaffiliated third-party insurance companies through insurance agency subsidiaries of UBS Financial Services Inc.

Investment, insurance, and annuity products:
Not FDIC insured • No bank guarantee • May lose value

RMA, Resource Management Account, Business Services Account BSA, IRMA and International Resource Management Account are registered service marks of UBS Financial Services Inc.

Visa Signature is a registered service mark of Visa International. UBS Visa Signature credit cards and UBS Visa debit cards are issued by UBS Bank USA with permission from Visa U.S.A. Incorporated.

UBS Financial Services Inc.

Rev. 201604

SDNY_GM_00023729

CONFIDENTIAL

EFTA_00134349

EFTA01276120



UBS Financial Services Inc.
299 Park Avenue
25th Floor
New York NY 10171-0002

CNP70055801490516 Y1 0

Resource Management Account

May 2016

GHISLAINE MAXWELL

Account name: GHISLAINE MAXWELL
Friendly account name: Indiv. Check/Car
Account number: [REDACTED]

Your Financial Advisor:
SCOTT STACKMAN/LYLE CASRIEL
Phone: [REDACTED]

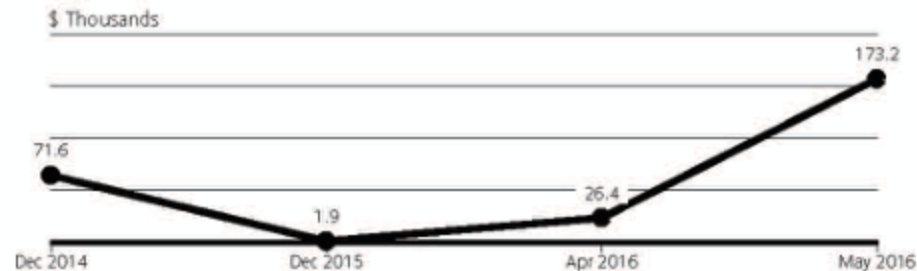
Questions about your statement?
Call your Financial Advisor or the
RMA ResourceLine at 800-RMA-1000,
account 029023576.

Visit our website:
www.ubs.com/financialservices

Value of your account

	on April 29 (\$)	on May 31 (\$)
Your assets	26,421.11	173,180.94
Your liabilities	0.00	0.00
Value of your account	\$26,421.11	\$173,180.94

Tracking the value of your account



Sources of your account growth during 2016

Value of your account at year end 2015	\$1,932.36
Net deposits and withdrawals	\$171,247.70
Your investment return:	
Dividend and interest income	\$0.88
Change in market value	\$0.00
Value of your account on May 31, 2016	\$173,180.94

CONFIDENTIAL



Your account balance sheet

Summary of your assets

	Value on May 31 (\$)	Percentage of your account
A Cash and money balances	173,180.94	100.00%
B Cash alternatives	0.00	0.00%
C Equities	0.00	0.00%
D Fixed income	0.00	0.00%
E Non-traditional	0.00	0.00%
F Commodities	0.00	0.00%
G Other	0.00	0.00%
Total assets	\$173,180.94	100.00%

Value of your account **\$173,180.94**

Your current asset allocation



► Cash and money balances may include available cash balances, UBS Bank USA deposit account balances, UBS AG Stamford Branch deposit account balances and money market mutual fund sweep balances. See the *Important information about your statement* on the last two pages of this statement for details about those balances.

Eye on the markets

Index	Percentage change	
	May 2016	Year to date
S&P 500	1.80%	3.57%
Russell 3000	1.79%	3.41%
MSCI - Europe, Australia & Far East	-0.78%	-0.75%
Barclays Capital U.S. Aggregate Bond Index	0.03%	3.45%

Interest rates on May 31, 2016

3-month Treasury bills: 0.34%
One-month LIBOR: 0.47%

CONFIDENTIAL



Change in the value of your account

	May 2016 (\$)	Year to date (\$)
Opening account value	\$26,421.11	\$1,932.36
Deposits, including investments transferred in	162,620.00	250,292.73
Withdrawals and fees, including investments transferred out	-15,860.22	-79,045.03
Dividend and interest income	0.05	0.88
Closing account value	\$173,180.94	\$173,180.94

Dividend and interest income earned

For purposes of this statement, taxability of interest and dividend income has been determined from a US tax reporting perspective. Based upon the residence of the account holder, account type, or product type, some interest and/or dividend payments may not be subject to United States (US) and/or Puerto Rico (PR) income taxes. The client monthly statement is not intended to be used and cannot be relied upon for tax purposes. Clients should refer to the applicable tax reporting forms they receive from UBS annually, such as the Forms 1099 and the Forms 480, for tax reporting information. It is the practice of UBS to file the applicable tax reporting forms with the US Internal Revenue Service and PR Treasury Department, and in such forms accurately classify dividends and/or interest as tax exempt or taxable income. Please consult your individual tax preparer.

	May 2016 (\$)	Year to date (\$)
Taxable interest	0.05	0.86
Total current year	\$0.05	\$0.86
Prior year adjustment	0.00	0.02
Total dividend & interest	\$0.05	\$0.88

Cash activity summary

See *Account activity this month* for details. Balances in your Sweep Options are included in the opening and closing balances value. FDIC insurance applies only to deposits at UBS Bank USA, not to deposits at UBS AG, Stamford Branch or bank deposits placed through the UBS International Deposit Account program. SIPC protection applies to money market sweep fund holdings but not bank deposits. See *Important information about your statement* on the last two pages of this document for details.

	May 2016 (\$)	Year to date (\$)
Opening balances	\$26,421.11	\$1,932.36
<i>Additions</i>		
Deposits and other funds credited	162,620.00	250,292.73
Dividend and interest income	0.05	0.88
Total additions	\$162,620.05	\$250,293.61
<i>Subtractions</i>		
Checks and bill payments	-15,599.18	-71,336.45
Card payments	-261.04	-643.76
Other funds debited	0.00	-7,064.82
Total subtractions	-\$15,860.22	-\$79,045.03
Net cash flow	\$146,759.83	\$171,248.58
Closing balances	\$173,180.94	\$173,180.94

UBS Bank USA Deposit Account APY

Interest period Apr 7 - May 5

Opening UBS Bank USA Deposit balance Apr 7	\$8,831.66
Closing UBS Bank USA Deposit balance May 5	\$14,523.28
Number of days in interest period	29
Average daily balance	\$10,593.88
Interest earned	\$0.05
Annual percentage yield earned	0.01%

SDNY_GM_00023732

CNP70006005580151 NP7000191995 00006 0516 030575004 Y123576550 000000

Page 3 of 8

CONFIDENTIAL

EFTA_00134352

EFTA01276123



My Choice Rewards Points from UBS

Rewards points are reflected as of the 26th of the month or the prior business day if the 26th falls on a weekend/holiday. Rewards point activity details can be found on www.ubs.com/online services

	May 2016	Year to date
Opening balance	5,049	4,279
Points earned	79	849
Closing balance	5,128	5,128

Your investment objectives:

You have identified the following investment objectives for this account. If you have questions about these objectives, disagree with them, or wish to change them, please contact your Financial Advisor or Branch Manager. You can find a full description of the alternative investment objectives in *Important information about your statement* at the end of this document.

Your return objective:

Current income & capital appreciation

Your risk profile:

Primary - Aggressive

Investment eligibility consideration - None selected

Your account instructions

- Your account cost basis default closing method is FIFO, First In, First Out.

CONFIDENTIAL



Your assets

Some prices, income and current values shown may be approximate. As a result, gains and losses may not be accurately reflected. See *Important information about your statement* at the end of this document for more information.

Cash

Cash and money balances

Cash and money balances may include available cash balances, UBS Bank USA deposit account balances, UBS AG Stamford Branch deposit account balances and money market mutual fund sweep balances.

UBS Bank USA deposit account balances are insured by the FDIC within applicable limits, but are not protected by SIPC. UBS AG Stamford Branch deposit account balances are not insured by FDIC and are not protected by SIPC. Money market sweep balances are protected by SIPC but are not insured by the FDIC. See the *Important information about your statement* at the end of this document for details about those balances.

Holding	Opening balance on May 1 (\$)	Closing balance on May 31 (\$)	Price per share on May 31 (\$)	Average rate	Dividend/Interest period	Days in period	Cap amount (\$)
UBS BANK USA DEP ACCT	26,421.11	173,180.94					250,000.00

Your total assets

		Value on May 31 (\$)	Percentage of your account	Cost basis (\$)	Estimated annual income (\$)	Unrealized gain or loss (\$)
Cash	Cash and money balances	173,180.94	100.00%	173,180.94		
Total		\$173,180.94	100.00%	\$173,180.94		

Account activity this month

	Date	Activity	Description	Amount (\$)
Deposits and other funds credited	May 25	Deposit	FEDERAL FUNDS DEPOSIT BY CHRISTIE'S INC. AT JPMORGAN CHASE BANK, N.A.	126,900.00
	May 25	Deposit	FEDERAL FUNDS DEPOSIT BY CHRISTIE'S INC. AT JPMORGAN CHASE BANK, N.A.	35,720.00
	Total deposits and other funds credited			\$162,620.00

	Date	Activity	Description	Amount (\$)
Dividend and interest income				
<i>Taxable interest</i>	May 6	Interest	UBS BANK USA DEPOSIT ACCOUNT AS OF 05/05/16	0.05

continued next page

SDNY_GM_00023734

CNP70008005580153 NP7000191995 00006 0516 030575004 Y123576550 000000

CONFIDENTIAL



Account activity this month (continued)

Date	Activity	Description	Amount (\$)
Dividend and interest income (continued)			
<i>Taxable interest (continued)</i>			
Total taxable interest			\$0.05
Total dividend and interest income			\$0.05

Date	Activity	Description	Amount (\$)
Bill payments			
May 3	Withdrawal	ACH WITHDRAWAL UNITEDHEALTHONE	-556.98
May 3	Withdrawal	ACH WITHDRAWAL AMEX EPAYMENT	-1,130.68
May 3	Withdrawal	ACH WITHDRAWAL UNITEDHEALTHONE	-40.22
May 9	Withdrawal	ACH WITHDRAWAL AMEX EPayment	-3,355.81
May 24	Withdrawal	ACH WITHDRAWAL Saks Retail	-345.49
Total bill payments			-\$15,599.18

Transaction date	Posting date	Description	Amount (\$)
Card purchases			
<i>UBS Visa debit: XXX4 0963</i>			
<i>G. MAXWELL</i>			
May 09	May 11	HM PASSPORT OFFICE DURHAM 096131070001714680	\$160.54
May 10	May 11	FOREIGN TRANSACTION 096131070001714680	\$4.82
Total charges			\$165.36

Date	Description	Amount (\$)
Card payments		
May 18	CREDIT CARD PAYMENT	-95.68
Total card payments		-\$95.68

Minimum Payment Due	Payment Due Date	Credit line	Available Credit Line	Outstanding balance
UBS Visa Signature credit card(s) payment information for June 23, 2016				
\$90.97	Jun 23, 2016	\$35,000.00	\$32,048.40	\$2,951.60

This credit card is enrolled in UBS Pay Credit Card feature and will automatically be paid from your account. Your payment is scheduled for June 18, 2016.

We provide this information on your UBS Visa Signature credit cards solely as a courtesy to you. The UBS Visa Signature credit card and account are issued by UBS Bank USA. UBS Bank USA sends you the official statement for this account and you should make your payment according to their instructions.

We do not include your outstanding credit card balance in the value of your account with UBS Financial Services Inc.

CONFIDENTIAL



Account activity this month (continued)

	Date	Activity	Description	Amount (\$)
Money balance activities	Apr 29	Balance forward		\$26,421.11
	May 4	Withdrawal	UBS BANK USA DEPOSIT ACCOUNT AS OF 05/03/16	-11,897.88
	May 6	Deposit	UBS BANK USA DEPOSIT ACCOUNT AS OF 05/05/16	0.05
	May 10	Withdrawal	UBS BANK USA DEPOSIT ACCOUNT AS OF 05/09/16	-3,355.81
	May 12	Withdrawal	UBS BANK USA DEPOSIT ACCOUNT AS OF 05/11/16	-165.36
	May 19	Withdrawal	UBS BANK USA DEPOSIT ACCOUNT AS OF 05/18/16	-95.68
	May 25	Withdrawal	UBS BANK USA DEPOSIT ACCOUNT AS OF 05/24/16	-345.49
	May 26	Deposit	UBS BANK USA DEPOSIT ACCOUNT	162,620.00
	May 31	Closing UBS Bank USA Deposit Account		\$173,180.94

The UBS Bank USA Deposit Account is your primary sweep option.

CONFIDENTIAL



Your notes

CONFIDENTIAL

Important information about your statement

LBS Financial Services Inc. (the Firm or UBS Financial Services), is a member of all principal security, commodity and options exchanges. UBS Financial Services and UBS Bank USA are indirect subsidiaries of UBS AG and affiliates of UBS Securities LLC. The Firm's financial statement is available upon request. The Firm's executive offices are at:

UBS Financial Services Inc.
1200 Harbor Boulevard
Weehawken, NJ 07086

This statement represents the only official record of your UBS Financial Services account. Other records, except official tax documents, containing conflicting data should not be relied upon. If you believe there is an error or omission, please report it immediately in writing to the Branch Manager of the office serving your account.

Although all figures shown are intended to be accurate, statement data should not be used for tax purposes. Rely solely on year-end tax forms, (i.e., Form 1099, 5498, 1042S, etc.) when preparing your tax return. The Firm is required by law to report to the IRS all taxable dividends, reportable non-taxable dividends and taxable interest earned on securities held in your account, net proceeds on sale transactions, and cost basis on certain covered securities.

Communications with the Firm

- Please re-confirm any oral communications in writing to further protect your rights, including your rights under the Securities Investor Protection Act (SIPA).
- If the financial institution on the top left of the front of this statement is not UBS Financial Services, UBS Financial Services carries your account as clearing broker by arrangement with the indicated institution. We informed you of this relationship when you opened this account. In this case, your funds and securities are located at UBS Financial Services and not the introducing broker, and you must make a report of any error or omission to **both** firms. As described in the account agreements, you must notify us of any errors or fraud involving checks reflected on your statement within 30 days after it was mailed or made available. All statements shall be deemed complete and accurate in all other respects if not objected to in writing within 60 days.
- Please direct customer complaints or inquiries to the Firm's Client Relations Department at 201-352-1699 or toll-free at 800-354-9103, 8:00 A.M. to 6:00 P.M. ET Monday through Friday, or in writing to UBS Financial Services Inc., Client Relations Department, P.O. Box 766 Union City, NJ 07087.
- In case of errors or questions about an electronic funds transfer (EFT), bill payment or UBS Visa® debit card transactions, call 800-762-1000, or write to UBS Financial Services Inc., 1000 Harbor Blvd., 6th floor, Weehawken, NJ 07086, Attn: RMA/BSA Services.

Call or write as soon as you can, if you think your statement or receipt is wrong or if you need more information about a transfer on the statement or receipt. The Firm or Card Issuer (as applicable) must hear from you no later than 60 days after the Firm

sent you the first statement on which the error or problem appeared.

- Provide your name and account number (if any).
- Describe the error or the transfer you are unsure about, and explain as clearly as you can why you believe it is an error or why you need more information.
- Provide the dollar amount of the suspected error.

The Firm or Card Issuer will investigate your complaint and will correct any error promptly. For alleged errors involving UBS Visa® debit card transactions, if we take more than 10 business days to do this, we will credit your account for the amount you think is in error, so that you will have the use of the money during the time it takes us to complete our investigation.

Please make all checks payable to the Firm or the financial institution indicated on the front of this statement. In addition to regular account fees, accounts may be subject to maintenance fees, charges for late payment for securities purchases and charges for unpaid amounts in cash accounts. Accounts that are transferred to other institutions may be subject to a transfer fee.

UBS Sweep Options

UBS offers options for sweeping cash balances, balances to bank deposits at UBS Bank USA and UBS AG Stamford branch (Bank Sweep Programs), money market mutual funds (Money Funds) and the International Deposit Account (IDA) for customers with an International Resource Management Account. Through the Bank Sweep Programs, cash balances are swept to UBS Bank USA up to an established limit and then to UBS AG Stamford Branch, or a Money Fund. Deposits at UBS Bank USA are FDIC insured in accordance with FDIC rules. For more information please visit www.fdic.gov. Deposits at UBS AG Stamford Branch and shares of Money Funds are not insured by the FDIC.

Through the IDA, available to cash balances are swept to deposit accounts at UBS AG New York Branch and UBS AG Cayman Branch. These deposits are not insured by the FDIC. Balances held at the UBS AG Cayman Branch are temporarily exposed to the sovereign risk of the Cayman Islands, and there is no guarantee or other obligation of UBS AG to repay the balances while on the UBS Cayman's Branch's books.

Deposits at UBS Bank USA and each UBS AG Branch are not protected by SIPIC. Money Fund shares are protected by SIPIC. See "UBS Financial Services Account Protection" below.

Upon your request, balances in the Bank Sweep Programs or IDA may be withdrawn, and shares of a Money Fund may be liquidated, and the proceeds returned to you or your securities account.

Further information about available sweep options, including current interest rates and yields, is available at www.ubs.com/sweepyield, from your Financial Advisor or by calling 800-762-1000.

UBS Financial Services account protection

The Firm is a member of the Securities Investor Protection

Corporation (SIPC), which protects securities accounts of its members up to \$500,000 (including \$250,000 for claims for cash). The SIPC asset protection limits apply to all accounts that you hold in a particular capacity. The Firm, together with certain affiliates, has also purchased supplemental protection. The maximum amount payable to all eligible clients, collectively under this protection is \$500 million as of December 10, 2015. Subject to the policy conditions and limitations, cash at the Firm is further protected for up to \$1.9 billion in the aggregate for all your accounts held in a particular capacity. A full copy of the policy wording is available upon request.

The SIPC protection and the supplemental protection both do not apply to:

- Certain financial assets controlled by (and included in your account value) but held away from UBS Financial Services (e.g., certain (i) cash at UBS Bank USA, (ii) cash at UBS AG U.S. branches, (iii) insurance products, including variable annuities, and (iv) shares of mutual funds where such shares are registered directly in the name of the account holder on the books and records of the applicable issuer or transfer agent);
- Certain investment contracts or investment interests (e.g., limited partnerships and private placements) that are not registered under the Securities Act of 1933; and
- Commodities contracts (e.g., foreign exchange and precious metal contracts), including futures contracts and commodity option contracts.

The SIPC protection and the supplemental protection do not apply to these assets even if they otherwise appear on your statements. The SIPC protection and the supplemental protection do not protect against changes in the market value of your investments (whether as a result of market movement, issuer bankruptcy or otherwise).

More information is available upon request.

You may obtain more information about SIPC, including the SIPC Brochure, by contacting SIPC at 202-371-8300 or by visiting the SIPC website at www.sipc.org

Dividend Reinvestment Program (DRIP)

The price reflected is an average price. You may obtain the actual price from your Financial Advisor. Only whole shares are purchased under DRIP; partial shares will be sold and the cash will be deposited in your account. The dividend reinvestment price supplied by the issuer may differ from the market price at which the partial shares are sold.

Cash-in-lieu

Only whole units may be held in your account. If you are entitled to a partial unit as a result of a dividend payment or otherwise, the Firm will either sell partial units at market price or accept an amount determined by a registered clearing agency, and credit your account.

Investment objectives

The investment objectives and risk profile are specific to each account and may vary between your accounts. Please advise the Firm promptly in writing of any significant change in your financial situation or investment objectives. For each account held, you choose one of the following investment objectives:

- **Produce Current Income:** Investments seeking the generation of income only.
- **Achieve Capital Appreciation:** Investments seeking growth of principal rather than the generation of income.
- **Produce Combination of Income and Capital Appreciation:** Investments seeking both the generation of income and growth of principal.

Overall risk profiles

- **Conservative:** Seeks to maintain initial principal, with low risk and volatility to the account overall, even if that means the account does not generate significant income or returns and may not keep pace with inflation.
- **Moderate:** Willing to accept some risk to principal and tolerate some volatility to seek higher returns.
- **Aggressive:** Willing to accept high risk to principal and high volatility to seek high returns over time.
- **Investment Eligibility Consideration:** If selected, a portion of the portfolio for that account may include complex strategies, limited liquidity and greater volatility.

Statement "householding"

We may consolidate all related account statements with the same address in the same envelope, e.g. because they have owners who also maintain joint account relationships with other clients at the same address. If you prefer to receive individual statements mailed in separate envelopes, you may decline householding by calling your Financial Advisor.

Friendly account name

The Friendly account name is a customizable "nickname" chosen by you to assist you with your recordkeeping. It has no legal effect on your account. You can change your Friendly account names, through Online Services or by contacting your Financial Advisor.

Account overview

- **Value of your account/portfolio.** Net of assets and liabilities.
- **Assets.** Includes available cash balances, values for restricted security (est.), and Global Time Deposits, unrealized marks to market, and certain assets not held by the Firm. Does not include unpriced securities/assets at the end of the prior and current statement periods, or private investments, unvested stock options and exercisable stock options.
- **Liabilities.** Includes debit balances, outstanding margin loans, credit line, short account balances.
- **Cash/money balances.** Total of uninvested available cash balances, plus deposit balances at UBS Bank USA, UBS AG U.S. Branches and money market mutual fund sweep balances, at the close of the statement period. Non-commodity free credit balances in your account are not segregated from other balances and the Firm may use any of these funds in the ordinary course of its business. These funds are payable upon your demand. This total is included in the current period closing value.

Lending information

For detailed information on the Firm's lending practices and disclosures, refer to your Client Relationship

SDNY_GM_00023738

CONFIDENTIAL

EFTA_00134358

EFTA01276129

Important information about your statement (continued)

Agreement or Account Agreement and the General Terms and Conditions, UBS Statement of Credit Practices available in *Agreements and Disclosures* at www.ubs.com/accountdisclosures.

Your assets

Your statement itemizes securities and other assets held in the account at the end of the statement period. You may ask for delivery of fully paid securities at any time. You may receive securities used as loan collateral after paying any balance due on them. Any securities transferred to the Firm during the statement period are listed at market value as of the end of the statement period.

• **Cost basis.** In determining the cost basis of the securities included in this statement, where indicated with the number "1," UBS Financial Services has relied on information obtained from sources other than UBS Financial Services, including information from another firm or that you may have provided to your Financial Advisor. The Firm does not independently verify or guarantee the accuracy or validity of any information provided by sources other than UBS Financial Services. In addition, although UBS Financial Services generally updates this information as it is received, the Firm does not provide any assurances that the information under "Cost basis" and "Unrealized gain/loss" is accurate as of the date of this statement. As such, please do not rely on this information to make purchase or sale decisions, for tax purposes or otherwise. Accounts transferred to the Firm may reflect gain/loss information only for the period of time they are held at the Firm. More historical information can be added by your Financial Advisor.

• **Unrealized gains/losses.** When data is available, estimated unrealized gains/losses are calculated for individual security lots. The transaction data for individual lots may or may not reflect commissions, charges and/or security reorganization events. Dividend and other reinvestment lots and systematic purchase lots are each combined to display one averaged lot. The "Trade date" column presents the original transaction trade date.

• **Callable securities.** Bonds and preferred stock that the issuer calls for early redemption will be selected impartially by lot from among all securities of that issue held in our name or in nominee name for our clients. Call feature information is obtained from third parties and its accuracy is not guaranteed. Other call features may exist which could affect yield; complete information will be provided upon request.

• **Certificates of deposit (CDs).** CDs are FDIC insured up to \$250,000 in principal and accrued interest per depositor and per depository institution, in accordance with FDIC rules.

• **Price/value.** Prices displayed for securities and other products may be higher or lower than the price that you would actually receive in the market. Prices are obtained from various third party sources which we believe to be reliable, but we do not guarantee their accuracy.

– We generally use the closing price when available or the mean of the bid and ask prices for listed securities and options or only bid prices for OTC securities.

– Less actively traded securities may be priced using a valuation model or the most recent price we obtained and may not reflect an actual market price or value.

– Certain positions may appear without a price and will show as "price was not available" if we are unable to obtain a price for a security.

– Deposits or securities denominated in currencies other than U.S. dollars are reflected at the exchange rate as of the statement date.

– For certain securities trading in non-conforming denominations, price and quantity (face value) may have been adjusted to facilitate proper valuation. To obtain current quotations, when available, contact your Financial Advisor.

• Private investments and structured products.

Private investment securities (including direct participation program and real estate investment trust securities) and structured products are generally highly illiquid. Certain structured products have not been registered with the Securities and Exchange Commission or under any state securities laws. We provide estimated values for private investment securities and structured products for informational purposes only. Accuracy is not guaranteed.

– These values may differ substantially from prices, if any, at which a private investment security or structured product may be bought or sold and do not necessarily represent the value you may receive upon liquidation.

– Third party estimates of value are as of a certain date and are supplied to UBS Financial Services on a regular basis by an independent valuation firm.

– Issuer, general partner or sponsor estimated values, if any, are supplied to the Firm by the issuer, general partner or sponsor and may be calculated based on different information from that used by third parties to derive their estimated values.

– You can obtain additional information regarding the methodology used to determine the estimate of value and the date of the information that is the basis for the estimate by contacting your Financial Advisor.

– Third party estimated values may be reflected as "Not priced" in several situations: when an independent valuation firm has not supplied or is unable to assign a value, when we become aware that a material event has occurred that may call a previously reported value into question, or when a value would be highly speculative due to the nature of the security.

– When neither an issuer, general partner or sponsor estimated value nor a third-party estimated value is provided, the value of the security will be different from its purchase price.

– "Distributions to date" may include return of capital, income or both.

– "Original unit size" represents the initial offering price per unit and may not reflect your cost basis.

– DPP and unlisted REIT securities are not listed on a national securities exchange, and are generally

liquid and even if they can be sold, the price received may be less than the per share estimated value provided in the account statement.

• **Restricted securities.** Restricted securities generally are not currently eligible for public sale. UBS Financial Services uses the market price of the unrestricted stock of the same issuer as an imputed value for the restricted stock for purposes of this statement only. To the extent that restricted securities are eligible for sale, the value received may be substantially less than the imputed value shown.

• Est. (estimated) income, current yields and rates.

An estimate of annual income is based on current dividend and interest rates, assuming the securities will be held for one year from statement date or until maturity. This estimate is only a guideline; accuracy and continued income are not guaranteed.

– Estimated annual income and current yield for certain types of securities could include a return of principal or capital gains in which case the est. income (and current yield) would be overstated.

– Estimated annual income and current yield and the actual income and yield might be lower or higher than the estimated amounts.

– An estimate of annualized income (dividend and/or interest) divided by the current market value/average balance is based on the last dividend or interest payment made by the issuer and assumes the securities/deposits will be held for one year from the statement date or until maturity. Accuracy and continued yield are not guaranteed.

• **Assets not held by UBS Financial Services.** Certain assets are not held by the Firm and not within the Firm's possession or control. These assets are displayed on your statement for informational purposes only. Positions and values presented are provided by the issuing firm. UBS Financial Services is not responsible for this information and does not guarantee its accuracy. These assets are not protected by SIPC or the Firm's supplemental SIPC coverage.

• Revenue sharing and additional compensation.

– In addition to commissions on sales and 12b-1 fees received in connection with the distribution of mutual funds to our clients we and/or our affiliate receive revenue sharing payments from distributors and/or advisors of the mutual funds that we sell. These amounts are based on two different components: (i) the amount of sales by UBS of a particular mutual fund family to our clients; and (ii) the asset value of a particular mutual fund family's shares held at the firm.

– We and our affiliate also receive networking and omnibus processing fees in consideration for transfer agent services that we provide to the mutual funds. These fees generally are paid from investor assets in the mutual fund and are a fixed dollar amount based on the number of accounts at the broker-dealer holding mutual funds of that fund family.

– In addition to commissions received in connection with the sale or distribution of annuity contracts and unit investment trust units to our clients, we and/or our affiliate receive revenue sharing compensation from many of the insurance companies underwriting the annuity contracts, affiliates of the insurance companies or sponsors of the unit investment trusts we distribute.

– Our affiliates also receive trading commissions and other compensation from mutual funds and insurance companies whose products we distribute.

– We receive an annual fee from UBS Bank USA and UBS AG Stamford Branch of up to \$25 per account sweeping to the banks under the UBS Bank Sweep Programs.

Activity

Information regarding commissions and other charges incurred in connection with the execution of trades, including option transactions has been included on confirmations previously furnished to you, and will be provided to you promptly on request.

Short selling

If you are engaged in short selling a security, you may incur a charge due to certain borrowing costs for that particular security.

Open orders

Regarding open or "good-till-cancelled" orders that were not executed by the statement date, open buy and sell stop orders are reduced by the amount of dividends or rights on an ex-dividends or ex-rights date unless instructed otherwise by you. You are responsible for orders that are executed due to your failure to cancel existing open orders.

Privacy

To obtain a copy of our current Client Privacy Notice, please contact your Financial Advisor or visit our website at www.ubs.com/privacypolicy.

UBS Financial Services is not a bank. The RMA, Business Services Account BSA and IRMA are brokerage accounts which provide access to banking services and products through arrangements with affiliated banks and other third-party banks, and provides access to insurance and annuity products issued by unaffiliated third-party insurance companies through insurance agency subsidiaries of UBS Financial Services Inc.

Investment, insurance, and annuity products:
Not FDIC insured • No bank guarantee • May lose value

RMA, Resource Management Account, Business Services Account BSA, IRMA and International Resource Management Account are registered service marks of UBS Financial Services Inc.

Visa Signature is a registered service mark of Visa International. UBS Visa Signature credit cards and UBS Visa debit cards are issued by UBS Bank USA with permission from Visa U.S.A. Incorporated.

UBS Financial Services Inc.

Rev. 201604

SDNY_GM_00023739

CONFIDENTIAL

EFTA_00134359

EFTA01276130



UBS Financial Services Inc.
299 Park Avenue
25th Floor
New York NY 10171-0002

CNP7006505241 0616.X1235 Y1 0

Resource Management Account

June 2016

GHISLAINE MAXWELL
P.O. BOX 308
TEANECK NJ 07666-0308

Account name: GHISLAINE MAXWELL
Friendly account name: Indiv.Check/Car
Account number: [REDACTED]

Your Financial Advisor:
SCOTT STACKMAN/LYLE CASRIEL
Phone: [REDACTED]

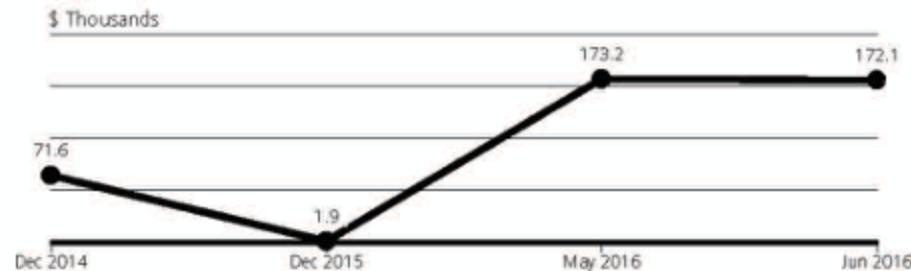
Questions about your statement?
Call your Financial Advisor or the
RMA ResourceLine at 800-RMA-1000,
account 029023576.

Visit our website:
www.ubs.com/financialservices

Value of your account

	on May 31 (\$)	on June 30 (\$)
Your assets	173,180.94	172,148.27
Your liabilities	0.00	0.00
Value of your account	\$173,180.94	\$172,148.27

Tracking the value of your account



Sources of your account growth during 2016

Value of your account at year end 2015	\$1,932.36
Net deposits and withdrawals	\$170,213.78
Your investment return:	
Dividend and interest income	\$2.13
Change in market value	\$0.00
Value of your account on Jun 30, 2016	\$172,148.27

CONFIDENTIAL



Your account balance sheet

Summary of your assets

	Value on June 30 (\$)	Percentage of your account
A Cash and money balances	172,148.27	100.00%
B Cash alternatives	0.00	0.00%
C Equities	0.00	0.00%
D Fixed income	0.00	0.00%
E Non-traditional	0.00	0.00%
F Commodities	0.00	0.00%
G Other	0.00	0.00%
Total assets	\$172,148.27	100.00%

Value of your account **\$172,148.27**

Your current asset allocation



► Cash and money balances may include available cash balances, UBS Bank USA deposit account balances, UBS AG Stamford Branch deposit account balances and money market mutual fund sweep balances. See the *Important information about your statement* on the last two pages of this statement for details about those balances.

Eye on the markets

Index	Percentage change	
	June 2016	Year to date
S&P 500	0.26%	3.84%
Russell 3000	0.21%	3.62%
MSCI - Europe, Australia & Far East	-3.32%	-4.04%
Barclays Capital U.S. Aggregate Bond Index	1.80%	5.31%

Interest rates on June 30, 2016

3-month Treasury bills: 0.26%
One-month LIBOR: 0.47%

CONFIDENTIAL



Change in the value of your account

	June 2016 (\$)	Year to date (\$)
Opening account value	\$173,180.94	\$1,932.36
Deposits, including investments transferred in	20,922.00	271,214.73
Withdrawals and fees, including investments transferred out	-21,955.92	-101,000.95
Dividend and interest income	1.25	2.13
Closing account value	\$172,148.27	\$172,148.27

Dividend and interest income earned

For purposes of this statement, taxability of interest and dividend income has been determined from a US tax reporting perspective. Based upon the residence of the account holder, account type, or product type, some interest and/or dividend payments may not be subject to United States (US) and/or Puerto Rico (PR) income taxes. The client monthly statement is not intended to be used and cannot be relied upon for tax purposes. Clients should refer to the applicable tax reporting forms they receive from UBS annually, such as the Forms 1099 and the Forms 480, for tax reporting information. It is the practice of UBS to file the applicable tax reporting forms with the US Internal Revenue Service and PR Treasury Department, and in such forms accurately classify dividends and/or interest as tax exempt or taxable income. Please consult your individual tax preparer.

	June 2016 (\$)	Year to date (\$)
Taxable interest	1.25	2.11
Total current year	\$1.25	\$2.11
Prior year adjustment	0.00	0.02
Total dividend & interest	\$1.25	\$2.13

Cash activity summary

See Account activity this month for details. Balances in your Sweep Options are included in the opening and closing balances value. FDIC insurance applies only to deposits at UBS Bank USA, not to deposits at UBS AG, Stamford Branch or bank deposits placed through the UBS International Deposit Account program. SIPC protection applies to money market sweep fund holdings but not bank deposits. See Important information about your statement on the last two pages of this document for details.

	June 2016 (\$)	Year to date (\$)
Opening balances	\$173,180.94	\$1,932.36
<i>Additions</i>		
Deposits and other funds credited	20,922.00	271,214.73
Dividend and interest income	1.25	2.13
Total additions	\$20,923.25	\$271,216.86
<i>Subtractions</i>		
Checks and bill payments	-21,860.24	-93,196.69
Card payments	-95.68	-739.44
Other funds debited	0.00	-7,064.82
Total subtractions	-\$21,955.92	-\$101,000.95
Net cash flow	-\$1,032.67	\$170,215.91
Closing balances	\$172,148.27	\$172,148.27

UBS Bank USA Deposit Account APY

Interest period May 6 - Jun 6

Opening UBS Bank USA Deposit balance May 6	\$14,523.28
Closing UBS Bank USA Deposit balance Jun 6	\$162,176.52
Number of days in interest period	32
Average daily balance	\$70,719.73
Interest earned	\$1.25
Annual percentage yield earned	0.02%

SDNY_GM_00023742

CNP70008006505243 NP7000309514 00006 0616 030575004 Y123576550 111010

Page 3 of 8

CONFIDENTIAL

EFTA_00134362

EFTA01276133



My Choice Rewards Points from UBS

Rewards points are reflected as of the 26th of the month or the prior business day if the 26th falls on a weekend/holiday. Rewards point activity details can be found on www.ubs.com/online/services

	June 2016	Year to date
Opening balance	5,128	4,279
Points earned	105	954
Closing balance	5,233	5,233

Your investment objectives:

You have identified the following investment objectives for this account. If you have questions about these objectives, disagree with them, or wish to change them, please contact your Financial Advisor or Branch Manager. You can find a full description of the alternative investment objectives in *Important information about your statement* at the end of this document.

Your return objective:

Current income & capital appreciation

Your risk profile:

Primary - Aggressive

Investment eligibility consideration - None selected

Your account instructions

- Your account cost basis default closing method is FIFO, First In, First Out.

CONFIDENTIAL



Your assets

Some prices, income and current values shown may be approximate. As a result, gains and losses may not be accurately reflected. See *Important information about your statement* at the end of this document for more information.

Cash

Cash and money balances

Cash and money balances may include available cash balances, UBS Bank USA deposit account balances, UBS AG Stamford Branch deposit account balances and money market mutual fund sweep balances.

UBS Bank USA deposit account balances are insured by the FDIC within applicable limits, but are not protected by SIPC. UBS AG Stamford Branch deposit account balances are not insured by FDIC and are not protected by SIPC. Money market sweep balances are protected by SIPC but are not insured by the FDIC. See the *Important information about your statement* at the end of this document for details about those balances.

Holding	Opening balance on Jun 1 (\$)	Closing balance on Jun 30 (\$)	Price per share on Jun 30 (\$)	Average rate	Dividend/Interest period	Days in period	Cap amount (\$)
UBS BANK USA DEP ACCT	173,180.94	172,148.27					250,000.00

Your total assets

		Value on Jun 30 (\$)	Percentage of your account	Cost basis (\$)	Estimated annual income (\$)	Unrealized gain or loss (\$)
Cash	Cash and money balances	172,148.27	100.00%	172,148.27		
Total		\$172,148.27	100.00%	\$172,148.27		

Account activity this month

	Date	Activity	Description	Amount (\$)
Deposits and other funds credited	Jun 8	Deposit	FEDERAL FUNDS DEPOSIT BY 1/CHRISTIE'S ECOMMERCE SA AT BARCLAYS BANK PLC	16,430.00
	Jun 15	Deposit	FEDERAL FUNDS DEPOSIT BY 1/CHRISTIE'S ECOMMERCE SA AT BARCCHGG	4,492.00
	Total deposits and other funds credited			\$20,922.00

	Date	Activity	Description	Amount (\$)
Dividend and interest income <i>Taxable interest</i>	Jun 7	Interest	UBS BANK USA DEPOSIT ACCOUNT AS OF 06/06/16	1.25

continued next page

SDNY_GM_00023744

CNP70006006505245 NP7000309514 00006 0616 030575004 Y123576550 111010

Page 5 of 8

CONFIDENTIAL

EFTA_00134364

EFTA01276135



Account activity this month (continued)

	Date	Activity	Description	Amount (\$)
Dividend and interest income (continued)				
<i>Taxable interest (continued)</i>				
			Total taxable interest	\$1.25
			Total dividend and interest income	\$1.25

	Check number	Date	Description	Amount (\$)
Checks	005023	Jun 21	NYS INCOME TAX	-5,000.00
			Total checks	-\$5,000.00

	Date	Activity	Description	Amount (\$)
Bill payments	Jun 2	Withdrawal	ACH WITHDRAWAL UNITEDHEALTHONE	-556.98
	Jun 2	Withdrawal	ACH WITHDRAWAL UNITEDHEALTHONE	-40.22
	Jun 3	Withdrawal	ACH WITHDRAWAL AMEX EPayment	-10,408.47
	Jun 9	Withdrawal	ACH WITHDRAWAL AMEX EPayment	-5,854.57
			Total bill payments	-\$16,860.24

	Date	Description	Amount (\$)
Card payments	Jun 17	CREDIT CARD PAYMENT	-95.68
		Total card payments	-\$95.68

	Minimum Payment Due	Payment Due Date	Credit line	Available Credit Line	Outstanding balance
UBS Visa Signature credit card(s) payment information for July 23, 2016	\$93.61	Jul 23, 2016	\$35,000.00	\$32,004.97	\$2,995.03

This credit card is enrolled in UBS Pay Credit Card feature and will automatically be paid from your account. Your payment is scheduled for July 18, 2016.

We provide this information on your UBS Visa Signature credit cards solely as a courtesy to you. The UBS Visa Signature credit card and account are issued by UBS Bank USA. UBS Bank USA sends you the official statement for this account and you should make your payment according to their instructions.

We do not include your outstanding credit card balance in the value of your account with UBS Financial Services Inc.

CONFIDENTIAL



Account activity this month (continued)

	Date	Activity	Description	Amount (\$)
Money balance activities	May 31	Balance forward		\$173,180.94
	Jun 3	Withdrawal	UBS BANK USA DEPOSIT ACCOUNT AS OF 06/02/16	-597.20
	Jun 6	Withdrawal	UBS BANK USA DEPOSIT ACCOUNT AS OF 06/03/16	-10,408.47
	Jun 7	Deposit	UBS BANK USA DEPOSIT ACCOUNT AS OF 06/06/16	1.25
	Jun 9	Deposit	UBS BANK USA DEPOSIT ACCOUNT	16,430.00
	Jun 10	Withdrawal	UBS BANK USA DEPOSIT ACCOUNT AS OF 06/09/16	-5,854.57
	Jun 16	Deposit	UBS BANK USA DEPOSIT ACCOUNT	4,492.00
	Jun 20	Withdrawal	UBS BANK USA DEPOSIT ACCOUNT AS OF 06/17/16	-95.68
	Jun 22	Withdrawal	UBS BANK USA DEPOSIT ACCOUNT AS OF 06/21/16	-5,000.00
	Jun 30	Closing UBS Bank USA Deposit Account		\$172,148.27

The UBS Bank USA Deposit Account is your primary sweep option.

CONFIDENTIAL



Your notes

CONFIDENTIAL

Important information about your statement

UBS Financial Services Inc. (the Firm or UBS Financial Services), is a member of all principal security, commodity and options exchanges. UBS Financial Services and UBS Bank USA are indirect subsidiaries of UBS AG and affiliates of UBS Securities LLC. The Firm's financial statement is available upon request. The Firm's executive offices are at:

UBS Financial Services Inc.
1200 Harbor Boulevard
Weehawken, NJ 07086

This statement represents the only official record of your UBS Financial Services account. Other records, except official tax documents, containing conflicting data should not be relied upon. If you believe there is an error or omission, please report it immediately in writing to the Branch Manager of the office serving your account.

Although all figures shown are intended to be accurate, statement data should not be used for tax purposes. Rely solely on year-end tax forms, (i.e., Form 1099, 5498, 1042S, etc.) when preparing your tax return. The Firm is required by law to report to the IRS all taxable dividends, reportable non-taxable dividends and taxable interest earned on securities held in your account, net proceeds on sale transactions, and cost basis on certain covered securities.

Communications with the Firm

- Please re-confirm any oral communications in writing to further protect your rights, including your rights under the Securities Investor Protection Act (SIPA).
- If the financial institution on the top left of the front of this statement is not UBS Financial Services, UBS Financial Services carries your account as clearing broker by arrangement with the indicated institution. We informed you of this relationship when you opened this account. In this case, your funds and securities are located at UBS Financial Services and not the introducing broker, and you must make a report of any error or omission to **both** firms. As described in the account agreements, you must notify us of any errors or fraud involving checks reflected on your statement within 30 days after it was mailed or made available. All statements shall be deemed complete and accurate in all other respects if not objected to in writing within 60 days.
- Please direct customer complaints or inquiries to the Firm's Client Relations Department at 201-352-1699 or toll-free at 800-354-9103, 8:00 A.M. to 6:00 P.M. ET Monday through Friday, or in writing to UBS Financial Services Inc., Client Relations Department, P.O. Box 766 Union City, NJ 07087.
- In case of errors or questions about an electronic funds transfer (EFT), bill payment or UBS Visa® debit card transactions, call 800-762-1000, or write to UBS Financial Services Inc., 1000 Harbor Blvd., 6th floor, Weehawken, NJ 07086, Attn: RMA/BSA Services.

Call or write as soon as you can, if you think your statement or receipt is wrong or if you need more information about a transfer on the statement or receipt. The Firm or Card Issuer (as applicable) must hear from you no later than 60 days after the Firm

sent you the first statement on which the error or problem appeared.

- Provide your name and account number (if any).
- Describe the error or the transfer you are unsure about, and explain as clearly as you can why you believe it is an error or why you need more information.
- Provide the dollar amount of the suspected error.

The Firm or Card Issuer will investigate your complaint and will correct any error promptly. For alleged errors involving UBS Visa® debit card transactions, if we take more than 10 business days to do this, we will credit your account for the amount you think is in error, so that you will have the use of the money during the time it takes us to complete our investigation.

Please make all checks payable to the Firm or the financial institution indicated on the front of this statement. In addition to regular account fees, accounts may be subject to maintenance fees, charges for late payment for securities purchases and charges for unpaid amounts in cash accounts. Accounts that are transferred to other institutions may be subject to a transfer fee.

UBS Sweep Options

UBS offers options for sweeping cash balances, balances to bank deposits at UBS Bank USA and UBS AG Stamford branch (Bank Sweep Programs), money market mutual funds (Money Funds) and the International Deposit Account (IDA) for customers with an International Resource Management Account. Through the Bank Sweep Programs, cash balances are swept to UBS Bank USA up to an established limit and then to UBS AG Stamford Branch, or a Money Fund. Deposits at UBS Bank USA are FDIC insured in accordance with FDIC rules. For more information please visit www.fdic.gov. Deposits at UBS AG Stamford Branch and shares of Money Funds are not insured by the FDIC.

Through the IDA, available to cash balances are swept to deposit accounts at UBS AG New York Branch and UBS AG Cayman Branch. These deposits are not insured by the FDIC. Balances held at the UBS AG Cayman Branch are temporarily exposed to the sovereign risk of the Cayman Islands, and there is no guarantee or other obligation of UBS AG to repay the balances while on the UBS Cayman's Branch's books.

Deposits at UBS Bank USA and each UBS AG Branch are not protected by SIPC. Money Fund shares are protected by SIPC. See "UBS Financial Services Account Protection" below.

Upon your request, balances in the Bank Sweep Programs or IDA may be withdrawn, and shares of a Money Fund may be liquidated, and the proceeds returned to you or your securities account.

Further information about available sweep options, including current interest rates and yields, is available at www.ubs.com/sweepyield, from your Financial Advisor or by calling 800-762-1000.

UBS Financial Services account protection

The Firm is a member of the Securities Investor Protection

Corporation (SIPC), which protects securities accounts of its members up to \$500,000 (including \$250,000 for claims for cash). The SIPC asset protection limits apply to all accounts that you hold in a particular capacity. The Firm, together with certain affiliates, has also purchased supplemental protection. The maximum amount payable to all eligible clients, collectively under this protection is \$500 million as of December 10, 2015. Subject to the policy conditions and limitations, cash at the Firm is further protected for up to \$1.9 billion in the aggregate for all your accounts held in a particular capacity. A full copy of the policy wording is available upon request.

The SIPC protection and the supplemental protection both do not apply to:

- Certain financial assets controlled by (and included in your account value) but held away from UBS Financial Services (e.g., certain (i) cash at UBS Bank USA, (ii) cash at UBS AG U.S. branches, (iii) insurance products, including variable annuities, and (iv) shares of mutual funds where such shares are registered directly in the name of the account holder on the books and records of the applicable issuer or transfer agent);
- Certain investment contracts or investment interests (e.g., limited partnerships and private placements) that are not registered under the Securities Act of 1933; and
- Commodities contracts (e.g., foreign exchange and precious metal contracts), including futures contracts and commodity option contracts.

The SIPC protection and the supplemental protection do not apply to these assets even if they otherwise appear on your statements. The SIPC protection and the supplemental protection do not protect against changes in the market value of your investments (whether as a result of market movement, issuer bankruptcy or otherwise).

More information is available upon request.

You may obtain more information about SIPC, including the SIPC Brochure, by contacting SIPC at 202-371-8300 or by visiting the SIPC website at www.sipc.org

Dividend Reinvestment Program (DRIP)

The price reflected is an average price. You may obtain the actual price from your Financial Advisor. Only whole shares are purchased under DRIP; partial shares will be sold and the cash will be deposited in your account. The dividend reinvestment price supplied by the issuer may differ from the market price at which the partial shares are sold.

Cash-in-lieu

Only whole units may be held in your account. If you are entitled to a partial unit as a result of a dividend payment or otherwise, the Firm will either sell partial units at market price or accept an amount determined by a registered clearing agency, and credit your account.

Investment objectives

The investment objectives and risk profile are specific to each account and may vary between your accounts. Please advise the Firm promptly in writing of any significant change in your financial situation or investment objectives. For each account held, you choose one of the following investment objectives:

- **Produce Current Income:** Investments seeking the generation of income only.
- **Achieve Capital Appreciation:** Investments seeking growth of principal rather than the generation of income.
- **Produce Combination of Income and Capital Appreciation:** Investments seeking both the generation of income and growth of principal.

Overall risk profiles

- **Conservative:** Seeks to maintain initial principal, with low risk and volatility to the account overall, even if that means the account does not generate significant income or returns and may not keep pace with inflation.
- **Moderate:** Willing to accept some risk to principal and tolerate some volatility to seek higher returns.
- **Aggressive:** Willing to accept high risk to principal and high volatility to seek high returns over time.
- **Investment Eligibility Consideration:** If selected, a portion of the portfolio for that account may include complex strategies, limited liquidity and greater volatility.

Statement "householding"

We may consolidate all related account statements with the same address in the same envelope, e.g. because they have owners who also maintain joint account relationships with other clients at the same address. If you prefer to receive individual statements mailed in separate envelopes, you may decline householding by calling your Financial Advisor.

Friendly account name

The Friendly account name is a customizable "nickname" chosen by you to assist you with your recordkeeping. It has no legal effect on your account. You can change your Friendly account names, through Online Services or by contacting your Financial Advisor.

Account overview

- **Value of your account/portfolio.** Net of assets and liabilities.
- **Assets.** Includes available cash balances, values for restricted security (est.), and Global Time Deposits, unrealized marks to market, and certain assets not held by the Firm. Does not include unpriced securities/assets at the end of the prior and current statement periods, or private investments, unvested stock options and exercisable stock options.
- **Liabilities.** Includes debit balances, outstanding margin loans, credit line, short account balances.
- **Cash/money balances.** Total of uninvested available cash balances, plus deposit balances at UBS Bank USA, UBS AG U.S. Branches and money market mutual fund sweep balances, at the close of the statement period. Non-commodity free credit balances in your account are not segregated from other balances and the Firm may use any of these funds in the ordinary course of its business. These funds are payable upon your demand. This total is included in the current period closing value.

Lending information

For detailed information on the Firm's lending practices and disclosures, refer to your Client Relationship

SDNY_GM_00023748

CONFIDENTIAL

EFTA_00134368

EFTA01276139

Important information about your statement (continued)

Agreement or Account Agreement and the General Terms and Conditions, UBS Statement of Credit Practices available in *Agreements and Disclosures* at www.ubs.com/accountdisclosures.

Your assets

Your statement itemizes securities and other assets held in the account at the end of the statement period. You may ask for delivery of fully paid securities at any time. You may receive securities used as loan collateral after paying any balance due on them. Any securities transferred to the Firm during the statement period are listed at market value as of the end of the statement period.

• **Cost basis.** In determining the cost basis of the securities included in this statement, where indicated with the number "1," UBS Financial Services has relied on information obtained from sources other than UBS Financial Services, including information from another firm or that you may have provided to your Financial Advisor. The Firm does not independently verify or guarantee the accuracy or validity of any information provided by sources other than UBS Financial Services. In addition, although UBS Financial Services generally updates this information as it is received, the Firm does not provide any assurances that the information under "Cost basis" and "Unrealized gain/loss" is accurate as of the date of this statement. As such, please do not rely on this information to make purchase or sale decisions, for tax purposes or otherwise. Accounts transferred to the Firm may reflect gain/loss information only for the period of time they are held at the Firm. More historical information can be added by your Financial Advisor.

• **Unrealized gains/losses.** When data is available, estimated unrealized gains/losses are calculated for individual security lots. The transaction data for individual lots may or may not reflect commissions, charges and/or security reorganization events. Dividend and other reinvestment lots and systematic purchase lots are each combined to display one averaged lot. The "Trade date" column presents the original transaction trade date.

• **Callable securities.** Bonds and preferred stock that the issuer calls for early redemption will be selected impartially by lot from among all securities of that issue held in our name or in nominee name for our clients. Call feature information is obtained from third parties and its accuracy is not guaranteed. Other call features may exist which could affect yield; complete information will be provided upon request.

• **Certificates of deposit (CDs).** CDs are FDIC insured up to \$250,000 in principal and accrued interest per depositor and per depository institution, in accordance with FDIC rules.

• **Price/value.** Prices displayed for securities and other products may be higher or lower than the price that you would actually receive in the market. Prices are obtained from various third party sources which we believe to be reliable, but we do not guarantee their accuracy.

– We generally use the closing price when available or the mean of the bid and ask prices for listed securities and options or only bid prices for OTC securities.

– Less actively traded securities may be priced using a valuation model or the most recent price we obtained and may not reflect an actual market price or value.

– Certain positions may appear without a price and will show as "price was not available" if we are unable to obtain a price for a security.

– Deposits or securities denominated in currencies other than U.S. dollars are reflected at the exchange rate as of the statement date.

– For certain securities trading in non-conforming denominations, price and quantity (face value) may have been adjusted to facilitate proper valuation. To obtain current quotations, when available, contact your Financial Advisor.

• Private investments and structured products.

Private investment securities (including direct participation program and real estate investment trust securities) and structured products are generally highly illiquid. Certain structured products have not been registered with the Securities and Exchange Commission or under any state securities laws. We provide estimated values for private investment securities and structured products for informational purposes only. Accuracy is not guaranteed.

– These values may differ substantially from prices, if any, at which a private investment security or structured product may be bought or sold and do not necessarily represent the value you may receive upon liquidation.

– Third party estimates of value are as of a certain date and are supplied to UBS Financial Services on a regular basis by an independent valuation firm.

– Issuer, general partner or sponsor estimated values, if any, are supplied to the Firm by the issuer, general partner or sponsor and may be calculated based on different information from that used by third parties to derive their estimated values.

– You can obtain additional information regarding the methodology used to determine the estimate of value and the date of the information that is the basis for the estimate by contacting your Financial Advisor.

– Third party estimated values may be reflected as "Not priced" in several situations: when an independent valuation firm has not supplied or is unable to assign a value, when we become aware that a material event has occurred that may call a previously reported value into question, or when a value would be highly speculative due to the nature of the security.

– When neither an issuer, general partner or sponsor estimated value nor a third-party estimated value is provided, the value of the security will be different from its purchase price.

– "Distributions to date" may include return of capital, income or both.

– "Original unit size" represents the initial offering price per unit and may not reflect your cost basis.

– DPP and unlisted REIT securities are not listed on a national securities exchange, and are generally

liquid and even if they can be sold, the price received may be less than the per share estimated value provided in the account statement.

• **Restricted securities.** Restricted securities generally are not currently eligible for public sale. UBS Financial Services uses the market price of the unrestricted stock of the same issuer as an imputed value for the restricted stock for purposes of this statement only. To the extent that restricted securities are eligible for sale, the value received may be substantially less than the imputed value shown.

• Est. (estimated) income, current yields and rates.

An estimate of annual income is based on current dividend and interest rates, assuming the securities will be held for one year from statement date or until maturity. This estimate is only a guideline; accuracy and continued income are not guaranteed.

– Estimated annual income and current yield for certain types of securities could include a return of principal or capital gains in which case the est. income (and current yield) would be overstated.

– Estimated annual income and current yield and the actual income and yield might be lower or higher than the estimated amounts.

– An estimate of annualized income (dividend and/or interest) divided by the current market value/average balance is based on the last dividend or interest payment made by the issuer and assumes the securities/deposits will be held for one year from the statement date or until maturity. Accuracy and continued yield are not guaranteed.

• **Assets not held by UBS Financial Services.** Certain assets are not held by the Firm and not within the Firm's possession or control. These assets are displayed on your statement for informational purposes only. Positions and values presented are provided by the issuing firm. UBS Financial Services is not responsible for this information and does not guarantee its accuracy. These assets are not protected by SIPC or the Firm's supplemental SIPC coverage.

• Revenue sharing and additional compensation.

– In addition to commissions on sales and 12b-1 fees received in connection with the distribution of mutual funds to our clients we and/or our affiliate receive revenue sharing payments from distributors and/or advisors of the mutual funds that we sell. These amounts are based on two different components:

(i) the amount of sales by UBS of a particular mutual fund family to our clients; and (ii) the asset value of a particular mutual fund family's shares held at the firm.

– We and our affiliate also receive networking and omnibus processing fees in consideration for transfer agent services that we provide to the mutual funds. These fees generally are paid from investor assets in the mutual fund and are a fixed dollar amount based on the number of accounts at the broker-dealer holding mutual funds of that fund family.

– In addition to commissions received in connection with the sale or distribution of annuity contracts and unit investment trust units to our clients, we and/or our affiliate receive revenue sharing compensation from many of the insurance companies underwriting the annuity contracts, affiliates of the insurance companies or sponsors of the unit investment trusts we distribute.

– Our affiliates also receive trading commissions and other compensation from mutual funds and insurance companies whose products we distribute.

– We receive an annual fee from UBS Bank USA and UBS AG Stamford Branch of up to \$25 per account sweeping to the banks under the UBS Bank Sweep Programs.

Activity

Information regarding commissions and other charges incurred in connection with the execution of trades, including option transactions has been included on confirmations previously furnished to you, and will be provided to you promptly on request.

Short selling

If you are engaged in short selling a security, you may incur a charge due to certain borrowing costs for that particular security.

Open orders

Regarding open or "good-till-cancelled" orders that were not executed by the statement date, open buy and sell stop orders are reduced by the amount of dividends or rights on an ex-dividends or ex-rights date unless instructed otherwise by you. You are responsible for orders that are executed due to your failure to cancel existing open orders.

Privacy

To obtain a copy of our current Client Privacy Notice, please contact your Financial Advisor or visit our website at www.ubs.com/privacypolicy.

UBS Financial Services is not a bank. The RMA, Business Services Account BSA and IRMA are brokerage accounts which provide access to banking services and products through arrangements with affiliated banks and other third-party banks, and provides access to insurance and annuity products issued by unaffiliated third-party insurance companies through insurance agency subsidiaries of UBS Financial Services Inc.

Investment, insurance, and annuity products:
Not FDIC insured • No bank guarantee • May lose value

RMA, Resource Management Account, Business Services Account BSA, IRMA and International Resource Management Account are registered service marks of UBS Financial Services Inc.

Visa Signature is a registered service mark of Visa International. UBS Visa Signature credit cards and UBS Visa debit cards are issued by UBS Bank USA with permission from Visa U.S.A. Incorporated.

UBS Financial Services Inc.

Rev. 201604

SDNY_GM_00023749

CONFIDENTIAL

EFTA_00134369

EFTA01276140



UBS Financial Services Inc.
299 Park Avenue
25th Floor
New York NY 10171-0002

CNP70056542790716 Y1 0

Resource Management Account

July 2016

GHISLAINE MAXWELL
P.O. BOX 308
TEANECK NJ 07666-0308

Account name: GHISLAINE MAXWELL
Friendly account name: Indiv.Check/Car
Account number: [REDACTED]

Your Financial Advisor:
SCOTT STACKMAN/LYLE CASRIEL
Phone: [REDACTED]

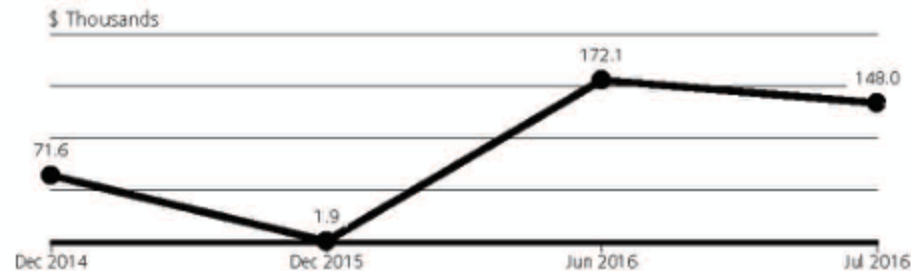
Questions about your statement?
Call your Financial Advisor or the
RMA ResourceLine at 800-RMA-1000,
account 029023576.

Visit our website:
www.ubs.com/financialservices

Value of your account

	on June 30 (\$)	on July 29 (\$)
Your assets	172,148.27	147,973.93
Your liabilities	0.00	0.00
Value of your account	\$172,148.27	\$147,973.93

Tracking the value of your account



Sources of your account growth during 2016

Value of your account at year end 2015	\$1,932.36
Net deposits and withdrawals	\$146,036.61
Your investment return:	
Dividend and interest income	\$4.96
Change in market value	\$0.00
Value of your account on Jul 29, 2016	\$147,973.93

CONFIDENTIAL



Your account balance sheet

Summary of your assets

	Value on July 29 (\$)	Percentage of your account
A Cash and money balances	147,973.93	100.00%
B Cash alternatives	0.00	0.00%
C Equities	0.00	0.00%
D Fixed income	0.00	0.00%
E Non-traditional	0.00	0.00%
F Commodities	0.00	0.00%
G Other	0.00	0.00%
Total assets	\$147,973.93	100.00%

Value of your account **\$147,973.93**

Your current asset allocation



► Cash and money balances may include available cash balances, UBS Bank USA deposit account balances, UBS AG Stamford Branch deposit account balances and money market mutual fund sweep balances. See the *Important information about your statement* on the last two pages of this statement for details about those balances.

Eye on the markets

Index	Percentage change	
	July 2016	Year to date
S&P 500	3.69%	7.66%
Russell 3000	3.97%	7.74%
MSCI - Europe, Australia & Far East	5.08%	0.83%
Barclays Capital U.S. Aggregate Bond Index	0.63%	5.98%

Interest rates on July 29, 2016

3-month Treasury bills: 0.25%
One-month LIBOR: 0.50%

CONFIDENTIAL



Change in the value of your account

	July 2016 (\$)	Year to date (\$)
Opening account value	\$172,148.27	\$1,932.36
Deposits, including investments transferred in	0.00	271,214.73
Withdrawals and fees, including investments transferred out	-24,177.17	-125,178.12
Dividend and interest income	2.83	4.96
Closing account value	\$147,973.93	\$147,973.93

Dividend and interest income earned

For purposes of this statement, taxability of interest and dividend income has been determined from a US tax reporting perspective. Based upon the residence of the account holder, account type, or product type, some interest and/or dividend payments may not be subject to United States (US) and/or Puerto Rico (PR) income taxes. The client monthly statement is not intended to be used and cannot be relied upon for tax purposes. Clients should refer to the applicable tax reporting forms they receive from UBS annually, such as the Forms 1099 and the Forms 480, for tax reporting information. It is the practice of UBS to file the applicable tax reporting forms with the US Internal Revenue Service and PR Treasury Department, and in such forms accurately classify dividends and/or interest as tax exempt or taxable income. Please consult your individual tax preparer.

	July 2016 (\$)	Year to date (\$)
Taxable interest	2.83	4.94
Total current year	\$2.83	\$4.94
Prior year adjustment	0.00	0.02
Total dividend & interest	\$2.83	\$4.96

Cash activity summary

See Account activity this month for details. Balances in your Sweep Options are included in the opening and closing balances value. FDIC insurance applies only to deposits at UBS Bank USA, not to deposits at UBS AG, Stamford Branch or bank deposits placed through the UBS International Deposit Account program. SIPC protection applies to money market sweep fund holdings but not bank deposits. See Important information about your statement on the last two pages of this document for details.

	July 2016 (\$)	Year to date (\$)
Opening balances	\$172,148.27	\$1,932.36
<i>Additions</i>		
Deposits and other funds credited	0.00	271,214.73
Dividend and interest income	2.83	4.96
Total additions	\$2.83	\$271,219.69
<i>Subtractions</i>		
Checks and bill payments	-24,081.49	-117,278.18
Card payments	-95.68	-835.12
Other funds debited	0.00	-7,064.82
Total subtractions	-\$24,177.17	-\$125,178.12
Net cash flow	-\$24,174.34	\$146,041.57
Closing balances	\$147,973.93	\$147,973.93

UBS Bank USA Deposit Account APY

Interest period Jun 7 - Jul 7

Opening UBS Bank USA Deposit balance Jun 7	\$162,176.52
Closing UBS Bank USA Deposit balance Jul 7	\$152,094.89
Number of days in interest period	31
Average daily balance	\$170,509.86
Interest earned	\$2.83
Annual percentage yield earned	0.02%

SDNY_GM_00023752

CNP70006005654281 NP7000195185 00006 0716 030575004 Y123576550 000000

Page 3 of 6

CONFIDENTIAL

EFTA_00134372

EFTA01276143



My Choice Rewards Points from UBS

Rewards points are reflected as of the 26th of the month or the prior business day if the 26th falls on a weekend/holiday. Rewards point activity details can be found on www.ubs.com/online/services

	July 2016	Year to date
Opening balance	5,233	4,279
Points earned	191	1,145
Closing balance	5,424	5,424

Your investment objectives:

You have identified the following investment objectives for this account. If you have questions about these objectives, disagree with them, or wish to change them, please contact your Financial Advisor or Branch Manager. You can find a full description of the alternative investment objectives in *Important information about your statement* at the end of this document.

Your return objective:

Current income & capital appreciation

Your risk profile:

Primary - Aggressive

Investment eligibility consideration - None selected

Your account instructions

- Your account cost basis default closing method is FIFO, First In, First Out.

CONFIDENTIAL



Your assets

Some prices, income and current values shown may be approximate. As a result, gains and losses may not be accurately reflected. See *Important information about your statement* at the end of this document for more information.

Cash

Cash and money balances

Cash and money balances may include available cash balances, UBS Bank USA deposit account balances, UBS AG Stamford Branch deposit account balances and money market mutual fund sweep balances.

UBS Bank USA deposit account balances are insured by the FDIC within applicable limits, but are not protected by SIPC. UBS AG Stamford Branch deposit account balances are not insured by FDIC and are not protected by SIPC. Money market sweep balances are protected by SIPC but are not insured by the FDIC. See the *Important information about your statement* at the end of this document for details about those balances.

Holding	Opening balance on Jul 1 (\$)	Closing balance on Jul 29 (\$)	Price per share on Jul 29 (\$)	Average rate	Dividend/Interest period	Days in period	Cap amount (\$)
UBS BANK USA DEP ACCT	172,148.27	147,973.93					250,000.00

Your total assets

		Value on Jul 29 (\$)	Percentage of your account	Cost basis (\$)	Estimated annual income (\$)	Unrealized gain or loss (\$)
Cash	Cash and money balances	147,973.93	100.00%	147,973.93		
Total		\$147,973.93	100.00%	\$147,973.93		

Account activity this month

	Date	Activity	Description	Amount (\$)
Dividend and interest income				
<i>Taxable interest</i>	Jul 8	Interest	UBS BANK USA DEPOSIT ACCOUNT AS OF 07/07/16	2.83
	Total taxable interest			\$2.83
	Total dividend and interest income			\$2.83
Bill payments				
	Jul 5	Withdrawal	ACH WITHDRAWAL UNITEDHEALTHONE	-40.22
	Jul 5	Withdrawal	ACH WITHDRAWAL UNITEDHEALTHONE	-556.98
	Jul 5	Withdrawal	ACH WITHDRAWAL AMEX EPayment	-19,459.01

continued next page

SDNY_GM_00023754

CNP70006005654283 NP7000195185 00006 0716 030575004 Y123576550 000000

CONFIDENTIAL



Account activity this month (continued)

	Date	Activity	Description	Amount (\$)
Bill payments (continued)	Jul 11	Withdrawal	ACH WITHDRAWAL AMEX EPayment	-1,700.81
	Jul 11	Withdrawal	ACH WITHDRAWAL Saks Retail	-2,324.47
	Total bill payments			-\$24,081.49

	Date	Description	Amount (\$)
Card payments	Jul 18	CREDIT CARD PAYMENT	-95.68
	Total card payments		-\$95.68

	Minimum Payment Due	Payment Due Date	Credit line	Available Credit Line	Outstanding balance
UBS Visa Signature credit card(s) payment information for August 23, 2016	\$96.48	Aug 23, 2016	\$35,000.00	\$31,875.37	\$3,124.63

This credit card is enrolled in UBS Pay Credit Card feature and will automatically be paid from your account. Your payment is scheduled for August 18, 2016.

We provide this information on your UBS Visa Signature credit cards solely as a courtesy to you. The UBS Visa Signature credit card and account are issued by UBS Bank USA. UBS Bank USA sends you the official statement for this account and you should make your payment according to their instructions.

We do not include your outstanding credit card balance in the value of your account with UBS Financial Services Inc.

	Date	Activity	Description	Amount (\$)
Money balance activities	Jun 30	Balance forward		\$172,148.27
	Jul 6	Withdrawal	UBS BANK USA DEPOSIT ACCOUNT AS OF 07/05/16	-20,056.21
	Jul 8	Deposit	UBS BANK USA DEPOSIT ACCOUNT AS OF 07/07/16	2.83
	Jul 12	Withdrawal	UBS BANK USA DEPOSIT ACCOUNT AS OF 07/11/16	-4,025.28
	Jul 19	Withdrawal	UBS BANK USA DEPOSIT ACCOUNT AS OF 07/18/16	-95.68
	Jul 29	Closing UBS Bank USA Deposit Account		\$147,973.93

The UBS Bank USA Deposit Account is your primary sweep option.

CONFIDENTIAL

Important information about your statement

LBS Financial Services Inc. (the Firm or UBS Financial Services), is a member of all principal security, commodity and options exchanges. UBS Financial Services and UBS Bank USA are indirect subsidiaries of UBS AG and affiliates of UBS Securities LLC. The Firm's financial statement is available upon request. The Firm's executive offices are at:

UBS Financial Services Inc.
1200 Harbor Boulevard
Weehawken, NJ 07086

This statement represents the only official record of your UBS Financial Services account. Other records, except official tax documents, containing conflicting data should not be relied upon. If you believe there is an error or omission, please report it immediately in writing to the Branch Manager of the office serving your account.

Although all figures shown are intended to be accurate, statement data should not be used for tax purposes. Rely solely on year-end tax forms, (i.e., Form 1099, 5498, 1042S, etc.) when preparing your tax return. The Firm is required by law to report to the IRS all taxable dividends, reportable non-taxable dividends and taxable interest earned on securities held in your account, net proceeds on sale transactions, and cost basis on certain covered securities.

Communications with the Firm

- Please re-confirm any oral communications in writing to further protect your rights, including your rights under the Securities Investor Protection Act (SIPA).
- If the financial institution on the top left of the front of this statement is not UBS Financial Services, UBS Financial Services carries your account as clearing broker by arrangement with the indicated institution. We informed you of this relationship when you opened this account. In this case, your funds and securities are located at UBS Financial Services and not the introducing broker, and you must make a report of any error or omission to **both** firms. As described in the account agreements, you must notify us of any errors or fraud involving checks reflected on your statement within 30 days after it was mailed or made available. All statements shall be deemed complete and accurate in all other respects if not objected to in writing within 60 days.
- Please direct customer complaints or inquiries to the Firm's Client Relations Department at 201-352-1699 or toll-free at 800-354-9103, 8:00 A.M. to 6:00 P.M. ET Monday through Friday, or in writing to UBS Financial Services Inc., Client Relations Department, P.O. Box 766 Union City, NJ 07087.
- In case of errors or questions about an electronic funds transfer (EFT), bill payment or UBS Visa® debit card transactions, call 800-762-1000, or write to UBS Financial Services Inc., 1000 Harbor Blvd., 6th floor, Weehawken, NJ 07086, Attn: RMA/BSA Services.

Call or write as soon as you can, if you think your statement or receipt is wrong or if you need more information about a transfer on the statement or receipt. The Firm or Card Issuer (as applicable) must hear from you no later than 60 days after the Firm

sent you the first statement on which the error or problem appeared.

- Provide your name and account number (if any).
- Describe the error or the transfer you are unsure about, and explain as clearly as you can why you believe it is an error or why you need more information.
- Provide the dollar amount of the suspected error.

The Firm or Card Issuer will investigate your complaint and will correct any error promptly. For alleged errors involving UBS Visa® debit card transactions, if we take more than 10 business days to do this, we will credit your account for the amount you think is in error, so that you will have the use of the money during the time it takes us to complete our investigation.

Please make all checks payable to the Firm or the financial institution indicated on the front of this statement. In addition to regular account fees, accounts may be subject to maintenance fees, charges for late payment for securities purchases and charges for unpaid amounts in cash accounts. Accounts that are transferred to other institutions may be subject to a transfer fee.

UBS Sweep Options

UBS offers options for sweeping cash balances, balances to bank deposits at UBS Bank USA and UBS AG Stamford branch (Bank Sweep Programs), money market mutual funds (Money Funds) and the International Deposit Account (IDA) for customers with an International Resource Management Account. Through the Bank Sweep Programs, cash balances are swept to UBS Bank USA up to an established limit and then to UBS AG Stamford Branch, or a Money Fund. Deposits at UBS Bank USA are FDIC insured in accordance with FDIC rules. For more information please visit www.fdic.gov. Deposits at UBS AG Stamford Branch and shares of Money Funds are not insured by the FDIC.

Through the IDA, available to cash balances are swept to deposit accounts at UBS AG New York Branch and UBS AG Cayman Branch. These deposits are not insured by the FDIC. Balances held at the UBS AG Cayman Branch are temporarily exposed to the sovereign risk of the Cayman Islands, and there is no guarantee or other obligation of UBS AG to repay the balances while on the UBS Cayman's Branch's books.

Deposits at UBS Bank USA and each UBS AG Branch are not protected by SIPC. Money Fund shares are protected by SIPC. See "UBS Financial Services Account Protection" below.

Upon your request, balances in the Bank Sweep Programs or IDA may be withdrawn, and shares of a Money Fund may be liquidated, and the proceeds returned to you or your securities account.

Further information about available sweep options, including current interest rates and yields, is available at www.ubs.com/sweepyield, from your Financial Advisor or by calling 800-762-1000.

UBS Financial Services account protection

The Firm is a member of the Securities Investor Protection

Corporation (SIPC), which protects securities accounts of its members up to \$500,000 (including \$250,000 for claims for cash). The SIPC asset protection limits apply to all accounts that you hold in a particular capacity. The Firm, together with certain affiliates, has also purchased supplemental protection. The maximum amount payable to all eligible clients, collectively under this protection is \$500 million as of December 10, 2015. Subject to the policy conditions and limitations, cash at the Firm is further protected for up to \$1.9 billion in the aggregate for all your accounts held in a particular capacity. A full copy of the policy wording is available upon request.

The SIPC protection and the supplemental protection both do not apply to:

- Certain financial assets controlled by (and included in your account value) but held away from UBS Financial Services (e.g., certain (i) cash at UBS Bank USA, (ii) cash at UBS AG U.S. branches, (iii) insurance products, including variable annuities, and (iv) shares of mutual funds where such shares are registered directly in the name of the account holder on the books and records of the applicable issuer or transfer agent);
- Certain investment contracts or investment interests (e.g., limited partnerships and private placements) that are not registered under the Securities Act of 1933; and
- Commodities contracts (e.g., foreign exchange and precious metal contracts), including futures contracts and commodity option contracts.

The SIPC protection and the supplemental protection do not apply to these assets even if they otherwise appear on your statements. The SIPC protection and the supplemental protection do not protect against changes in the market value of your investments (whether as a result of market movement, issuer bankruptcy or otherwise).

More information is available upon request.

You may obtain more information about SIPC, including the SIPC Brochure, by contacting SIPC at 202-371-8300 or by visiting the SIPC website at www.sipc.org

Dividend Reinvestment Program (DRIP)

The price reflected is an average price. You may obtain the actual price from your Financial Advisor. Only whole shares are purchased under DRIP; partial shares will be sold and the cash will be deposited in your account. The dividend reinvestment price supplied by the issuer may differ from the market price at which the partial shares are sold.

Cash-in-lieu

Only whole units may be held in your account. If you are entitled to a partial unit as a result of a dividend payment or otherwise, the Firm will either sell partial units at market price or accept an amount determined by a registered clearing agency, and credit your account.

Investment objectives

The investment objectives and risk profile are specific to each account and may vary between your accounts. Please advise the Firm promptly in writing of any significant change in your financial situation or investment objectives. For each account held, you choose one of the following investment objectives:

- **Produce Current Income:** Investments seeking the generation of income only.
- **Achieve Capital Appreciation:** Investments seeking growth of principal rather than the generation of income.
- **Produce Combination of Income and Capital Appreciation:** Investments seeking both the generation of income and growth of principal.

Overall risk profiles

- **Conservative:** Seeks to maintain initial principal, with low risk and volatility to the account overall, even if that means the account does not generate significant income or returns and may not keep pace with inflation.
- **Moderate:** Willing to accept some risk to principal and tolerate some volatility to seek higher returns.
- **Aggressive:** Willing to accept high risk to principal and high volatility to seek high returns over time.
- **Investment Eligibility Consideration:** If selected, a portion of the portfolio for that account may include complex strategies, limited liquidity and greater volatility.

Statement "householding"

We may consolidate all related account statements with the same address in the same envelope, e.g. because they have owners who also maintain joint account relationships with other clients at the same address. If you prefer to receive individual statements mailed in separate envelopes, you may decline householding by calling your Financial Advisor.

Friendly account name

The Friendly account name is a customizable "nickname" chosen by you to assist you with your recordkeeping. It has no legal effect on your account. You can change your Friendly account names, through Online Services or by contacting your Financial Advisor.

Account overview

- **Value of your account/portfolio.** Net of assets and liabilities.
- **Assets.** Includes available cash balances, values for restricted security (est.), and Global Time Deposits, unrealized marks to market, and certain assets not held by the Firm. Does not include unpriced securities/assets at the end of the prior and current statement periods, or private investments, unvested stock options and exercisable stock options.
- **Liabilities.** Includes debit balances, outstanding margin loans, credit line, short account balances.
- **Cash/money balances.** Total of uninvested available cash balances, plus deposit balances at UBS Bank USA, UBS AG U.S. Branches and money market mutual fund sweep balances, at the close of the statement period. Non-commodity free credit balances in your account are not segregated from other balances and the Firm may use any of these funds in the ordinary course of its business. These funds are payable upon your demand. This total is included in the current period closing value.

Lending information

For detailed information on the Firm's lending practices and disclosures, refer to your Client Relationship

SDNY_GM_00023756

CONFIDENTIAL

EFTA_00134376

EFTA01276147

Important information about your statement (continued)

Agreement or Account Agreement and the General Terms and Conditions, UBS Statement of Credit Practices available in *Agreements and Disclosures* at www.ubs.com/accountdisclosures.

Your assets

Your statement itemizes securities and other assets held in the account at the end of the statement period. You may ask for delivery of fully paid securities at any time. You may receive securities used as loan collateral after paying any balance due on them. Any securities transferred to the Firm during the statement period are listed at market value as of the end of the statement period.

• **Cost basis.** In determining the cost basis of the securities included in this statement, where indicated with the number "1," UBS Financial Services has relied on information obtained from sources other than UBS Financial Services, including information from another firm or that you may have provided to your Financial Advisor. The Firm does not independently verify or guarantee the accuracy or validity of any information provided by sources other than UBS Financial Services. In addition, although UBS Financial Services generally updates this information as it is received, the Firm does not provide any assurances that the information under "Cost basis" and "Unrealized gain/loss" is accurate as of the date of this statement. As such, please do not rely on this information to make purchase or sale decisions, for tax purposes or otherwise. Accounts transferred to the Firm may reflect gain/loss information only for the period of time they are held at the Firm. More historical information can be added by your Financial Advisor.

• **Unrealized gains/losses.** When data is available, estimated unrealized gains/losses are calculated for individual security lots. The transaction data for individual lots may or may not reflect commissions, charges and/or security reorganization events. Dividend and other reinvestment lots and systematic purchase lots are each combined to display one averaged lot. The "Trade date" column presents the original transaction trade date.

• **Callable securities.** Bonds and preferred stock that the issuer calls for early redemption will be selected impartially by lot from among all securities of that issue held in our name or in nominee name for our clients. Call feature information is obtained from third parties and its accuracy is not guaranteed. Other call features may exist which could affect yield; complete information will be provided upon request.

• **Certificates of deposit (CDs).** CDs are FDIC insured up to \$250,000 in principal and accrued interest per depositor and per depository institution, in accordance with FDIC rules.

• **Price/value.** Prices displayed for securities and other products may be higher or lower than the price that you would actually receive in the market. Prices are obtained from various third party sources which we believe to be reliable, but we do not guarantee their accuracy.

– We generally use the closing price when available or the mean of the bid and ask prices for listed securities and options or only bid prices for OTC securities.

– Less actively traded securities may be priced using a valuation model or the most recent price we obtained and may not reflect an actual market price or value.

– Certain positions may appear without a price and will show as "price was not available" if we are unable to obtain a price for a security.

– Deposits or securities denominated in currencies other than U.S. dollars are reflected at the exchange rate as of the statement date.

– For certain securities trading in non-conforming denominations, price and quantity (face value) may have been adjusted to facilitate proper valuation. To obtain current quotations, when available, contact your Financial Advisor.

• Private investments and structured products.

Private investment securities (including direct participation program and real estate investment trust securities) and structured products are generally highly illiquid. Certain structured products have not been registered with the Securities and Exchange Commission or under any state securities laws. We provide estimated values for private investment securities and structured products for informational purposes only. Accuracy is not guaranteed.

– These values may differ substantially from prices, if any, at which a private investment security or structured product may be bought or sold and do not necessarily represent the value you may receive upon liquidation.

– Third party estimates of value are as of a certain date and are supplied to UBS Financial Services on a regular basis by an independent valuation firm.

– Issuer, general partner or sponsor estimated values, if any, are supplied to the Firm by the issuer, general partner or sponsor and may be calculated based on different information from that used by third parties to derive their estimated values.

– You can obtain additional information regarding the methodology used to determine the estimate of value and the date of the information that is the basis for the estimate by contacting your Financial Advisor.

– Third party estimated values may be reflected as "Not priced" in several situations: when an independent valuation firm has not supplied or is unable to assign a value, when we become aware that a material event has occurred that may call a previously reported value into question, or when a value would be highly speculative due to the nature of the security.

– When neither an issuer, general partner or sponsor estimated value nor a third-party estimated value is provided, the value of the security will be different from its purchase price.

– "Distributions to date" may include return of capital, income or both.

– "Original unit size" represents the initial offering price per unit and may not reflect your cost basis.

– DPP and unlisted REIT securities are not listed on a national securities exchange, and are generally

liquid and even if they can be sold, the price received may be less than the per share estimated value provided in the account statement.

• **Restricted securities.** Restricted securities generally are not currently eligible for public sale. UBS Financial Services uses the market price of the unrestricted stock of the same issuer as an imputed value for the restricted stock for purposes of this statement only. To the extent that restricted securities are eligible for sale, the value received may be substantially less than the imputed value shown.

• Est. (estimated) income, current yields and rates.

An estimate of annual income is based on current dividend and interest rates, assuming the securities will be held for one year from statement date or until maturity. This estimate is only a guideline; accuracy and continued income are not guaranteed.

– Estimated annual income and current yield for certain types of securities could include a return of principal or capital gains in which case the est. income (and current yield) would be overstated.

– Estimated annual income and current yield and the actual income and yield might be lower or higher than the estimated amounts.

– An estimate of annualized income (dividend and/or interest) divided by the current market value/average balance is based on the last dividend or interest payment made by the issuer and assumes the securities/deposits will be held for one year from the statement date or until maturity. Accuracy and continued yield are not guaranteed.

• **Assets not held by UBS Financial Services.** Certain assets are not held by the Firm and not within the Firm's possession or control. These assets are displayed on your statement for informational purposes only. Positions and values presented are provided by the issuing firm. UBS Financial Services is not responsible for this information and does not guarantee its accuracy. These assets are not protected by SIPC or the Firm's supplemental SIPC coverage.

• Revenue sharing and additional compensation.

– In addition to commissions on sales and 12b-1 fees received in connection with the distribution of mutual funds to our clients we and/or our affiliate receive revenue sharing payments from distributors and/or advisors of the mutual funds that we sell. These amounts are based on two different components:

(i) the amount of sales by UBS of a particular mutual fund family to our clients; and (ii) the asset value of a particular mutual fund family's shares held at the firm.

– We and our affiliate also receive networking and omnibus processing fees in consideration for transfer agent services that we provide to the mutual funds. These fees generally are paid from investor assets in the mutual fund and are a fixed dollar amount based on the number of accounts at the broker-dealer holding mutual funds of that fund family.

– In addition to commissions received in connection with the sale or distribution of annuity contracts and unit investment trust units to our clients, we and/or our affiliate receive revenue sharing compensation from many of the insurance companies underwriting the annuity contracts, affiliates of the insurance companies or sponsors of the unit investment trusts we distribute.

– Our affiliates also receive trading commissions and other compensation from mutual funds and insurance companies whose products we distribute.

– We receive an annual fee from UBS Bank USA and UBS AG Stamford Branch of up to \$25 per account sweeping to the banks under the UBS Bank Sweep Programs.

Activity

Information regarding commissions and other charges incurred in connection with the execution of trades, including option transactions has been included on confirmations previously furnished to you, and will be provided to you promptly on request.

Short selling

If you are engaged in short selling a security, you may incur a charge due to certain borrowing costs for that particular security.

Open orders

Regarding open or "good-till-cancelled" orders that were not executed by the statement date, open buy and sell stop orders are reduced by the amount of dividends or rights on an ex-dividends or ex-rights date unless instructed otherwise by you. You are responsible for orders that are executed due to your failure to cancel existing open orders.

Privacy

To obtain a copy of our current Client Privacy Notice, please contact your Financial Advisor or visit our website at www.ubs.com/privacypolicy.

UBS Financial Services is not a bank. The RMA, Business Services Account BSA and IRMA are brokerage accounts which provide access to banking services and products through arrangements with affiliated banks and other third-party banks, and provides access to insurance and annuity products issued by unaffiliated third-party insurance companies through insurance agency subsidiaries of UBS Financial Services Inc.

Investment, insurance, and annuity products:
Not FDIC insured • No bank guarantee • May lose value

RMA, Resource Management Account, Business Services Account BSA, IRMA and International Resource Management Account are registered service marks of UBS Financial Services Inc.

Visa Signature is a registered service mark of Visa International. UBS Visa Signature credit cards and UBS Visa debit cards are issued by UBS Bank USA with permission from Visa U.S.A. Incorporated.

UBS Financial Services Inc.

Rev. 201604

SDNY_GM_00023757

CONFIDENTIAL

EFTA_00134377

EFTA01276148



UBS Financial Services Inc.
Private Wealth Management
299 Park Avenue
25th Floor
New York NY 10171-0002

CNF70056338490816 Y1 0

Resource Management Account

August 2016

GHISLAINE MAXWELL
P.O. BOX 308
TEANECK NJ 07666-0308

Account name: GHISLAINE MAXWELL
Friendly account name: Indiv.Check/Car
Account number: [REDACTED]

Your Financial Advisor:
SCOTT STACKMAN/LYLE CASRIEL
Phone: [REDACTED]

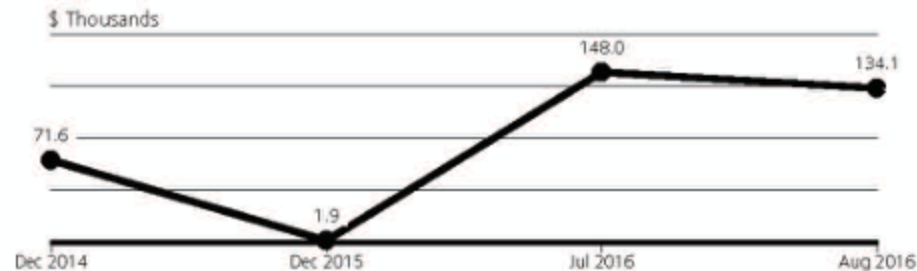
Questions about your statement?
Call your Financial Advisor or the
RMA ResourceLine at 800-RMA-1000,
account 029023576.

Visit our website:
www.ubs.com/financialservices

Value of your account

	on July 29 (\$)	on August 31 (\$)
Your assets	147,973.93	134,076.18
Your liabilities	0.00	0.00
Value of your account	\$147,973.93	\$134,076.18

Tracking the value of your account



Sources of your account growth during 2016

Value of your account at year end 2015	\$1,932.36
Net deposits and withdrawals	\$132,136.63
Your investment return:	
Dividend and interest income	\$7.19
Change in market value	\$0.00
Value of your account on Aug 31, 2016	\$134,076.18

CONFIDENTIAL



Your account balance sheet

Summary of your assets

	Value on August 31 (\$)	Percentage of your account
A Cash and money balances	134,076.18	100.00%
B Cash alternatives	0.00	0.00%
C Equities	0.00	0.00%
D Fixed income	0.00	0.00%
E Non-traditional	0.00	0.00%
F Commodities	0.00	0.00%
G Other	0.00	0.00%
Total assets	\$134,076.18	100.00%

Value of your account **\$134,076.18**

Your current asset allocation



► Cash and money balances may include available cash balances, UBS Bank USA deposit account balances, UBS AG Stamford Branch deposit account balances and money market mutual fund sweep balances. See the *Important information about your statement* on the last two pages of this statement for details about those balances.

Eye on the markets

Index	Percentage change	
	August 2016	Year to date
S&P 500	0.14%	7.82%
Russell 3000	0.26%	8.01%
MSCI - Europe, Australia & Far East	0.08%	0.92%
Barclays Capital U.S. Aggregate Bond Index	-0.11%	5.86%

Interest rates on August 31, 2016

3-month Treasury bills: 0.33%
One-month LIBOR: 0.52%

CONFIDENTIAL



Change in the value of your account

	August 2016 (\$)	Year to date (\$)
Opening account value	\$147,973.93	\$1,932.36
Deposits, including investments transferred in	0.00	271,214.73
Withdrawals and fees, including investments transferred out	-13,899.98	-139,078.10
Dividend and interest income	2.23	7.19
Closing account value	\$134,076.18	\$134,076.18

Dividend and interest income earned

For purposes of this statement, taxability of interest and dividend income has been determined from a US tax reporting perspective. Based upon the residence of the account holder, account type, or product type, some interest and/or dividend payments may not be subject to United States (US) and/or Puerto Rico (PR) income taxes. The client monthly statement is not intended to be used and cannot be relied upon for tax purposes. Clients should refer to the applicable tax reporting forms they receive from UBS annually, such as the Forms 1099 and the Forms 480, for tax reporting information. It is the practice of UBS to file the applicable tax reporting forms with the US Internal Revenue Service and PR Treasury Department, and in such forms accurately classify dividends and/or interest as tax exempt or taxable income. Please consult your individual tax preparer.

	August 2016 (\$)	Year to date (\$)
Taxable interest	2.23	7.17
Total current year	\$2.23	\$7.17
Prior year adjustment	0.00	0.02
Total dividend & interest	\$2.23	\$7.19

Cash activity summary

See Account activity this month for details. Balances in your Sweep Options are included in the opening and closing balances value. FDIC insurance applies only to deposits at UBS Bank USA, not to deposits at UBS AG, Stamford Branch or bank deposits placed through the UBS International Deposit Account program. SIPC protection applies to money market sweep fund holdings but not bank deposits. See Important information about your statement on the last two pages of this document for details.

	August 2016 (\$)	Year to date (\$)
Opening balances	\$147,973.93	\$1,932.36
<i>Additions</i>		
Deposits and other funds credited	0.00	271,214.73
Dividend and interest income	2.23	7.19
Total additions	\$2.23	\$271,221.92
<i>Subtractions</i>		
Checks and bill payments	-13,803.50	-131,081.68
Card payments	-96.48	-931.60
Other funds debited	0.00	-7,064.82
Total subtractions	-\$13,899.98	-\$139,078.10
Net cash flow	-\$13,897.75	\$132,143.82
Closing balances	\$134,076.18	\$134,076.18

UBS Bank USA Deposit Account APY

Interest period Jul 8 - Aug 4

Opening UBS Bank USA Deposit balance Jul 8	\$152,094.89
Closing UBS Bank USA Deposit balance Aug 4	\$136,363.04
Number of days in interest period	28
Average daily balance	\$147,981.97
Interest earned	\$2.23
Annual percentage yield earned	0.02%

SDNY_GM_00023760

CNP70008005633851 NP7000197198 00006 0816 030575004 Y123576550 000000

Page 3 of 6

CONFIDENTIAL

EFTA_00134380

EFTA01276151



My Choice Rewards Points from UBS

Rewards points are reflected as of the 26th of the month or the prior business day if the 26th falls on a weekend/holiday. Rewards point activity details can be found on www.ubs.com/online/services

	August 2016	Year to date
Opening balance	5,424	4,279
Points earned	0	1,145
Closing balance	5,424	5,424

Your investment objectives:

You have identified the following investment objectives for this account. If you have questions about these objectives, disagree with them, or wish to change them, please contact your Financial Advisor or Branch Manager. You can find a full description of the alternative investment objectives in *Important information about your statement* at the end of this document.

Your return objective:

Current income & capital appreciation

Your risk profile:

Primary - Aggressive

Investment eligibility consideration - None selected

Your account instructions

- Your account cost basis default closing method is FIFO, First In, First Out.

CONFIDENTIAL



Your assets

Some prices, income and current values shown may be approximate. As a result, gains and losses may not be accurately reflected. See *Important information about your statement* at the end of this document for more information.

Cash

Cash and money balances

Cash and money balances may include available cash balances, UBS Bank USA deposit account balances, UBS AG Stamford Branch deposit account balances and money market mutual fund sweep balances.

UBS Bank USA deposit account balances are insured by the FDIC within applicable limits, but are not protected by SIPC. UBS AG Stamford Branch deposit account balances are not insured by FDIC and are not protected by SIPC. Money market sweep balances are protected by SIPC but are not insured by the FDIC. See the *Important information about your statement* at the end of this document for details about those balances.

Holding	Opening balance on Aug 1 (\$)	Closing balance on Aug 31 (\$)	Price per share on Aug 31 (\$)	Average rate	Dividend/Interest period	Days in period	Cap amount (\$)
UBS BANK USA DEP ACCT	147,973.93	134,076.18					250,000.00

Your total assets

		Value on Aug 31 (\$)	Percentage of your account	Cost basis (\$)	Estimated annual income (\$)	Unrealized gain or loss (\$)
Cash	Cash and money balances	134,076.18	100.00%	134,076.18		
Total		\$134,076.18	100.00%	\$134,076.18		

Account activity this month

	Date	Activity	Description	Amount (\$)
Dividend and interest income				
<i>Taxable interest</i>	Aug 5	Interest	UBS BANK USA DEPOSIT ACCOUNT AS OF 08/04/16	2.23
		Total taxable interest		\$2.23
		Total dividend and interest income		\$2.23
Bill payments				
	Aug 2	Withdrawal	ACH WITHDRAWAL UNITEDHEALTHONE	-556.98
	Aug 2	Withdrawal	ACH WITHDRAWAL UNITEDHEALTHONE	-40.22
	Aug 4	Withdrawal	ACH WITHDRAWAL AMEX EPayment	-11,015.92

continued next page

SDNY_GM_00023762

CNP70008005633853 NP7000197198 00006 0816 030575004 Y123576550 000000

CONFIDENTIAL



Account activity this month (continued)

	Date	Activity	Description	Amount (\$)
Bill payments (continued)	Aug 9	Withdrawal	ACH WITHDRAWAL AMEX EPayment	-2,190.38
	Total bill payments			-\$13,803.50

	Date	Description	Amount (\$)
Card payments	Aug 18	CREDIT CARD PAYMENT	-96.48
	Total card payments		

	Minimum Payment Due	Payment Due Date	Credit line	Available Credit Line	Outstanding balance
UBS Visa Signature credit card(s) payment information for September 23, 2016	\$96.72	Sep 23, 2016	\$35,000.00	\$31,936.13	\$3,063.87

This credit card is enrolled in UBS Pay Credit Card feature and will automatically be paid from your account. Your payment is scheduled for September 18, 2016.

We provide this information on your UBS Visa Signature credit cards solely as a courtesy to you. The UBS Visa Signature credit card and account are issued by UBS Bank USA. UBS Bank USA sends you the official statement for this account and you should make your payment according to their instructions.

We do not include your outstanding credit card balance in the value of your account with UBS Financial Services Inc.

	Date	Activity	Description	Amount (\$)
Money balance activities	Jul 29	Balance forward		\$147,973.93
	Aug 3	Withdrawal	UBS BANK USA DEPOSIT ACCOUNT AS OF 08/02/16	-597.20
	Aug 5	Withdrawal	UBS BANK USA DEPOSIT ACCOUNT AS OF 08/04/16	-11,015.92
	Aug 5	Deposit	UBS BANK USA DEPOSIT ACCOUNT AS OF 08/04/16	2.23
	Aug 10	Withdrawal	UBS BANK USA DEPOSIT ACCOUNT AS OF 08/09/16	-2,190.38
	Aug 19	Withdrawal	UBS BANK USA DEPOSIT ACCOUNT AS OF 08/18/16	-96.48
	Aug 31	Closing UBS Bank USA Deposit Account		\$134,076.18

The UBS Bank USA Deposit Account is your primary sweep option.

CONFIDENTIAL

Important information about your statement

UBS Financial Services Inc. (the Firm or UBS Financial Services), is a member of all principal security, commodity and options exchanges. UBS Financial Services and UBS Bank USA are indirect subsidiaries of UBS AG and affiliates of UBS Securities LLC. The Firm's financial statement is available upon request. The Firm's executive offices are at:

UBS Financial Services Inc.
1200 Harbor Boulevard
Weehawken, NJ 07086

This statement represents the only official record of your UBS Financial Services account. Other records, except official tax documents, containing conflicting data should not be relied upon. If you believe there is an error or omission, please report it immediately in writing to the Branch Manager of the office serving your account.

Although all figures shown are intended to be accurate, statement data should not be used for tax purposes. Rely solely on year-end tax forms, (i.e., Form 1099, 5498, 1042S, etc.) when preparing your tax return. The Firm is required by law to report to the IRS all taxable dividends, reportable non-taxable dividends and taxable interest earned on securities held in your account, net proceeds on sale transactions, and cost basis on certain covered securities.

Communications with the Firm

- Please re-confirm any oral communications in writing to further protect your rights, including your rights under the Securities Investor Protection Act (SIPA).
- If the financial institution on the top left of the front of this statement is not UBS Financial Services, UBS Financial Services carries your account as clearing broker by arrangement with the indicated institution. We informed you of this relationship when you opened this account. In this case, your funds and securities are located at UBS Financial Services and not the introducing broker, and you must make a report of any error or omission to **both** firms. As described in the account agreements, you must notify us of any errors or fraud involving checks reflected on your statement within 30 days after it was mailed or made available. All statements shall be deemed complete and accurate in all other respects if not objected to in writing within 60 days.
- Please direct customer complaints or inquiries to the Firm's Client Relations Department at 201-352-1699 or toll-free at 800-354-9103, 8:00 A.M. to 6:00 P.M. ET Monday through Friday, or in writing to UBS Financial Services Inc., Client Relations Department, P.O. Box 766 Union City, NJ 07087.
- In case of errors or questions about an electronic funds transfer (EFT), bill payment or UBS Visa® debit card transactions, call 800-762-1000, or write to UBS Financial Services Inc., 1000 Harbor Blvd., 6th floor, Weehawken, NJ 07086, Attn: RMA/BSA Services.

Call or write as soon as you can, if you think your statement or receipt is wrong or if you need more information about a transfer on the statement or receipt. The Firm or Card Issuer (as applicable) must hear from you no later than 60 days after the Firm

sent you the first statement on which the error or problem appeared.

- Provide your name and account number (if any).
- Describe the error or the transfer you are unsure about, and explain as clearly as you can why you believe it is an error or why you need more information.
- Provide the dollar amount of the suspected error.

The Firm or Card Issuer will investigate your complaint and will correct any error promptly. For alleged errors involving UBS Visa® debit card transactions, if we take more than 10 business days to do this, we will credit your account for the amount you think is in error, so that you will have the use of the money during the time it takes us to complete our investigation.

Please make all checks payable to the Firm or the financial institution indicated on the front of this statement. In addition to regular account fees, accounts may be subject to maintenance fees, charges for late payment for securities purchases and charges for unpaid amounts in cash accounts. Accounts that are transferred to other institutions may be subject to a transfer fee.

UBS Sweep Options

UBS offers options for sweeping cash balances, balances to bank deposits at UBS Bank USA and UBS AG Stamford branch (Bank Sweep Programs), money market mutual funds (Money Funds) and the International Deposit Account (IDA) for customers with an International Resource Management Account. Through the Bank Sweep Programs, cash balances are swept to UBS Bank USA up to an established limit and then to UBS AG Stamford Branch, or a Money Fund. Deposits at UBS Bank USA are FDIC insured in accordance with FDIC rules. For more information please visit www.fdic.gov. Deposits at UBS AG Stamford Branch and shares of Money Funds are not insured by the FDIC.

Through the IDA, available to cash balances are swept to deposit accounts at UBS AG New York Branch and UBS AG Cayman Branch. These deposits are not insured by the FDIC. Balances held at the UBS AG Cayman Branch are temporarily exposed to the sovereign risk of the Cayman Islands, and there is no guarantee or other obligation of UBS AG to repay the balances while on the UBS Cayman's Branch's books.

Deposits at UBS Bank USA and each UBS AG Branch are not protected by SIPC. Money Fund shares are protected by SIPC. See "UBS Financial Services Account Protection" below.

Upon your request, balances in the Bank Sweep Programs or IDA may be withdrawn, and shares of a Money Fund may be liquidated, and the proceeds returned to you or your securities account.

Further information about available sweep options, including current interest rates and yields, is available at www.ubs.com/sweepyield, from your Financial Advisor or by calling 800-762-1000.

UBS Financial Services account protection

The Firm is a member of the Securities Investor Protection

Corporation (SIPC), which protects securities accounts of its members up to \$500,000 (including \$250,000 for claims for cash). The SIPC asset protection limits apply to all accounts that you hold in a particular capacity. The Firm, together with certain affiliates, has also purchased supplemental protection. The maximum amount payable to all eligible clients, collectively under this protection is \$500 million as of December 10, 2015. Subject to the policy conditions and limitations, cash at the Firm is further protected for up to \$1.9 million in the aggregate for all your accounts held in a particular capacity. A full copy of the policy wording is available upon request.

The SIPC protection and the supplemental protection both do not apply to:

- Certain financial assets controlled by (and included in your account value) but held away from UBS Financial Services (e.g., certain (i) cash at UBS Bank USA, (ii) cash at UBS AG U.S. branches, (iii) insurance products, including variable annuities, and (iv) shares of mutual funds where such shares are registered directly in the name of the account holder on the books and records of the applicable issuer or transfer agent);
- Certain investment contracts or investment interests (e.g., limited partnerships and private placements) that are not registered under the Securities Act of 1933; and
- Commodities contracts (e.g., foreign exchange and precious metal contracts), including futures contracts and commodity option contracts.

The SIPC protection and the supplemental protection do not apply to these assets even if they otherwise appear on your statements. The SIPC protection and the supplemental protection do not protect against changes in the market value of your investments (whether as a result of market movement, issuer bankruptcy or otherwise).

More information is available upon request.

You may obtain more information about SIPC, including the SIPC Brochure, by contacting SIPC at 202-371-8300 or by visiting the SIPC website at www.sipc.org

Dividend Reinvestment Program (DRIP)

The price reflected is an average price. You may obtain the actual price from your Financial Advisor. Only whole shares are purchased under DRIP; partial shares will be sold and the cash will be deposited in your account. The dividend reinvestment price supplied by the issuer may differ from the market price at which the partial shares are sold.

Cash-in-lieu

Only whole units may be held in your account. If you are entitled to a partial unit as a result of a dividend payment or otherwise, the Firm will either sell partial units at market price or accept an amount determined by a registered clearing agency, and credit your account.

Investment objectives

The investment objectives and risk profile are specific to each account and may vary between your accounts. Please advise the Firm promptly in writing of any significant change in your financial situation or investment objectives. For each account held, you choose one of the following investment objectives:

- **Produce Current Income:** Investments seeking the generation of income only.
- **Achieve Capital Appreciation:** Investments seeking growth of principal rather than the generation of income.
- **Produce Combination of Income and Capital Appreciation:** Investments seeking both the generation of income and growth of principal.

Overall risk profiles

- **Conservative:** Seeks to maintain initial principal, with low risk and volatility to the account overall, even if that means the account does not generate significant income or returns and may not keep pace with inflation.
- **Moderate:** Willing to accept some risk to principal and tolerate some volatility to seek higher returns.
- **Aggressive:** Willing to accept high risk to principal and high volatility to seek high returns over time.
- **Investment Eligibility Consideration:** If selected, a portion of the portfolio for that account may include complex strategies, limited liquidity and greater volatility.

Statement "householding"

We may consolidate all related account statements with the same address in the same envelope, e.g. because they have owners who also maintain joint account relationships with other clients at the same address. If you prefer to receive individual statements mailed in separate envelopes, you may decline householding by calling your Financial Advisor.

Friendly account name

The Friendly account name is a customizable "nickname" chosen by you to assist you with your recordkeeping. It has no legal effect on your account. You can change your Friendly account names, through Online Services or by contacting your Financial Advisor.

Account overview

- **Value of your account/portfolio.** Net of assets and liabilities.
- **Assets.** Includes available cash balances, values for restricted security (est.), and Global Time Deposits, unrealized marks to market, and certain assets not held by the Firm. Does not include unpriced securities/assets at the end of the prior and current statement periods, or private investments, unvested stock options and exercisable stock options.
- **Liabilities.** Includes debit balances, outstanding margin loans, credit line, short account balances.
- **Cash/money balances.** Total of uninvested available cash balances, plus deposit balances at UBS Bank USA, UBS AG U.S. Branches and money market mutual fund sweep balances, at the close of the statement period. Non-commodity free credit balances in your account are not segregated from other balances and the Firm may use any of these funds in the ordinary course of its business. These funds are payable upon your demand. This total is included in the current period closing value.

Lending information

For detailed information on the Firm's lending practices and disclosures, refer to your Client Relationship

SDNY_GM_00023764

CONFIDENTIAL

EFTA_00134384

EFTA01276155

Important information about your statement (continued)

Agreement or Account Agreement and the General Terms and Conditions, UBS Statement of Credit Practices available in *Agreements and Disclosures* at www.ubs.com/accountdisclosures.

Your assets

Your statement itemizes securities and other assets held in the account at the end of the statement period. You may ask for delivery of fully paid securities at any time. You may receive securities used as loan collateral after paying any balance due on them. Any securities transferred to the Firm during the statement period are listed at market value as of the end of the statement period.

• **Cost basis.** In determining the cost basis of the securities included in this statement, where indicated with the number "1," UBS Financial Services has relied on information obtained from sources other than UBS Financial Services, including information from another firm or that you may have provided to your Financial Advisor. The Firm does not independently verify or guarantee the accuracy or validity of any information provided by sources other than UBS Financial Services. In addition, although UBS Financial Services generally updates this information as it is received, the Firm does not provide any assurances that the information under "Cost basis" and "Unrealized gain/loss" is accurate as of the date of this statement. As such, please do not rely on this information to make purchase or sale decisions, for tax purposes or otherwise. Accounts transferred to the Firm may reflect gain/loss information only for the period of time they are held at the Firm. More historical information can be added by your Financial Advisor.

• **Unrealized gains/losses.** When data is available, estimated unrealized gains/losses are calculated for individual security lots. The transaction data for individual lots may or may not reflect commissions, charges and/or security reorganization events. Dividend and other reinvestment lots and systematic purchase lots are each combined to display one averaged lot. The "Trade date" column presents the original transaction trade date.

• **Callable securities.** Bonds and preferred stock that the issuer calls for early redemption will be selected impartially by lot from among all securities of that issue held in our name or in nominee name for our clients. Call feature information is obtained from third parties and its accuracy is not guaranteed. Other call features may exist which could affect yield; complete information will be provided upon request.

• **Certificates of deposit (CDs).** CDs are FDIC insured up to \$250,000 in principal and accrued interest per depositor and per depository institution, in accordance with FDIC rules.

• **Price/value.** Prices displayed for securities and other products may be higher or lower than the price that you would actually receive in the market. Prices are obtained from various third party sources which we believe to be reliable, but we do not guarantee their accuracy.

– We generally use the closing price when available or the mean of the bid and ask prices for listed securities and options or only bid prices for OTC securities.

– Less actively traded securities may be priced using a valuation model or the most recent price we obtained and may not reflect an actual market price or value.

– Certain positions may appear without a price and will show as "price was not available" if we are unable to obtain a price for a security.

– Deposits or securities denominated in currencies other than U.S. dollars are reflected at the exchange rate as of the statement date.

– For certain securities trading in non-conforming denominations, price and quantity (face value) may have been adjusted to facilitate proper valuation. To obtain current quotations, when available, contact your Financial Advisor.

• Private investments and structured products.

Private investment securities (including direct participation program and real estate investment trust securities) and structured products are generally highly illiquid. Certain structured products have not been registered with the Securities and Exchange Commission or under any state securities laws. We provide estimated values for private investment securities and structured products for informational purposes only. Accuracy is not guaranteed.

– These values may differ substantially from prices, if any, at which a private investment security or structured product may be bought or sold and do not necessarily represent the value you may receive upon liquidation.

– Third party estimates of value are as of a certain date and are supplied to UBS Financial Services on a regular basis by an independent valuation firm.

– Issuer, general partner or sponsor estimated values, if any, are supplied to the Firm by the issuer, general partner or sponsor and may be calculated based on different information from that used by third parties to derive their estimated values.

– You can obtain additional information regarding the methodology used to determine the estimate of value and the date of the information that is the basis for the estimate by contacting your Financial Advisor.

– Third party estimated values may be reflected as "Not priced" in several situations: when an independent valuation firm has not supplied or is unable to assign a value, when we become aware that a material event has occurred that may call a previously reported value into question, or when a value would be highly speculative due to the nature of the security.

– When neither an issuer, general partner or sponsor estimated value nor a third-party estimated value is provided, the value of the security will be different from its purchase price.

– "Distributions to date" may include return of capital, income or both.

– "Original unit size" represents the initial offering price per unit and may not reflect your cost basis.

– DPP and unlisted REIT securities are not listed on a national securities exchange, and are generally

liquid and even if they can be sold, the price received may be less than the per share estimated value provided in the account statement.

• **Restricted securities.** Restricted securities generally are not currently eligible for public sale. UBS Financial Services uses the market price of the unrestricted stock of the same issuer as an imputed value for the restricted stock for purposes of this statement only. To the extent that restricted securities are eligible for sale, the value received may be substantially less than the imputed value shown.

• Est. (estimated) income, current yields and rates.

An estimate of annual income is based on current dividend and interest rates, assuming the securities will be held for one year from statement date or until maturity. This estimate is only a guideline; accuracy and continued income are not guaranteed.

– Estimated annual income and current yield for certain types of securities could include a return of principal or capital gains in which case the est. income (and current yield) would be overstated.

– Estimated annual income and current yield and the actual income and yield might be lower or higher than the estimated amounts.

– An estimate of annualized income (dividend and/or interest) divided by the current market value/average balance is based on the last dividend or interest payment made by the issuer and assumes the securities/deposits will be held for one year from the statement date or until maturity. Accuracy and continued yield are not guaranteed.

• **Assets not held by UBS Financial Services.** Certain assets are not held by the Firm and not within the Firm's possession or control. These assets are displayed on your statement for informational purposes only. Positions and values presented are provided by the issuing firm. UBS Financial Services is not responsible for this information and does not guarantee its accuracy. These assets are not protected by SIPC or the Firm's supplemental SIPC coverage.

• Revenue sharing and additional compensation.

– In addition to commissions on sales and 12b-1 fees received in connection with the distribution of mutual funds to our clients we and/or our affiliate receive revenue sharing payments from distributors and/or advisors of the mutual funds that we sell. These amounts are based on two different components:

(i) the amount of sales by UBS of a particular mutual fund family to our clients; and (ii) the asset value of a particular mutual fund family's shares held at the firm.

– We and our affiliate also receive networking and omnibus processing fees in consideration for transfer agent services that we provide to the mutual funds. These fees generally are paid from investor assets in the mutual fund and are a fixed dollar amount based on the number of accounts at the broker-dealer holding mutual funds of that fund family.

– In addition to commissions received in connection with the sale or distribution of annuity contracts and unit investment trust units to our clients, we and/or our affiliate receive revenue sharing compensation from many of the insurance companies underwriting the annuity contracts, affiliates of the insurance companies or sponsors of the unit investment trusts we distribute.

– Our affiliates also receive trading commissions and other compensation from mutual funds and insurance companies whose products we distribute.

– We receive an annual fee from UBS Bank USA and UBS AG Stamford Branch of up to \$25 per account sweeping to the banks under the UBS Bank Sweep Programs.

Activity

Information regarding commissions and other charges incurred in connection with the execution of trades, including option transactions has been included on confirmations previously furnished to you, and will be provided to you promptly on request.

Short selling

If you are engaged in short selling a security, you may incur a charge due to certain borrowing costs for that particular security.

Open orders

Regarding open or "good-till-cancelled" orders that were not executed by the statement date, open buy and sell stop orders are reduced by the amount of dividends or rights on an ex-dividends or ex-rights date unless instructed otherwise by you. You are responsible for orders that are executed due to your failure to cancel existing open orders.

Privacy

To obtain a copy of our current Client Privacy Notice, please contact your Financial Advisor or visit our website at www.ubs.com/privacy-policy.

UBS Financial Services is not a bank. The RMA, Business Services Account BSA and IRMA are brokerage accounts which provide access to banking services and products through arrangements with affiliated banks and other third-party banks, and provides access to insurance and annuity products issued by unaffiliated third-party insurance companies through insurance agency subsidiaries of UBS Financial Services Inc.

Investment, insurance, and annuity products:
Not FDIC insured • No bank guarantee • May lose value

RMA, Resource Management Account, Business Services Account BSA, IRMA and International Resource Management Account are registered service marks of UBS Financial Services Inc.

Visa Signature is a registered service mark of Visa International. UBS Visa Signature credit cards and UBS Visa debit cards are issued by UBS Bank USA with permission from Visa U.S.A. Incorporated.

UBS Financial Services Inc.

Rev. 201604

SDNY_GM_00023765

CONFIDENTIAL

EFTA_00134385

EFTA01276156



UBS Financial Services Inc.
Private Wealth Management
299 Park Avenue
25th Floor
New York NY 10171-0002

CNF70064547750916.X13 Y1 0

Resource Management Account

September 2016

GHISLAINE MAXWELL
P.O. BOX 308
TEANECK NJ 07666-0308

Account name: GHISLAINE MAXWELL
Friendly account name: Indiv.Check/Car
Account number: [REDACTED]

Your Financial Advisor:
SCOTT STACKMAN/LYLE CASRIEL
Phone: [REDACTED]

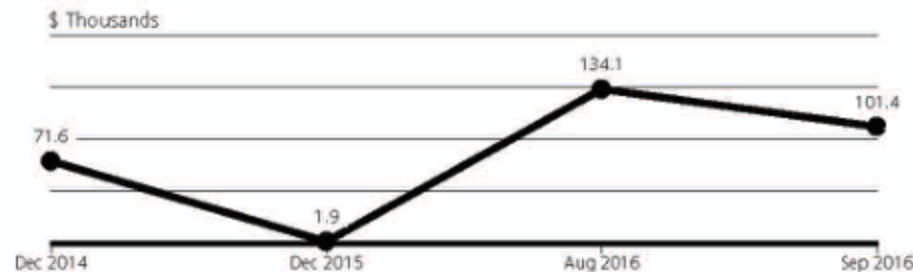
Questions about your statement?
Call your Financial Advisor or the
RMA ResourceLine at 800-RMA-1000,
account 029023576.

Visit our website:
www.ubs.com/financialservices

Value of your account

	on August 31 (\$)	on September 30 (\$)
Your assets	134,076.18	101,411.56
Your liabilities	0.00	0.00
Value of your account	\$134,076.18	\$101,411.56

Tracking the value of your account



Sources of your account growth during 2016

Value of your account at year end 2015	\$1,932.36
Net deposits and withdrawals	\$99,469.64
Your investment return:	
Dividend and interest income	\$9.56
Change in market value	\$0.00
Value of your account on Sep 30, 2016	\$101,411.56

CONFIDENTIAL



Your account balance sheet

Summary of your assets

	Value on September 30 (\$)	Percentage of your account
A Cash and money balances	101,411.56	100.00%
B Cash alternatives	0.00	0.00%
C Equities	0.00	0.00%
D Fixed income	0.00	0.00%
E Non-traditional	0.00	0.00%
F Commodities	0.00	0.00%
G Other	0.00	0.00%
Total assets	\$101,411.56	100.00%

Value of your account **\$101,411.56**

Your current asset allocation



► Cash and money balances may include available cash balances, UBS Bank USA deposit account balances, UBS AG Stamford Branch deposit account balances and money market mutual fund sweep balances. See the *Important information about your statement* on the last two pages of this statement for details about those balances.

Eye on the markets

Index	Percentage change	
	September 2016	Year to date
S&P 500	0.02%	7.84%
Russell 3000	0.16%	8.18%
MSCI - Europe, Australia & Far East	1.27%	2.20%
Barclays Capital U.S. Aggregate Bond Index	-0.06%	5.80%

Interest rates on September 30, 2016

3-month Treasury bills: 0.27%
One-month LIBOR: 0.53%

CONFIDENTIAL



Change in the value of your account

	September 2016 (\$)	Year to date (\$)
Opening account value	\$134,076.18	\$1,932.36
Deposits, including investments transferred in	14,970.76	286,185.49
Withdrawals and fees, including investments transferred out	-47,637.75	-186,715.85
Dividend and interest income	2.37	9.56
Closing account value	\$101,411.56	\$101,411.56

Dividend and interest income earned

For purposes of this statement, taxability of interest and dividend income has been determined from a US tax reporting perspective. Based upon the residence of the account holder, account type, or product type, some interest and/or dividend payments may not be subject to United States (US) and/or Puerto Rico (PR) income taxes. The client monthly statement is not intended to be used and cannot be relied upon for tax purposes. Clients should refer to the applicable tax reporting forms they receive from UBS annually, such as the Forms 1099 and the Forms 480, for tax reporting information. It is the practice of UBS to file the applicable tax reporting forms with the US Internal Revenue Service and PR Treasury Department, and in such forms accurately classify dividends and/or interest as tax exempt or taxable income. Please consult your individual tax preparer.

	September 2016 (\$)	Year to date (\$)
Taxable interest	2.37	9.54
Total current year	\$2.37	\$9.54
Prior year adjustment	0.00	0.02
Total dividend & interest	\$2.37	\$9.56

Cash activity summary

See Account activity this month for details. Balances in your Sweep Options are included in the opening and closing balances value. FDIC insurance applies only to deposits at UBS Bank USA, not to deposits at UBS AG, Stamford Branch or bank deposits placed through the UBS International Deposit Account program. SIPC protection applies to money market sweep fund holdings but not bank deposits. See Important information about your statement on the last two pages of this document for details.

	September 2016 (\$)	Year to date (\$)
Opening balances	\$134,076.18	\$1,932.36
<i>Additions</i>		
Deposits and other funds credited	14,970.76	286,185.49
Dividend and interest income	2.37	9.56
Total additions	\$14,973.13	\$286,195.05
<i>Subtractions</i>		
Checks and bill payments	-41,908.03	-172,989.71
Card payments	-96.72	-1,028.32
Other funds debited	-5,633.00	-12,697.82
Total subtractions	-\$47,637.75	-\$186,715.85
Net cash flow	-\$32,664.62	\$99,479.20
Closing balances	\$101,411.56	\$101,411.56

UBS Bank USA Deposit Account APY

Interest period Aug 5 - Sep 7

Opening UBS Bank USA Deposit balance Aug 5	\$136,363.04
Closing UBS Bank USA Deposit balance Sep 7	\$115,352.63
Number of days in interest period	34
Average daily balance	\$133,463.68
Interest earned	\$2.37
Annual percentage yield earned	0.02%

SDNY_GM_00023768

CNP70006006454777 NP7000306144 00006 0916 030575004 Y123576550 101000

Page 3 of 8

CONFIDENTIAL

EFTA_00134388

EFTA01276159



My Choice Rewards Points from UBS

Rewards points are reflected as of the 26th of the month or the prior business day if the 26th falls on a weekend/holiday. Rewards point activity details can be found on www.ubs.com/online/services

	September 2016	Year to date
Opening balance	5,424	4,279
Points earned	86	1,231
Closing balance	5,510	5,510

Your investment objectives:

You have identified the following investment objectives for this account. If you have questions about these objectives, disagree with them, or wish to change them, please contact your Financial Advisor or Branch Manager. You can find a full description of the alternative investment objectives in *Important information about your statement* at the end of this document.

Your return objective:

Current income & capital appreciation

Your risk profile:

Primary - Aggressive

Investment eligibility consideration - None selected

Your account instructions

- Your account is currently coded for margin.
- Your account cost basis default closing method is FIFO, First In, First Out.

CONFIDENTIAL



Your assets

Some prices, income and current values shown may be approximate. As a result, gains and losses may not be accurately reflected. See *Important information about your statement* at the end of this document for more information.

Cash

Cash and money balances

Cash and money balances may include available cash balances, UBS Bank USA deposit account balances, UBS AG Stamford Branch deposit account balances and money market mutual fund sweep balances.

UBS Bank USA deposit account balances are insured by the FDIC within applicable limits, but are not protected by SIPC. UBS AG Stamford Branch deposit account balances are not insured by FDIC and are not protected by SIPC. Money market sweep balances are protected by SIPC but are not insured by the FDIC. See the *Important information about your statement* at the end of this document for details about those balances.

Holding	Opening balance on Sep 1 (\$)	Closing balance on Sep 30 (\$)	Price per share on Sep 30 (\$)	Average rate	Dividend/Interest period	Days in period	Cap amount (\$)
UBS BANK USA DEP ACCT	134,076.18	101,411.56					250,000.00

Your total assets

		Value on Sep 30 (\$)	Percentage of your account	Cost basis (\$)	Estimated annual income (\$)	Unrealized gain or loss (\$)
Cash	Cash and money balances	101,411.56	100.00%	101,411.56		
Total		\$101,411.56	100.00%	\$101,411.56		

Account activity this month

	Date	Activity	Description	Amount (\$)
Deposits and other funds credited	Sep 28	Deposit	FEDERAL FUNDS DEPOSIT BY CHRISTIE'S INC. AT JPMORGAN CHASE BANK, N.A.	14,970.76
	Total deposits and other funds credited			\$14,970.76
	<hr/>			
Dividend and interest income				
	Sep 8	Interest	UBS BANK USA DEPOSIT ACCOUNT AS OF 09/07/16	2.37
	Total taxable interest			\$2.37
Total dividend and interest income			\$2.37	

SDNY_GM_00023770

CNP70008006454779 NP7000306144 00006 0916 030575004 Y123576550 101000

Page 5 of 8

CONFIDENTIAL

EFTA_00134390

EFTA01276161



Account activity this month (continued)

	Check number	Date	Description	Amount (\$)
Checks	005024	Sep 21	KIMBERLY CALVACCA	-590.00
	005025	Sep 14	MARKS PANETH & SHRON LLP	-22,000.00
Total checks				-\$22,590.00

	Date	Activity	Description	Amount (\$)
Bill payments	Sep 2	Withdrawal	ACH WITHDRAWAL UNITEDHEALTHONE	-556.98
	Sep 2	Withdrawal	ACH WITHDRAWAL UNITEDHEALTHONE	-40.22
	Sep 6	Withdrawal	ACH WITHDRAWAL AMEX EPAYMENT	-9,128.72
	Sep 7	Withdrawal	ACH TO Florena Rueda AT WELLS FARGO BANK, NA	-9,000.00
	Sep 9	Withdrawal	ACH WITHDRAWAL AMEX EPAYMENT	-592.11
Total bill payments				-\$19,318.03

	Date	Description	Amount (\$)
Card payments	Sep 16	CREDIT CARD PAYMENT	-96.72
Total card payments			-\$96.72

	Minimum Payment Due	Payment Due Date	Credit line	Available Credit Line	Outstanding balance
UBS Visa Signature credit card(s) payment information for October 23, 2016	\$96.38	Oct 23, 2016	\$35,000.00	\$31,911.33	\$3,088.67

This credit card is enrolled in UBS Pay Credit Card feature and will automatically be paid from your account. Your payment is scheduled for October 18, 2016.

We provide this information on your UBS Visa Signature credit cards solely as a courtesy to you. The UBS Visa Signature credit card and account are issued by UBS Bank USA. UBS Bank USA sends you the official statement for this account and you should make your payment according to their instructions.

We do not include your outstanding credit card balance in the value of your account with UBS Financial Services Inc.

	Date	Activity	Description	Amount (\$)
Other funds debited	Sep 8	Transfer	JOURNAL TO Y1 23655 MAX HOTEL SERVICES CORP.	-2,828.00
	Sep 13	Withdrawal	FEDERAL FUNDS TO Tracey and Associates PC Op AT THE BOSTON PRIVATE BK. & TR	-2,805.00
Total other funds debited				-\$5,633.00

CONFIDENTIAL



Account activity this month (continued)

	Date	Activity	Description	Amount (\$)
Money balance activities	Aug 31	Balance forward		\$134,076.18
	Sep 6	Withdrawal	UBS BANK USA DEPOSIT ACCOUNT AS OF 09/02/16	-597.20
	Sep 7	Withdrawal	UBS BANK USA DEPOSIT ACCOUNT AS OF 09/06/16	-9,128.72
	Sep 8	Withdrawal	UBS BANK USA DEPOSIT ACCOUNT AS OF 09/07/16	-9,000.00
	Sep 8	Deposit	UBS BANK USA DEPOSIT ACCOUNT AS OF 09/07/16	2.37
	Sep 9	Withdrawal	UBS BANK USA DEPOSIT ACCOUNT AS OF 09/08/16	-2,828.00
	Sep 12	Withdrawal	UBS BANK USA DEPOSIT ACCOUNT AS OF 09/09/16	-592.11
	Sep 14	Withdrawal	UBS BANK USA DEPOSIT ACCOUNT AS OF 09/13/16	-2,805.00
	Sep 15	Withdrawal	UBS BANK USA DEPOSIT ACCOUNT AS OF 09/14/16	-22,000.00
	Sep 19	Withdrawal	UBS BANK USA DEPOSIT ACCOUNT AS OF 09/16/16	-96.72
	Sep 22	Withdrawal	UBS BANK USA DEPOSIT ACCOUNT AS OF 09/21/16	-590.00
	Sep 29	Deposit	UBS BANK USA DEPOSIT ACCOUNT	14,970.76
	Sep 30	Closing UBS Bank USA Deposit Account		\$101,411.56

The UBS Bank USA Deposit Account is your primary sweep option.

CONFIDENTIAL



Your notes

CONFIDENTIAL

Important information about your statement

LBS Financial Services Inc. (the Firm or UBS Financial Services), is a member of all principal security, commodity and options exchanges. UBS Financial Services and UBS Bank USA are indirect subsidiaries of UBS AG and affiliates of UBS Securities LLC. The Firm's financial statement is available upon request. The Firm's executive offices are at:

UBS Financial Services Inc.
1200 Harbor Boulevard
Weehawken, NJ 07086

This statement represents the only official record of your UBS Financial Services account. Other records, except official tax documents, containing conflicting data should not be relied upon. If you believe there is an error or omission, please report it immediately in writing to the Branch Manager of the office serving your account.

Although all figures shown are intended to be accurate, statement data should not be used for tax purposes. Rely solely on year-end tax forms, (i.e., Form 1099, 5498, 1042S, etc.) when preparing your tax return. The Firm is required by law to report to the IRS all taxable dividends, reportable non-taxable dividends and taxable interest earned on securities held in your account, net proceeds on sale transactions, and cost basis on certain covered securities.

Communications with the Firm

- Please re-confirm any oral communications in writing to further protect your rights, including your rights under the Securities Investor Protection Act (SIPA).
- If the financial institution on the top left of the front of this statement is not UBS Financial Services, UBS Financial Services carries your account as clearing broker by arrangement with the indicated institution. We informed you of this relationship when you opened this account. In this case, your funds and securities are located at UBS Financial Services and not the introducing broker, and you must make a report of any error or omission to **both** firms. As described in the account agreements, you must notify us of any errors or fraud involving checks reflected on your statement within 30 days after it was mailed or made available. All statements shall be deemed complete and accurate in all other respects if not objected to in writing within 60 days.
- Please direct customer complaints or inquiries to the Firm's Client Relations Department at 201-352-1699 or toll-free at 800-354-9103, 8:00 A.M. to 6:00 P.M. ET Monday through Friday, or in writing to UBS Financial Services Inc., Client Relations Department, P.O. Box 766 Union City, NJ 07087.
- In case of errors or questions about an electronic funds transfer (EFT), bill payment or UBS Visa® debit card transactions, call 800-762-1000, or write to UBS Financial Services Inc., 1000 Harbor Blvd., 6th floor, Weehawken, NJ 07086, Attn: RMA/BSA Services.

Call or write as soon as you can, if you think your statement or receipt is wrong or if you need more information about a transfer on the statement or receipt. The Firm or Card Issuer (as applicable) must hear from you no later than 60 days after the Firm

sent you the first statement on which the error or problem appeared.

- Provide your name and account number (if any).
- Describe the error or the transfer you are unsure about, and explain as clearly as you can why you believe it is an error or why you need more information.
- Provide the dollar amount of the suspected error.

The Firm or Card Issuer will investigate your complaint and will correct any error promptly. For alleged errors involving UBS Visa® debit card transactions, if we take more than 10 business days to do this, we will credit your account for the amount you think is in error, so that you will have the use of the money during the time it takes us to complete our investigation.

Please make all checks payable to the Firm or the financial institution indicated on the front of this statement. In addition to regular account fees, accounts may be subject to maintenance fees, charges for late payment for securities purchases and charges for unpaid amounts in cash accounts. Accounts that are transferred to other institutions may be subject to a transfer fee.

UBS Sweep Options

UBS offers options for sweeping cash balances, balances to bank deposits at UBS Bank USA and UBS AG Stamford branch (Bank Sweep Programs), money market mutual funds (Money Funds) and the International Deposit Account (IDA) for customers with an International Resource Management Account. Through the Bank Sweep Programs, cash balances are swept to UBS Bank USA up to an established limit and then to UBS AG Stamford Branch, or a Money Fund. Deposits at UBS Bank USA are FDIC insured in accordance with FDIC rules. For more information please visit www.fdic.gov. Deposits at UBS AG Stamford Branch and shares of Money Funds are not insured by the FDIC.

Through the IDA, available to cash balances are swept to deposit accounts at UBS AG New York Branch and UBS AG Cayman Branch. These deposits are not insured by the FDIC. Balances held at the UBS AG Cayman Branch are temporarily exposed to the sovereign risk of the Cayman Islands, and there is no guarantee or other obligation of UBS AG to repay the balances while on the UBS Cayman's Branch's books.

Deposits at UBS Bank USA and each UBS AG Branch are not protected by SIPC. Money Fund shares are protected by SIPC. See "UBS Financial Services Account Protection" below.

Upon your request, balances in the Bank Sweep Programs or IDA may be withdrawn, and shares of a Money Fund may be liquidated, and the proceeds returned to you or your securities account.

Further information about available sweep options, including current interest rates and yields, is available at www.ubs.com/sweepyield, from your Financial Advisor or by calling 800-762-1000.

UBS Financial Services account protection

The Firm is a member of the Securities Investor Protection

Corporation (SIPC), which protects securities accounts of its members up to \$500,000 (including \$250,000 for claims for cash). The SIPC asset protection limits apply to all accounts that you hold in a particular capacity. The Firm, together with certain affiliates, has also purchased supplemental protection. The maximum amount payable to all eligible clients, collectively under this protection is \$500 million as of December 10, 2015. Subject to the policy conditions and limitations, cash at the Firm is further protected for up to \$1.9 million in the aggregate for all your accounts held in a particular capacity. A full copy of the policy wording is available upon request.

The SIPC protection and the supplemental protection both do not apply to:

- Certain financial assets controlled by (and included in your account value) but held away from UBS Financial Services (e.g., certain (i) cash at UBS Bank USA, (ii) cash at UBS AG U.S. branches, (iii) insurance products, including variable annuities, and (iv) shares of mutual funds where such shares are registered directly in the name of the account holder on the books and records of the applicable issuer or transfer agent);
- Certain investment contracts or investment interests (e.g., limited partnerships and private placements) that are not registered under the Securities Act of 1933; and
- Commodities contracts (e.g., foreign exchange and precious metal contracts), including futures contracts and commodity option contracts.

The SIPC protection and the supplemental protection do not apply to these assets even if they otherwise appear on your statements. The SIPC protection and the supplemental protection do not protect against changes in the market value of your investments (whether as a result of market movement, issuer bankruptcy or otherwise).

More information is available upon request.

You may obtain more information about SIPC, including the SIPC Brochure, by contacting SIPC at 202-371-8300 or by visiting the SIPC website at www.sipc.org

Dividend Reinvestment Program (DRIP)

The price reflected is an average price. You may obtain the actual price from your Financial Advisor. Only whole shares are purchased under DRIP; partial shares will be sold and the cash will be deposited in your account. The dividend reinvestment price supplied by the issuer may differ from the market price at which the partial shares are sold.

Cash-in-lieu

Only whole units may be held in your account. If you are entitled to a partial unit as a result of a dividend payment or otherwise, the Firm will either sell partial units at market price or accept an amount determined by a registered clearing agency, and credit your account.

Investment objectives

The investment objectives and risk profile are specific to each account and may vary between your accounts. Please advise the Firm promptly in writing of any significant change in your financial situation or investment objectives. For each account held, you choose one of the following investment objectives:

- **Produce Current Income:** Investments seeking the generation of income only.
- **Achieve Capital Appreciation:** Investments seeking growth of principal rather than the generation of income.
- **Produce Combination of Income and Capital Appreciation:** Investments seeking both the generation of income and growth of principal.

Overall risk profiles

- **Conservative:** Seeks to maintain initial principal, with low risk and volatility to the account overall, even if that means the account does not generate significant income or returns and may not keep pace with inflation.
- **Moderate:** Willing to accept some risk to principal and tolerate some volatility to seek higher returns.
- **Aggressive:** Willing to accept high risk to principal and high volatility to seek high returns over time.
- **Investment Eligibility Consideration:** If selected, a portion of the portfolio for that account may include complex strategies, limited liquidity and greater volatility.

Statement "householding"

We may consolidate all related account statements with the same address in the same envelope, e.g. because they have owners who also maintain joint account relationships with other clients at the same address. If you prefer to receive individual statements mailed in separate envelopes, you may decline householding by calling your Financial Advisor.

Friendly account name

The Friendly account name is a customizable "nickname" chosen by you to assist you with your recordkeeping. It has no legal effect on your account. You can change your Friendly account names, through Online Services or by contacting your Financial Advisor.

Account overview

- **Value of your account/portfolio.** Net of assets and liabilities.
- **Assets.** Includes available cash balances, values for restricted security (est.), and Global Time Deposits, unrealized marks to market, and certain assets not held by the Firm. Does not include unpriced securities/assets at the end of the prior and current statement periods, or private investments, unvested stock options and exercisable stock options.
- **Liabilities.** Includes debit balances, outstanding margin loans, credit line, short account balances.
- **Cash/money balances.** Total of uninvested available cash balances, plus deposit balances at UBS Bank USA, UBS AG U.S. Branches and money market mutual fund sweep balances, at the close of the statement period. Non-commodity free credit balances in your account are not segregated from other balances and the Firm may use any of these funds in the ordinary course of its business. These funds are payable upon your demand. This total is included in the current period closing value.

Lending information

For detailed information on the Firm's lending practices and disclosures, refer to your Client Relationship

SDNY_GM_00023774

CONFIDENTIAL

EFTA_00134394

EFTA01276165

Important information about your statement (continued)

Agreement or Account Agreement and the General Terms and Conditions, UBS Statement of Credit Practices available in *Agreements and Disclosures* at www.ubs.com/accountdisclosures.

Your assets

Your statement itemizes securities and other assets held in the account at the end of the statement period. You may ask for delivery of fully paid securities at any time. You may receive securities used as loan collateral after paying any balance due on them. Any securities transferred to the Firm during the statement period are listed at market value as of the end of the statement period.

• **Cost basis.** In determining the cost basis of the securities included in this statement, where indicated with the number "1," UBS Financial Services has relied on information obtained from sources other than UBS Financial Services, including information from another firm or that you may have provided to your Financial Advisor. The Firm does not independently verify or guarantee the accuracy or validity of any information provided by sources other than UBS Financial Services. In addition, although UBS Financial Services generally updates this information as it is received, the Firm does not provide any assurances that the information under "Cost basis" and "Unrealized gain/loss" is accurate as of the date of this statement. As such, please do not rely on this information to make purchase or sale decisions, for tax purposes or otherwise. Accounts transferred to the Firm may reflect gain/loss information only for the period of time they are held at the Firm. More historical information can be added by your Financial Advisor.

• **Unrealized gains/losses.** When data is available, estimated unrealized gains/losses are calculated for individual security lots. The transaction data for individual lots may or may not reflect commissions, charges and/or security reorganization events. Dividend and other reinvestment lots and systematic purchase lots are each combined to display one averaged lot. The "Trade date" column presents the original transaction trade date.

• **Callable securities.** Bonds and preferred stock that the issuer calls for early redemption will be selected impartially by lot from among all securities of that issue held in our name or in nominee name for our clients. Call feature information is obtained from third parties and its accuracy is not guaranteed. Other call features may exist which could affect yield; complete information will be provided upon request.

• **Certificates of deposit (CDs).** CDs are FDIC insured up to \$250,000 in principal and accrued interest per depositor and per depository institution, in accordance with FDIC rules.

• **Price/value.** Prices displayed for securities and other products may be higher or lower than the price that you would actually receive in the market. Prices are obtained from various third party sources which we believe to be reliable, but we do not guarantee their accuracy.

– We generally use the closing price when available or the mean of the bid and ask prices for listed securities and options or only bid prices for OTC securities.

– Less actively traded securities may be priced using a valuation model or the most recent price we obtained and may not reflect an actual market price or value.

– Certain positions may appear without a price and will show as "price was not available" if we are unable to obtain a price for a security.

– Deposits or securities denominated in currencies other than U.S. dollars are reflected at the exchange rate as of the statement date.

– For certain securities trading in non-conforming denominations, price and quantity (face value) may have been adjusted to facilitate proper valuation. To obtain current quotations, when available, contact your Financial Advisor.

• Private investments and structured products.

Private investment securities (including direct participation program and real estate investment trust securities) and structured products are generally highly illiquid. Certain structured products have not been registered with the Securities and Exchange Commission or under any state securities laws. We provide estimated values for private investment securities and structured products for informational purposes only. Accuracy is not guaranteed.

– These values may differ substantially from prices, if any, at which a private investment security or structured product may be bought or sold and do not necessarily represent the value you may receive upon liquidation.

– Third party estimates of value are as of a certain date and are supplied to UBS Financial Services on a regular basis by an independent valuation firm.

– Issuer, general partner or sponsor estimated values, if any, are supplied to the Firm by the issuer, general partner or sponsor and may be calculated based on different information from that used by third parties to derive their estimated values.

– You can obtain additional information regarding the methodology used to determine the estimate of value and the date of the information that is the basis for the estimate by contacting your Financial Advisor.

– Third party estimated values may be reflected as "Not priced" in several situations: when an independent valuation firm has not supplied or is unable to assign a value, when we become aware that a material event has occurred that may call a previously reported value into question, or when a value would be highly speculative due to the nature of the security.

– When neither an issuer, general partner or sponsor estimated value nor a third-party estimated value is provided, the value of the security will be different from its purchase price.

– "Distributions to date" may include return of capital, income or both.

– "Original unit size" represents the initial offering price per unit and may not reflect your cost basis.

– DPP and unlisted REIT securities are not listed on a national securities exchange, and are generally

liquid and even if they can be sold, the price received may be less than the per share estimated value provided in the account statement.

• **Restricted securities.** Restricted securities generally are not currently eligible for public sale. UBS Financial Services uses the market price of the unrestricted stock of the same issuer as an imputed value for the restricted stock for purposes of this statement only. To the extent that restricted securities are eligible for sale, the value received may be substantially less than the imputed value shown.

• Est. (estimated) income, current yields and rates.

An estimate of annual income is based on current dividend and interest rates, assuming the securities will be held for one year from statement date or until maturity. This estimate is only a guideline; accuracy and continued income are not guaranteed.

– Estimated annual income and current yield for certain types of securities could include a return of principal or capital gains in which case the est. income (and current yield) would be overstated.

– Estimated annual income and current yield and the actual income and yield might be lower or higher than the estimated amounts.

– An estimate of annualized income (dividend and/or interest) divided by the current market value/average balance is based on the last dividend or interest payment made by the issuer and assumes the securities/deposits will be held for one year from the statement date or until maturity. Accuracy and continued yield are not guaranteed.

• **Assets not held by UBS Financial Services.** Certain assets are not held by the Firm and not within the Firm's possession or control. These assets are displayed on your statement for informational purposes only. Positions and values presented are provided by the issuing firm. UBS Financial Services is not responsible for this information and does not guarantee its accuracy. These assets are not protected by SIPC or the Firm's supplemental SIPC coverage.

• Revenue sharing and additional compensation.

– In addition to commissions on sales and 12b-1 fees received in connection with the distribution of mutual funds to our clients we and/or our affiliate receive revenue sharing payments from distributors and/or advisors of the mutual funds that we sell. These amounts are based on two different components:

(i) the amount of sales by UBS of a particular mutual fund family to our clients; and (ii) the asset value of a particular mutual fund family's shares held at the firm.

– We and our affiliate also receive networking and omnibus processing fees in consideration for transfer agent services that we provide to the mutual funds. These fees generally are paid from investor assets in the mutual fund and are a fixed dollar amount based on the number of accounts at the broker-dealer holding mutual funds of that fund family.

– In addition to commissions received in connection with the sale or distribution of annuity contracts and unit investment trust units to our clients, we and/or our affiliate receive revenue sharing compensation from many of the insurance companies underwriting the annuity contracts, affiliates of the insurance companies or sponsors of the unit investment trusts we distribute.

– Our affiliates also receive trading commissions and other compensation from mutual funds and insurance companies whose products we distribute.

– We receive an annual fee from UBS Bank USA and UBS AG Stamford Branch of up to \$25 per account sweeping to the banks under the UBS Bank Sweep Programs.

Activity

Information regarding commissions and other charges incurred in connection with the execution of trades, including option transactions has been included on confirmations previously furnished to you, and will be provided to you promptly on request.

Short selling

If you are engaged in short selling a security, you may incur a charge due to certain borrowing costs for that particular security.

Open orders

Regarding open or "good-till-cancelled" orders that were not executed by the statement date, open buy and sell stop orders are reduced by the amount of dividends or rights on an ex-dividends or ex-rights date unless instructed otherwise by you. You are responsible for orders that are executed due to your failure to cancel existing open orders.

Privacy

To obtain a copy of our current Client Privacy Notice, please contact your Financial Advisor or visit our website at www.ubs.com/privacypolicy.

UBS Financial Services is not a bank. The RMA, Business Services Account BSA and IRMA are brokerage accounts which provide access to banking services and products through arrangements with affiliated banks and other third-party banks, and provides access to insurance and annuity products issued by unaffiliated third-party insurance companies through insurance agency subsidiaries of UBS Financial Services Inc.

Investment, insurance, and annuity products:
Not FDIC insured • No bank guarantee • May lose value

RMA, Resource Management Account, Business Services Account BSA, IRMA and International Resource Management Account are registered service marks of UBS Financial Services Inc.

Visa Signature is a registered service mark of Visa International. UBS Visa Signature credit cards and UBS Visa debit cards are issued by UBS Bank USA with permission from Visa U.S.A. Incorporated.

UBS Financial Services Inc.

Rev. 201604

SDNY_GM_00023775

CONFIDENTIAL

EFTA_00134395

EFTA01276166



UBS Financial Services Inc.
Private Wealth Management
299 Park Avenue
25th Floor
New York NY 10171-0002

CNP70055918551016 Y1 0

Resource Management Account

October 2016

GHISLAINE MAXWELL
P.O. BOX 308
TEANECK NJ 07666-0308

Account name: GHISLAINE MAXWELL
Friendly account name: Indiv.Check/Car
Account number: [REDACTED]

Your Financial Advisor:
SCOTT STACKMAN/LYLE CASRIEL
Phone: [REDACTED]

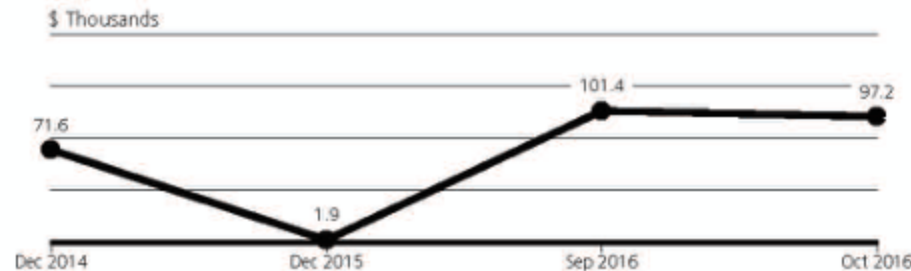
Questions about your statement?
Call your Financial Advisor or the
RMA ResourceLine at 800-RMA-1000,
account 029023576.

Visit our website:
www.ubs.com/financialservices

Value of your account

	on September 30 (\$)	on October 31 (\$)
Your assets	101,411.56	97,180.71
Your liabilities	0.00	0.00
Value of your account	\$101,411.56	\$97,180.71

Tracking the value of your account



Sources of your account growth during 2016

Value of your account at year end 2015	\$1,932.36
Net deposits and withdrawals	\$95,237.23
Your investment return:	
Dividend and interest income	\$11.12
Change in market value	\$0.00
Value of your account on Oct 31, 2016	\$97,180.71

CONFIDENTIAL



Your account balance sheet

Summary of your assets

	Value on October 31 (\$)	Percentage of your account
A Cash and money balances	97,180.71	100.00%
B Cash alternatives	0.00	0.00%
C Equities	0.00	0.00%
D Fixed income	0.00	0.00%
E Non-traditional	0.00	0.00%
F Commodities	0.00	0.00%
G Other	0.00	0.00%
Total assets	\$97,180.71	100.00%

Value of your account **\$97,180.71**

Your current asset allocation



► Cash and money balances may include available cash balances, UBS Bank USA deposit account balances, UBS AG Stamford Branch deposit account balances and money market mutual fund sweep balances. See the *Important information about your statement* on the last two pages of this statement for details about those balances.

Eye on the markets

Index	Percentage change	
	October 2016	Year to date
S&P 500	-1.82%	5.87%
Russell 3000	-2.16%	5.84%
MSCI - Europe, Australia & Far East	-2.04%	0.12%
Barclays Capital U.S. Aggregate Bond Index	-0.76%	4.99%

Interest rates on October 31, 2016

3-month Treasury bills: 0.35%
One-month LIBOR: 0.53%

CONFIDENTIAL



Change in the value of your account

	October 2016 (\$)	Year to date (\$)
Opening account value	\$101,411.56	\$1,932.36
Deposits, including investments transferred in	8,538.73	294,724.22
Withdrawals and fees, including investments transferred out	-12,771.14	-199,486.99
Dividend and interest income	1.56	11.12
Closing account value	\$97,180.71	\$97,180.71

Dividend and interest income earned

For purposes of this statement, taxability of interest and dividend income has been determined from a US tax reporting perspective. Based upon the residence of the account holder, account type, or product type, some interest and/or dividend payments may not be subject to United States (US) and/or Puerto Rico (PR) income taxes. The client monthly statement is not intended to be used and cannot be relied upon for tax purposes. Clients should refer to the applicable tax reporting forms they receive from UBS annually, such as the Forms 1099 and the Forms 480, for tax reporting information. It is the practice of UBS to file the applicable tax reporting forms with the US Internal Revenue Service and PR Treasury Department, and in such forms accurately classify dividends and/or interest as tax exempt or taxable income. Please consult your individual tax preparer.

	October 2016 (\$)	Year to date (\$)
Taxable interest	1.56	11.10
Total current year	\$1.56	\$11.10
Prior year adjustment	0.00	0.02
Total dividend & interest	\$1.56	\$11.12

Cash activity summary

See Account activity this month for details. Balances in your Sweep Options are included in the opening and closing balances value. FDIC insurance applies only to deposits at UBS Bank USA, not to deposits at UBS AG, Stamford Branch or bank deposits placed through the UBS International Deposit Account program. SIPC protection applies to money market sweep fund holdings but not bank deposits. See Important information about your statement on the last two pages of this document for details.

	October 2016 (\$)	Year to date (\$)
Opening balances	\$101,411.56	\$1,932.36
<i>Additions</i>		
Deposits and other funds credited	8,538.73	294,724.22
Dividend and interest income	1.56	11.12
Total additions	\$8,540.29	\$294,735.34
<i>Subtractions</i>		
Checks and bill payments	-9,682.47	-182,672.18
Card payments	-3,088.67	-4,116.99
Other funds debited	0.00	-12,697.82
Total subtractions	-\$12,771.14	-\$199,486.99
Net cash flow	-\$4,230.85	\$95,248.35
Closing balances	\$97,180.71	\$97,180.71

UBS Bank USA Deposit Account APY

Interest period Sep 8 - Oct 6

Opening UBS Bank USA Deposit balance Sep 8	\$115,352.63
Closing UBS Bank USA Deposit balance Oct 6	\$93,857.09
Number of days in interest period	29
Average daily balance	\$94,700.38
Interest earned	\$1.56
Annual percentage yield earned	0.02%

SDNY_GM_00023778

CNP70008005591857 NP7000190559 00006 1016 030575004 Y123576550 000000

Page 3 of 8

CONFIDENTIAL

EFTA_00134398

EFTA01276169



My Choice Rewards Points from UBS

Rewards points are reflected as of the 26th of the month or the prior business day if the 26th falls on a weekend/holiday. Rewards point activity details can be found on www.ubs.com/online/services

	October 2016	Year to date
Opening balance	5,510	4,279
Points earned	63	1,294
Closing balance	5,573	5,573

Your investment objectives:

You have identified the following investment objectives for this account. If you have questions about these objectives, disagree with them, or wish to change them, please contact your Financial Advisor or Branch Manager. You can find a full description of the alternative investment objectives in *Important information about your statement* at the end of this document.

Your return objective:

Current income & capital appreciation

Your risk profile:

Primary - Aggressive

Investment eligibility consideration - None selected

Your account instructions

- Your account cost basis default closing method is FIFO, First In, First Out.

CONFIDENTIAL



Your assets

Some prices, income and current values shown may be approximate. As a result, gains and losses may not be accurately reflected. See *Important information about your statement* at the end of this document for more information.

Cash

Cash and money balances

Cash and money balances may include available cash balances, UBS Bank USA deposit account balances, UBS AG Stamford Branch deposit account balances and money market mutual fund sweep balances.

UBS Bank USA deposit account balances are insured by the FDIC within applicable limits, but are not protected by SIPC. UBS AG Stamford Branch deposit account balances are not insured by FDIC and are not protected by SIPC. Money market sweep balances are protected by SIPC but are not insured by the FDIC. See the *Important information about your statement* at the end of this document for details about those balances.

Holding	Opening balance on Oct 1 (\$)	Closing balance on Oct 31 (\$)	Price per share on Oct 31 (\$)	Average rate	Dividend/Interest period	Days in period	Cap amount (\$)
UBS BANK USA DEP ACCT	101,411.56	97,180.71					250,000.00

Your total assets

		Value on Oct 31 (\$)	Percentage of your account	Cost basis (\$)	Estimated annual income (\$)	Unrealized gain or loss (\$)
Cash	Cash and money balances	97,180.71	100.00%	97,180.71		
Total		\$97,180.71	100.00%	\$97,180.71		

Account activity this month

	Date	Activity	Description	Amount (\$)
Deposits and other funds credited	Oct 5	Deposit	FEDERAL FUNDS DEPOSIT BY CHRISTIE'S INC. AT JPMORGAN CHASE BANK, N.A.	1,890.71
	Oct 12	Deposit	FEDERAL FUNDS DEPOSIT BY CHRISTIE'S INC. AT JPMORGAN CHASE BANK, N.A.	6,648.02
	Total deposits and other funds credited			\$8,538.73

	Date	Activity	Description	Amount (\$)
Dividend and interest income <i>Taxable interest</i>	Oct 7	Interest	UBS BANK USA DEPOSIT ACCOUNT AS OF 10/06/16	1.56

continued next page

SDNY_GM_00023780

CNP70008005591859 NP7000190559 00006 1016 030575004 Y123576550 000000

CONFIDENTIAL



	Minimum Payment Due	Payment Due Date	Credit line	Available Credit Line	Outstanding balance
UBS Visa Signature credit card(s) payment information for November 23, 2016	\$35.00	Nov 23, 2016	\$35,000.00	\$34,937.00	\$63.00

This credit card is enrolled in UBS Pay Credit Card feature and will automatically be paid from your account. Your payment is scheduled for November 20, 2016.

We provide this information on your UBS Visa Signature credit cards solely as a courtesy to you. The UBS Visa Signature credit card and account are issued by UBS Bank USA. UBS Bank USA sends you the official statement for this account and you should make your payment according to their instructions.

We do not include your outstanding credit card balance in the value of your account with UBS Financial Services Inc.

	Date	Activity	Description	Amount (\$)
Money balance activities	Sep 30	Balance forward		\$101,411.56
	Oct 4	Withdrawal	UBS BANK USA DEPOSIT ACCOUNT AS OF 10/03/16	-8,849.54
	Oct 5	Withdrawal	UBS BANK USA DEPOSIT ACCOUNT AS OF 10/04/16	-597.20
	Oct 6	Deposit	UBS BANK USA DEPOSIT ACCOUNT	1,890.71
	Oct 7	Deposit	UBS BANK USA DEPOSIT ACCOUNT AS OF 10/06/16	1.56
	Oct 11	Withdrawal	UBS BANK USA DEPOSIT ACCOUNT	-3,088.67
	Oct 12	Withdrawal	UBS BANK USA DEPOSIT ACCOUNT AS OF 10/11/16	-235.73
	Oct 13	Deposit	UBS BANK USA DEPOSIT ACCOUNT	6,648.02
	Oct 17	Withdrawal	UBS BANK USA DEPOSIT ACCOUNT AS OF 10/14/16	-38.00
	Oct 19	Deposit	UBS BANK USA DEPOSIT ACCOUNT	38.00
	Oct 31	Closing UBS Bank USA Deposit Account		\$97,180.71

The UBS Bank USA Deposit Account is your primary sweep option.

CONFIDENTIAL



Your notes

CONFIDENTIAL

Important information about your statement

LBS Financial Services Inc. (the Firm or UBS Financial Services), is a member of all principal security, commodity and options exchanges. UBS Financial Services and UBS Bank USA are indirect subsidiaries of UBS AG and affiliates of UBS Securities LLC. The Firm's financial statement is available upon request. The Firm's executive offices are at:

UBS Financial Services Inc.
1200 Harbor Boulevard
Weehawken, NJ 07086

This statement represents the only official record of your UBS Financial Services account. Other records, except official tax documents, containing conflicting data should not be relied upon. If you believe there is an error or omission, please report it immediately in writing to the Branch Manager of the office serving your account.

Although all figures shown are intended to be accurate, statement data should not be used for tax purposes. Rely solely on year-end tax forms, (i.e., Form 1099, 5498, 1042S, etc.) when preparing your tax return. The Firm is required by law to report to the IRS all taxable dividends, reportable non-taxable dividends and taxable interest earned on securities held in your account, net proceeds on sale transactions, and cost basis on certain covered securities.

Communications with the Firm

- Please re-confirm any oral communications in writing to further protect your rights, including your rights under the Securities Investor Protection Act (SIPA).
- If the financial institution on the top left of the front of this statement is not UBS Financial Services, UBS Financial Services carries your account as clearing broker by arrangement with the indicated institution. We informed you of this relationship when you opened this account. In this case, your funds and securities are located at UBS Financial Services and not the introducing broker, and you must make a report of any error or omission to **both** firms. As described in the account agreements, you must notify us of any errors or fraud involving checks reflected on your statement within 30 days after it was mailed or made available. All statements shall be deemed complete and accurate in all other respects if not objected to in writing within 60 days.
- Please direct customer complaints or inquiries to the Firm's Client Relations Department at 201-352-1699 or toll-free at 800-354-9103, 8:00 A.M. to 6:00 P.M. ET Monday through Friday, or in writing to UBS Financial Services Inc., Client Relations Department, P.O. Box 766 Union City, NJ 07087.
- In case of errors or questions about an electronic funds transfer (EFT), bill payment or UBS Visa® debit card transactions, call 800-762-1000, or write to UBS Financial Services Inc., 1000 Harbor Blvd., 6th floor, Weehawken, NJ 07086, Attn: RMA/BSA Services.

Call or write as soon as you can, if you think your statement or receipt is wrong or if you need more information about a transfer on the statement or receipt. The Firm or Card Issuer (as applicable) must hear from you no later than 60 days after the Firm

sent you the first statement on which the error or problem appeared.

- Provide your name and account number (if any).
- Describe the error or the transfer you are unsure about, and explain as clearly as you can why you believe it is an error or why you need more information.
- Provide the dollar amount of the suspected error.

The Firm or Card Issuer will investigate your complaint and will correct any error promptly. For alleged errors involving UBS Visa® debit card transactions, if we take more than 10 business days to do this, we will credit your account for the amount you think is in error, so that you will have the use of the money during the time it takes us to complete our investigation.

Please make all checks payable to the Firm or the financial institution indicated on the front of this statement. In addition to regular account fees, accounts may be subject to maintenance fees, charges for late payment for securities purchases and charges for unpaid amounts in cash accounts. Accounts that are transferred to other institutions may be subject to a transfer fee.

UBS Sweep Options

UBS offers options for sweeping cash balances, balances to bank deposits at UBS Bank USA and UBS AG Stamford branch (Bank Sweep Programs), money market mutual funds (Money Funds) and the International Deposit Account (IDA) for customers with an International Resource Management Account. Through the Bank Sweep Programs, cash balances are swept to UBS Bank USA up to an established limit and then to UBS AG Stamford Branch, or a Money Fund. Deposits at UBS Bank USA are FDIC insured in accordance with FDIC rules. For more information please visit www.fdic.gov. Deposits at UBS AG Stamford Branch and shares of Money Funds are not insured by the FDIC.

Through the IDA, available to cash balances are swept to deposit accounts at UBS AG New York Branch and UBS AG Cayman Branch. These deposits are not insured by the FDIC. Balances held at the UBS AG Cayman Branch are temporarily exposed to the sovereign risk of the Cayman Islands, and there is no guarantee or other obligation of UBS AG to repay the balances while on the UBS Cayman's Branch's books.

Deposits at UBS Bank USA and each UBS AG Branch are not protected by SIPC. Money Fund shares are protected by SIPC. See "UBS Financial Services Account Protection" below.

Upon your request, balances in the Bank Sweep Programs or IDA may be withdrawn, and shares of a Money Fund may be liquidated, and the proceeds returned to you or your securities account.

Further information about available sweep options, including current interest rates and yields, is available at www.ubs.com/sweepyield, from your Financial Advisor or by calling 800-762-1000.

UBS Financial Services account protection

The Firm is a member of the Securities Investor Protection

Corporation (SIPC), which protects securities accounts of its members up to \$500,000 (including \$250,000 for claims for cash). The SIPC asset protection limits apply to all accounts that you hold in a particular capacity. The Firm, together with certain affiliates, has also purchased supplemental protection. The maximum amount payable to all eligible clients, collectively under this protection is \$500 million as of December 10, 2015. Subject to the policy conditions and limitations, cash at the Firm is further protected for up to \$1.9 billion in the aggregate for all your accounts held in a particular capacity. A full copy of the policy wording is available upon request.

The SIPC protection and the supplemental protection both do not apply to:

- Certain financial assets controlled by (and included in your account value) but held away from UBS Financial Services (e.g., certain (i) cash at UBS Bank USA, (ii) cash at UBS AG U.S. branches, (iii) insurance products, including variable annuities, and (iv) shares of mutual funds where such shares are registered directly in the name of the account holder on the books and records of the applicable issuer or transfer agent);
- Certain investment contracts or investment interests (e.g., limited partnerships and private placements) that are not registered under the Securities Act of 1933; and
- Commodities contracts (e.g., foreign exchange and precious metal contracts), including futures contracts and commodity option contracts.

The SIPC protection and the supplemental protection do not apply to these assets even if they otherwise appear on your statements. The SIPC protection and the supplemental protection do not protect against changes in the market value of your investments (whether as a result of market movement, issuer bankruptcy or otherwise).

More information is available upon request.

You may obtain more information about SIPC, including the SIPC Brochure, by contacting SIPC at 202-371-8300 or by visiting the SIPC website at www.sipc.org

Dividend Reinvestment Program (DRIP)

The price reflected is an average price. You may obtain the actual price from your Financial Advisor. Only whole shares are purchased under DRIP; partial shares will be sold and the cash will be deposited in your account. The dividend reinvestment price supplied by the issuer may differ from the market price at which the partial shares are sold.

Cash-in-lieu

Only whole units may be held in your account. If you are entitled to a partial unit as a result of a dividend payment or otherwise, the Firm will either sell partial units at market price or accept an amount determined by a registered clearing agency, and credit your account.

Investment objectives

The investment objectives and risk profile are specific to each account and may vary between your accounts. Please advise the Firm promptly in writing of any significant change in your financial situation or investment objectives. For each account held, you choose one of the following investment objectives:

- **Produce Current Income:** Investments seeking the generation of income only.
- **Achieve Capital Appreciation:** Investments seeking growth of principal rather than the generation of income.
- **Produce Combination of Income and Capital Appreciation:** Investments seeking both the generation of income and growth of principal.

Overall risk profiles

- **Conservative:** Seeks to maintain initial principal, with low risk and volatility to the account overall, even if that means the account does not generate significant income or returns and may not keep pace with inflation.
- **Moderate:** Willing to accept some risk to principal and tolerate some volatility to seek higher returns.
- **Aggressive:** Willing to accept high risk to principal and high volatility to seek high returns over time.
- **Investment Eligibility Consideration:** If selected, a portion of the portfolio for that account may include complex strategies, limited liquidity and greater volatility.

Statement "householding"

We may consolidate all related account statements with the same address in the same envelope, e.g. because they have owners who also maintain joint account relationships with other clients at the same address. If you prefer to receive individual statements mailed in separate envelopes, you may decline householding by calling your Financial Advisor.

Friendly account name

The Friendly account name is a customizable "nickname" chosen by you to assist you with your recordkeeping. It has no legal effect on your account. You can change your Friendly account names, through Online Services or by contacting your Financial Advisor.

Account overview

- **Value of your account/portfolio.** Net of assets and liabilities.
- **Assets.** Includes available cash balances, values for restricted security (est.), and Global Time Deposits, unrealized marks to market, and certain assets not held by the Firm. Does not include unpriced securities/assets at the end of the prior and current statement periods, or private investments, unvested stock options and exercisable stock options.
- **Liabilities.** Includes debit balances, outstanding margin loans, credit line, short account balances.
- **Cash/money balances.** Total of uninvested available cash balances, plus deposit balances at UBS Bank USA, UBS AG U.S. Branches and money market mutual fund sweep balances, at the close of the statement period. Non-commodity free credit balances in your account are not segregated from other balances and the Firm may use any of these funds in the ordinary course of its business. These funds are payable upon your demand. This total is included in the current period closing value.

Lending information

For detailed information on the Firm's lending practices and disclosures, refer to your Client Relationship

SDNY_GM_00023784

CONFIDENTIAL

EFTA_00134404

EFTA01276175

Important information about your statement (continued)

Agreement or Account Agreement and the General Terms and Conditions, UBS Statement of Credit Practices available in *Agreements and Disclosures* at www.ubs.com/accountdisclosures.

Your assets

Your statement itemizes securities and other assets held in the account at the end of the statement period. You may ask for delivery of fully paid securities at any time. You may receive securities used as loan collateral after paying any balance due on them. Any securities transferred to the Firm during the statement period are listed at market value as of the end of the statement period.

• **Cost basis.** In determining the cost basis of the securities included in this statement, where indicated with the number "1," UBS Financial Services has relied on information obtained from sources other than UBS Financial Services, including information from another firm or that you may have provided to your Financial Advisor. The Firm does not independently verify or guarantee the accuracy or validity of any information provided by sources other than UBS Financial Services. In addition, although UBS Financial Services generally updates this information as it is received, the Firm does not provide any assurances that the information under "Cost basis" and "Unrealized gain/loss" is accurate as of the date of this statement. As such, please do not rely on this information to make purchase or sale decisions, for tax purposes or otherwise. Accounts transferred to the Firm may reflect gain/loss information only for the period of time they are held at the Firm. More historical information can be added by your Financial Advisor.

• **Unrealized gains/losses.** When data is available, estimated unrealized gains/losses are calculated for individual security lots. The transaction data for individual lots may or may not reflect commissions, charges and/or security reorganization events. Dividend and other reinvestment lots and systematic purchase lots are each combined to display one averaged lot. The "Trade date" column presents the original transaction trade date.

• **Callable securities.** Bonds and preferred stock that the issuer calls for early redemption will be selected impartially by lot from among all securities of that issue held in our name or in nominee name for our clients. Call feature information is obtained from third parties and its accuracy is not guaranteed. Other call features may exist which could affect yield; complete information will be provided upon request.

• **Certificates of deposit (CDs).** CDs are FDIC insured up to \$250,000 in principal and accrued interest per depositor and per depository institution, in accordance with FDIC rules.

• **Price/value.** Prices displayed for securities and other products may be higher or lower than the price that you would actually receive in the market. Prices are obtained from various third party sources which we believe to be reliable, but we do not guarantee their accuracy.

– We generally use the closing price when available or the mean of the bid and ask prices for listed securities and options or only bid prices for OTC securities.

– Less actively traded securities may be priced using a valuation model or the most recent price we obtained and may not reflect an actual market price or value.

– Certain positions may appear without a price and will show as "price was not available" if we are unable to obtain a price for a security.

– Deposits or securities denominated in currencies other than U.S. dollars are reflected at the exchange rate as of the statement date.

– For certain securities trading in non-conforming denominations, price and quantity (face value) may have been adjusted to facilitate proper valuation. To obtain current quotations, when available, contact your Financial Advisor.

• Private investments and structured products.

Private investment securities (including direct participation program and real estate investment trust securities) and structured products are generally highly illiquid. Certain structured products have not been registered with the Securities and Exchange Commission or under any state securities laws. We provide estimated values for private investment securities and structured products for informational purposes only. Accuracy is not guaranteed.

– These values may differ substantially from prices, if any, at which a private investment security or structured product may be bought or sold and do not necessarily represent the value you may receive upon liquidation.

– Third party estimates of value are as of a certain date and are supplied to UBS Financial Services on a regular basis by an independent valuation firm.

– Issuer, general partner or sponsor estimated values, if any, are supplied to the Firm by the issuer, general partner or sponsor and may be calculated based on different information from that used by third parties to derive their estimated values.

– You can obtain additional information regarding the methodology used to determine the estimate of value and the date of the information that is the basis for the estimate by contacting your Financial Advisor.

– Third party estimated values may be reflected as "Not priced" in several situations: when an independent valuation firm has not supplied or is unable to assign a value, when we become aware that a material event has occurred that may call a previously reported value into question, or when a value would be highly speculative due to the nature of the security.

– When neither an issuer, general partner or sponsor estimated value nor a third-party estimated value is provided, the value of the security will be different from its purchase price.

– "Distributions to date" may include return of capital, income or both.

– "Original unit size" represents the initial offering price per unit and may not reflect your cost basis.

– DPP and unlisted REIT securities are not listed on a national securities exchange, and are generally

liquid and even if they can be sold, the price received may be less than the per share estimated value provided in the account statement.

• **Restricted securities.** Restricted securities generally are not currently eligible for public sale. UBS Financial Services uses the market price of the unrestricted stock of the same issuer as an imputed value for the restricted stock for purposes of this statement only. To the extent that restricted securities are eligible for sale, the value received may be substantially less than the imputed value shown.

• Est. (estimated) income, current yields and rates.

An estimate of annual income is based on current dividend and interest rates, assuming the securities will be held for one year from statement date or until maturity. This estimate is only a guideline; accuracy and continued income are not guaranteed.

– Estimated annual income and current yield for certain types of securities could include a return of principal or capital gains in which case the est. income (and current yield) would be overstated.

– Estimated annual income and current yield and the actual income and yield might be lower or higher than the estimated amounts.

– An estimate of annualized income (dividend and/or interest) divided by the current market value/average balance is based on the last dividend or interest payment made by the issuer and assumes the securities/deposits will be held for one year from the statement date or until maturity. Accuracy and continued yield are not guaranteed.

• **Assets not held by UBS Financial Services.** Certain assets are not held by the Firm and not within the Firm's possession or control. These assets are displayed on your statement for informational purposes only. Positions and values presented are provided by the issuing firm. UBS Financial Services is not responsible for this information and does not guarantee its accuracy. These assets are not protected by SIPC or the Firm's supplemental SIPC coverage.

• Revenue sharing and additional compensation.

– In addition to commissions on sales and 12b-1 fees received in connection with the distribution of mutual funds to our clients we and/or our affiliate receive revenue sharing payments from distributors and/or advisors of the mutual funds that we sell. These amounts are based on two different components: (i) the amount of sales by UBS of a particular mutual fund family to our clients; and (ii) the asset value of a particular mutual fund family's shares held at the firm.

– We and our affiliate also receive networking and omnibus processing fees in consideration for transfer agent services that we provide to the mutual funds. These fees generally are paid from investor assets in the mutual fund and are a fixed dollar amount based on the number of accounts at the broker-dealer holding mutual funds of that fund family.

– In addition to commissions received in connection with the sale or distribution of annuity contracts and unit investment trust units to our clients, we and/or our affiliate receive revenue sharing compensation from many of the insurance companies underwriting the annuity contracts, affiliates of the insurance companies or sponsors of the unit investment trusts we distribute.

– Our affiliates also receive trading commissions and other compensation from mutual funds and insurance companies whose products we distribute.

– We receive an annual fee from UBS Bank USA and UBS AG Stamford Branch of up to \$25 per account sweeping to the banks under the UBS Bank Sweep Programs.

Activity

Information regarding commissions and other charges incurred in connection with the execution of trades, including option transactions has been included on confirmations previously furnished to you, and will be provided to you promptly on request.

Short selling

If you are engaged in short selling a security, you may incur a charge due to certain borrowing costs for that particular security.

Open orders

Regarding open or "good-till-cancelled" orders that were not executed by the statement date, open buy and sell stop orders are reduced by the amount of dividends or rights on an ex-dividends or ex-rights date unless instructed otherwise by you. You are responsible for orders that are executed due to your failure to cancel existing open orders.

Privacy

To obtain a copy of our current Client Privacy Notice, please contact your Financial Advisor or visit our website at www.ubs.com/privacypolicy.

UBS Financial Services is not a bank. The RMA, Business Services Account BSA and IRMA are brokerage accounts which provide access to banking services and products through arrangements with affiliated banks and other third-party banks, and provides access to insurance and annuity products issued by unaffiliated third-party insurance companies through insurance agency subsidiaries of UBS Financial Services Inc.

Investment, insurance, and annuity products:
Not FDIC insured • No bank guarantee • May lose value

RMA, Resource Management Account, Business Services Account BSA, IRMA and International Resource Management Account are registered service marks of UBS Financial Services Inc.

Visa Signature is a registered service mark of Visa International. UBS Visa Signature credit cards and UBS Visa debit cards are issued by UBS Bank USA with permission from Visa U.S.A. Incorporated.

UBS Financial Services Inc.

Rev. 201604

SDNY_GM_00023785

CONFIDENTIAL

EFTA_00134405

EFTA01276176



UBS Financial Services Inc.
Private Wealth Management
299 Park Avenue
25th Floor
New York NY 10171-0002

CNP7005535561 1116.X135.Y1 0

Resource Management Account

November 2016

GHISLAINE MAXWELL
P.O. BOX 308
TEANECK NJ 07666-0308

Account name: GHISLAINE MAXWELL
Friendly account name: Indiv.Check/Car
Account number: [REDACTED]

Your Financial Advisor:
SCOTT STACKMAN/LYLE CASRIEL
Phone: [REDACTED]

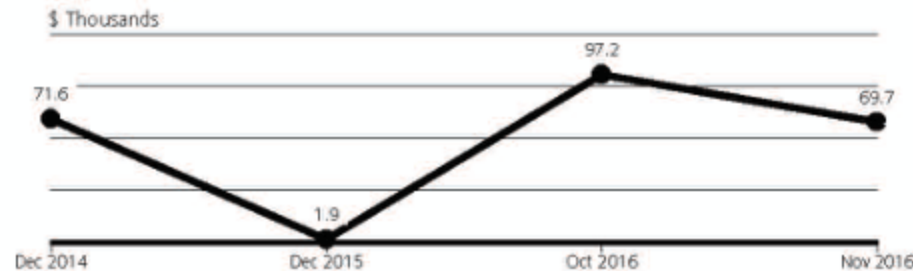
Questions about your statement?
Call your Financial Advisor or the
RMA ResourceLine at 800-RMA-1000,
account 029023576.

Visit our website:
www.ubs.com/financialservices

Value of your account

	on October 31 (\$)	on November 30 (\$)
Your assets	97,180.71	69,703.41
Your liabilities	0.00	0.00
Value of your account	\$97,180.71	\$69,703.41

Tracking the value of your account



Sources of your account growth during 2016

Value of your account at year end 2015	\$1,932.36
Net deposits and withdrawals	\$67,758.39
Your investment return:	
Dividend and interest income	\$12.66
Change in market value	\$0.00
Value of your account on Nov 30, 2016	\$69,703.41

CONFIDENTIAL



Your account balance sheet

Summary of your assets

	Value on November 30 (\$)	Percentage of your account
A Cash and money balances	69,703.41	100.00%
B Cash alternatives	0.00	0.00%
C Equities	0.00	0.00%
D Fixed income	0.00	0.00%
E Non-traditional	0.00	0.00%
F Commodities	0.00	0.00%
G Other	0.00	0.00%
Total assets	\$69,703.41	100.00%

Value of your account **\$69,703.41**

Your current asset allocation



► Cash and money balances may include available cash balances, UBS Bank USA deposit account balances, UBS AG Stamford Branch deposit account balances and money market mutual fund sweep balances. See the *Important information about your statement* on the last two pages of this statement for details about those balances.

Eye on the markets

Index	Percentage change	
	November 2016	Year to date
S&P 500	3.70%	9.79%
Russell 3000	4.48%	10.58%
MSCI - Europe, Australia & Far East	-1.98%	-1.86%
Barclays Capital U.S. Aggregate Bond Index	-2.37%	2.50%

Interest rates on November 30, 2016

3-month Treasury bills: 0.48%
One-month LIBOR: 0.62%

CONFIDENTIAL



Change in the value of your account

	November 2016 (\$)	Year to date (\$)
Opening account value	\$97,180.71	\$1,932.36
Deposits, including investments transferred in	1,000.13	295,724.35
Withdrawals and fees, including investments transferred out	-28,478.97	-227,965.96
Dividend and interest income	1.54	12.66
Closing account value	\$69,703.41	\$69,703.41

Dividend and interest income earned

For purposes of this statement, taxability of interest and dividend income has been determined from a US tax reporting perspective. Based upon the residence of the account holder, account type, or product type, some interest and/or dividend payments may not be subject to United States (US) and/or Puerto Rico (PR) income taxes. The client monthly statement is not intended to be used and cannot be relied upon for tax purposes. Clients should refer to the applicable tax reporting forms they receive from UBS annually, such as the Forms 1099 and the Forms 480, for tax reporting information. It is the practice of UBS to file the applicable tax reporting forms with the US Internal Revenue Service and PR Treasury Department, and in such forms accurately classify dividends and/or interest as tax exempt or taxable income. Please consult your individual tax preparer.

	November 2016 (\$)	Year to date (\$)
Taxable interest	1.54	12.64
Total current year	\$1.54	\$12.64
Prior year adjustment	0.00	0.02
Total dividend & interest	\$1.54	\$12.66

Cash activity summary

See *Account activity this month* for details. Balances in your Sweep Options are included in the opening and closing balances value. FDIC insurance applies only to deposits at UBS Bank USA, not to deposits at UBS AG, Stamford Branch or bank deposits placed through the UBS International Deposit Account program. SIPC protection applies to money market sweep fund holdings but not bank deposits. See *Important information about your statement* on the last two pages of this document for details.

	November 2016 (\$)	Year to date (\$)
Opening balances	\$97,180.71	\$1,932.36
<i>Additions</i>		
Deposits and other funds credited	1,000.13	295,724.35
Dividend and interest income	1.54	12.66
Total additions	\$1,001.67	\$295,737.01
<i>Subtractions</i>		
Checks and bill payments	-15,903.97	-198,576.15
Card payments	-63.00	-4,179.99
Other funds debited	-12,512.00	-25,209.82
Total subtractions	-\$28,478.97	-\$227,965.96
Net cash flow	-\$27,477.30	\$67,771.05
Closing balances	\$69,703.41	\$69,703.41

UBS Bank USA Deposit Account APY

Interest period Oct 7 - Nov 6

Opening UBS Bank USA Deposit balance Oct 7	\$93,857.09
Closing UBS Bank USA Deposit balance Nov 6	\$83,120.08
Number of days in interest period	31
Average daily balance	\$94,483.08
Interest earned	\$1.54
Annual percentage yield earned	0.02%

SDNY_GM_00023788

CNP70008005535563 NP7000185219 00006 1116 030575004 Y123576550 101010

Page 3 of 8

CONFIDENTIAL

EFTA_00134408

EFTA01276179



My Choice Rewards Points from UBS

Rewards points are reflected as of the 26th of the month or the prior business day if the 26th falls on a weekend/holiday. Rewards point activity details can be found on www.ubs.com/online services

	November 2016	Year to date
Opening balance	5,573	4,279
Points earned	0	1,294
Closing balance	5,573	5,573

Your investment objectives:

You have identified the following investment objectives for this account. If you have questions about these objectives, disagree with them, or wish to change them, please contact your Financial Advisor or Branch Manager. You can find a full description of the alternative investment objectives in *Important information about your statement* at the end of this document.

Your return objective:

Current income & capital appreciation

Your risk profile:

Primary - Aggressive

Investment eligibility consideration - None selected

Your account instructions

- Your account cost basis default closing method is FIFO, First In, First Out.

CONFIDENTIAL



Your assets

Some prices, income and current values shown may be approximate. As a result, gains and losses may not be accurately reflected. See *Important information about your statement* at the end of this document for more information.

Cash

Cash and money balances

Cash and money balances may include available cash balances, UBS Bank USA deposit account balances, UBS AG Stamford Branch deposit account balances and money market mutual fund sweep balances.

UBS Bank USA deposit account balances are insured by the FDIC within applicable limits, but are not protected by SIPC. UBS AG Stamford Branch deposit account balances are not insured by FDIC and are not protected by SIPC. Money market sweep balances are protected by SIPC but are not insured by the FDIC. See the *Important information about your statement* at the end of this document for details about those balances.

Holding	Opening balance on Nov 1 (\$)	Closing balance on Nov 30 (\$)	Price per share on Nov 30 (\$)	Average rate	Dividend/Interest period	Days in period	Cap amount (\$)
UBS BANK USA DEP ACCT	97,180.71	69,703.41					250,000.00

Your total assets

		Value on Nov 30 (\$)	Percentage of your account	Cost basis (\$)	Estimated annual income (\$)	Unrealized gain or loss (\$)
Cash	Cash and money balances	69,703.41	100.00%	69,703.41		
Total		\$69,703.41	100.00%	\$69,703.41		

Account activity this month

	Date	Activity	Description	Amount (\$)
Deposits and other funds credited	Nov 9	Transfer	JOURNAL FROM Y1 28704 EDGARLEY, LLC	1,000.13
	Total deposits and other funds credited			\$1,000.13
Dividend and interest income				
<i>Taxable interest</i>	Nov 7	Interest	UBS BANK USA DEPOSIT ACCOUNT AS OF 11/04/16	1.54
	Total taxable interest			\$1.54
	Total dividend and interest income			\$1.54

CONFIDENTIAL



Account activity this month (continued)

	Date	Activity	Description	Amount (\$)
Bill payments	Nov 2	Withdrawal	ACH WITHDRAWAL UNITEDHEALTHONE	-556.98
	Nov 2	Withdrawal	ACH WITHDRAWAL UNITEDHEALTHONE	-40.22
	Nov 3	Withdrawal	ACH WITHDRAWAL AMEX EPAYMENT	-13,464.97
	Nov 9	Withdrawal	ACH WITHDRAWAL Saks Retail	-1,841.80
Total bill payments				-\$15,903.97

	Date	Description	Amount (\$)
Card payments	Nov 18	CREDIT CARD PAYMENT	-63.00
Total card payments			-\$63.00

	Minimum Payment Due	Payment Due Date	Credit line	Available Credit Line	Outstanding balance
UBS Visa Signature credit card(s) payment information	\$0.00		\$35,000.00	\$35,000.00	\$0.00

This credit card is enrolled in UBS Pay Credit Card feature and will automatically be paid from your account. Your payment is scheduled for December 20, 2016

We provide this information on your UBS Visa Signature credit cards solely as a courtesy to you. The UBS Visa Signature credit card and account are issued by UBS Bank USA. UBS Bank USA sends you the official statement for this account and you should make your payment according to their instructions.

We do not include your outstanding credit card balance in the value of your account with UBS Financial Services Inc.

	Date	Activity	Description	Amount (\$)
Other funds debited	Nov 8	Withdrawal	FEDERAL FUNDS TO Morgan Manhattan AT JPMORGAN CHASE BANK, NA	-3,477.00
	Nov 21	Withdrawal	FEDERAL FUNDS TO Morgan Manhattan AT JPMORGAN CHASE BANK, NA	-9,035.00
Total other funds debited				-\$12,512.00

	Date	Activity	Description	Amount (\$)
Money balance activities	Oct 31	Balance forward		\$97,180.71
	Nov 3	Withdrawal	UBS BANK USA DEPOSIT ACCOUNT AS OF 11/02/16	-597.20
	Nov 4	Withdrawal	UBS BANK USA DEPOSIT ACCOUNT AS OF 11/03/16	-13,464.97
	Nov 7	Deposit	UBS BANK USA DEPOSIT ACCOUNT AS OF 11/04/16	1.54
	Nov 9	Withdrawal	UBS BANK USA DEPOSIT ACCOUNT AS OF 11/08/16	-3,477.00
	Nov 10	Withdrawal	UBS BANK USA DEPOSIT ACCOUNT AS OF 11/09/16	-841.67

continued next page

CONFIDENTIAL



Account activity this month (continued)

	Date	Activity	Description	Amount (\$)
Money balance activities (continued)	Nov 21	Withdrawal	UBS BANK USA DEPOSIT ACCOUNT AS OF 11/18/16	-63.00
	Nov 22	Withdrawal	UBS BANK USA DEPOSIT ACCOUNT AS OF 11/21/16	-9,035.00
	Nov 30	Closing UBS Bank USA Deposit Account		\$69,703.41

The UBS Bank USA Deposit Account is your primary sweep option.

CONFIDENTIAL



Your notes

CONFIDENTIAL

Important information about your statement

LBS Financial Services Inc. (the Firm or UBS Financial Services), is a member of all principal security, commodity and options exchanges. UBS Financial Services and UBS Bank USA are indirect subsidiaries of UBS AG and affiliates of UBS Securities LLC. The Firm's financial statement is available upon request. The Firm's executive offices are at:

UBS Financial Services Inc.
1200 Harbor Boulevard
Weehawken, NJ 07086

This statement represents the only official record of your UBS Financial Services account. Other records, except official tax documents, containing conflicting data should not be relied upon. If you believe there is an error or omission, please report it immediately in writing to the Branch Manager of the office serving your account.

Although all figures shown are intended to be accurate, statement data should not be used for tax purposes. Rely solely on year-end tax forms, (i.e., Form 1099, 5498, 1042S, etc.) when preparing your tax return. The Firm is required by law to report to the IRS all taxable dividends, reportable non-taxable dividends and taxable interest earned on securities held in your account, net proceeds on sale transactions, and cost basis on certain covered securities.

Communications with the Firm

- Please re-confirm any oral communications in writing to further protect your rights, including your rights under the Securities Investor Protection Act (SIPA).
- If the financial institution on the top left of the front of this statement is not UBS Financial Services, UBS Financial Services carries your account as clearing broker by arrangement with the indicated institution. We informed you of this relationship when you opened this account. In this case, your funds and securities are located at UBS Financial Services and not the introducing broker, and you must make a report of any error or omission to **both** firms. As described in the account agreements, you must notify us of any errors or fraud involving checks reflected on your statement within 30 days after it was mailed or made available. All statements shall be deemed complete and accurate in all other respects if not objected to in writing within 60 days.
- Please direct customer complaints or inquiries to the Firm's Client Relations Department at 201-352-1699 or toll-free at 800-354-9103, 8:00 A.M. to 6:00 P.M. ET Monday through Friday, or in writing to UBS Financial Services Inc., Client Relations Department, P.O. Box 766 Union City, NJ 07087.
- In case of errors or questions about an electronic funds transfer (EFT), bill payment or UBS Visa® debit card transactions, call 800-762-1000, or write to UBS Financial Services Inc., 1000 Harbor Blvd., 6th floor, Weehawken, NJ 07086, Attn: RMA/BSA Services.

Call or write as soon as you can, if you think your statement or receipt is wrong or if you need more information about a transfer on the statement or receipt. The Firm or Card Issuer (as applicable) must hear from you no later than 60 days after the Firm

sent you the first statement on which the error or problem appeared.

- Provide your name and account number (if any).
- Describe the error or the transfer you are unsure about, and explain as clearly as you can why you believe it is an error or why you need more information.
- Provide the dollar amount of the suspected error.

The Firm or Card Issuer will investigate your complaint and will correct any error promptly. For alleged errors involving UBS Visa® debit card transactions, if we take more than 10 business days to do this, we will credit your account for the amount you think is in error, so that you will have the use of the money during the time it takes us to complete our investigation.

Please make all checks payable to the Firm or the financial institution indicated on the front of this statement. In addition to regular account fees, accounts may be subject to maintenance fees, charges for late payment for securities purchases and charges for unpaid amounts in cash accounts. Accounts that are transferred to other institutions may be subject to a transfer fee.

UBS Sweep Options

UBS offers options for sweeping cash balances, balances to bank deposits at UBS Bank USA and UBS AG Stamford branch (Bank Sweep Programs), money market mutual funds (Money Funds) and the International Deposit Account (IDA) for customers with an International Resource Management Account. Through the Bank Sweep Programs, cash balances are swept to UBS Bank USA up to an established limit and then to UBS AG Stamford Branch, or a Money Fund. Deposits at UBS Bank USA are FDIC insured in accordance with FDIC rules. For more information please visit www.fdic.gov. Deposits at UBS AG Stamford Branch and shares of Money Funds are not insured by the FDIC.

Through the IDA, available to cash balances are swept to deposit accounts at UBS AG New York Branch and UBS AG Cayman Branch. These deposits are not insured by the FDIC. Balances held at the UBS AG Cayman Branch are temporarily exposed to the sovereign risk of the Cayman Islands, and there is no guarantee or other obligation of UBS AG to repay the balances while on the UBS Cayman's Branch's books.

Deposits at UBS Bank USA and each UBS AG Branch are not protected by SIPC. Money Fund shares are protected by SIPC. See "UBS Financial Services Account Protection" below.

Upon your request, balances in the Bank Sweep Programs or IDA may be withdrawn, and shares of a Money Fund may be liquidated, and the proceeds returned to you or your securities account.

Further information about available sweep options, including current interest rates and yields, is available at www.ubs.com/sweepyield, from your Financial Advisor or by calling 800-762-1000.

UBS Financial Services account protection

The Firm is a member of the Securities Investor Protection

Corporation (SIPC), which protects securities accounts of its members up to \$500,000 (including \$250,000 for claims for cash). The SIPC asset protection limits apply to all accounts that you hold in a particular capacity. The Firm, together with certain affiliates, has also purchased supplemental protection. The maximum amount payable to all eligible clients, collectively under this protection is \$500 million as of December 10, 2015. Subject to the policy conditions and limitations, cash at the Firm is further protected for up to \$1.9 million in the aggregate for all your accounts held in a particular capacity. A full copy of the policy wording is available upon request.

The SIPC protection and the supplemental protection both do not apply to:

- Certain financial assets controlled by (and included in your account value) but held away from UBS Financial Services (e.g., certain (i) cash at UBS Bank USA, (ii) cash at UBS AG U.S. branches, (iii) insurance products, including variable annuities, and (iv) shares of mutual funds where such shares are registered directly in the name of the account holder on the books and records of the applicable issuer or transfer agent);
- Certain investment contracts or investment interests (e.g., limited partnerships and private placements) that are not registered under the Securities Act of 1933; and
- Commodities contracts (e.g., foreign exchange and precious metal contracts), including futures contracts and commodity option contracts.

The SIPC protection and the supplemental protection do not apply to these assets even if they otherwise appear on your statements. The SIPC protection and the supplemental protection do not protect against changes in the market value of your investments (whether as a result of market movement, issuer bankruptcy or otherwise).

More information is available upon request.

You may obtain more information about SIPC, including the SIPC Brochure, by contacting SIPC at 202-371-8300 or by visiting the SIPC website at www.sipc.org

Dividend Reinvestment Program (DRIP)

The price reflected is an average price. You may obtain the actual price from your Financial Advisor. Only whole shares are purchased under DRIP; partial shares will be sold and the cash will be deposited in your account. The dividend reinvestment price supplied by the issuer may differ from the market price at which the partial shares are sold.

Cash-in-lieu

Only whole units may be held in your account. If you are entitled to a partial unit as a result of a dividend payment or otherwise, the Firm will either sell partial units at market price or accept an amount determined by a registered clearing agency, and credit your account.

Investment objectives

The investment objectives and risk profile are specific to each account and may vary between your accounts. Please advise the Firm promptly in writing of any significant change in your financial situation or investment objectives. For each account held, you choose one of the following investment objectives:

- **Produce Current Income:** Investments seeking the generation of income only.
- **Achieve Capital Appreciation:** Investments seeking growth of principal rather than the generation of income.
- **Produce Combination of Income and Capital Appreciation:** Investments seeking both the generation of income and growth of principal.

Overall risk profiles

- **Conservative:** Seeks to maintain initial principal, with low risk and volatility to the account overall, even if that means the account does not generate significant income or returns and may not keep pace with inflation.
- **Moderate:** Willing to accept some risk to principal and tolerate some volatility to seek higher returns.
- **Aggressive:** Willing to accept high risk to principal and high volatility to seek high returns over time.
- **Investment Eligibility Consideration:** If selected, a portion of the portfolio for that account may include complex strategies, limited liquidity and greater volatility.

Statement "householding"

We may consolidate all related account statements with the same address in the same envelope, e.g. because they have owners who also maintain joint account relationships with other clients at the same address. If you prefer to receive individual statements mailed in separate envelopes, you may decline householding by calling your Financial Advisor.

Friendly account name

The Friendly account name is a customizable "nickname" chosen by you to assist you with your recordkeeping. It has no legal effect on your account. You can change your Friendly account names, through Online Services or by contacting your Financial Advisor.

Account overview

- **Value of your account/portfolio.** Net of assets and liabilities.
- **Assets.** Includes available cash balances, values for restricted security (est.), and Global Time Deposits, unrealized marks to market, and certain assets not held by the Firm. Does not include unpriced securities/assets at the end of the prior and current statement periods, or private investments, unvested stock options and exercisable stock options.
- **Liabilities.** Includes debit balances, outstanding margin loans, credit line, short account balances.
- **Cash/money balances.** Total of uninvested available cash balances, plus deposit balances at UBS Bank USA, UBS AG U.S. Branches and money market mutual fund sweep balances, at the close of the statement period. Non-commodity free credit balances in your account are not segregated from other balances and the Firm may use any of these funds in the ordinary course of its business. These funds are payable upon your demand. This total is included in the current period closing value.

Lending information

For detailed information on the Firm's lending practices and disclosures, refer to your Client Relationship

SDNY_GM_00023794

CONFIDENTIAL

EFTA_00134414

EFTA01276185

Important information about your statement (continued)

Agreement or Account Agreement and the General Terms and Conditions, UBS Statement of Credit Practices available in *Agreements and Disclosures* at www.ubs.com/accountdisclosures.

Your assets

Your statement itemizes securities and other assets held in the account at the end of the statement period. You may ask for delivery of fully paid securities at any time. You may receive securities used as loan collateral after paying any balance due on them. Any securities transferred to the Firm during the statement period are listed at market value as of the end of the statement period.

• **Cost basis.** In determining the cost basis of the securities included in this statement, where indicated with the number "1," UBS Financial Services has relied on information obtained from sources other than UBS Financial Services, including information from another firm or that you may have provided to your Financial Advisor. The Firm does not independently verify or guarantee the accuracy or validity of any information provided by sources other than UBS Financial Services. In addition, although UBS Financial Services generally updates this information as it is received, the Firm does not provide any assurances that the information under "Cost basis" and "Unrealized gain/loss" is accurate as of the date of this statement. As such, please do not rely on this information to make purchase or sale decisions, for tax purposes or otherwise. Accounts transferred to the Firm may reflect gain/loss information only for the period of time they are held at the Firm. More historical information can be added by your Financial Advisor.

• **Unrealized gains/losses.** When data is available, estimated unrealized gains/losses are calculated for individual security lots. The transaction data for individual lots may or may not reflect commissions, charges and/or security reorganization events. Dividend and other reinvestment lots and systematic purchase lots are each combined to display one averaged lot. The "Trade date" column presents the original transaction trade date.

• **Callable securities.** Bonds and preferred stock that the issuer calls for early redemption will be selected impartially by lot from among all securities of that issue held in our name or in nominee name for our clients. Call feature information is obtained from third parties and its accuracy is not guaranteed. Other call features may exist which could affect yield; complete information will be provided upon request.

• **Certificates of deposit (CDs).** CDs are FDIC insured up to \$250,000 in principal and accrued interest per depositor and per depository institution, in accordance with FDIC rules.

• **Price/value.** Prices displayed for securities and other products may be higher or lower than the price that you would actually receive in the market. Prices are obtained from various third party sources which we believe to be reliable, but we do not guarantee their accuracy.

– We generally use the closing price when available or the mean of the bid and ask prices for listed securities and options or only bid prices for OTC securities.

– Less actively traded securities may be priced using a valuation model or the most recent price we obtained and may not reflect an actual market price or value.

– Certain positions may appear without a price and will show as "price was not available" if we are unable to obtain a price for a security.

– Deposits or securities denominated in currencies other than U.S. dollars are reflected at the exchange rate as of the statement date.

– For certain securities trading in non-conforming denominations, price and quantity (face value) may have been adjusted to facilitate proper valuation. To obtain current quotations, when available, contact your Financial Advisor.

• Private investments and structured products.

Private investment securities (including direct participation program and real estate investment trust securities) and structured products are generally highly illiquid. Certain structured products have not been registered with the Securities and Exchange Commission or under any state securities laws. We provide estimated values for private investment securities and structured products for informational purposes only. Accuracy is not guaranteed.

– These values may differ substantially from prices, if any, at which a private investment security or structured product may be bought or sold and do not necessarily represent the value you may receive upon liquidation.

– Third party estimates of value are as of a certain date and are supplied to UBS Financial Services on a regular basis by an independent valuation firm.

– Issuer, general partner or sponsor estimated values, if any, are supplied to the Firm by the issuer, general partner or sponsor and may be calculated based on different information from that used by third parties to derive their estimated values.

– You can obtain additional information regarding the methodology used to determine the estimate of value and the date of the information that is the basis for the estimate by contacting your Financial Advisor.

– Third party estimated values may be reflected as "Not priced" in several situations: when an independent valuation firm has not supplied or is unable to assign a value, when we become aware that a material event has occurred that may call a previously reported value into question, or when a value would be highly speculative due to the nature of the security.

– When neither an issuer, general partner or sponsor estimated value nor a third-party estimated value is provided, the value of the security will be different from its purchase price.

– "Distributions to date" may include return of capital, income or both.

– "Original unit size" represents the initial offering price per unit and may not reflect your cost basis.

– DPP and unlisted REIT securities are not listed on a national securities exchange, and are generally

liquid and even if they can be sold, the price received may be less than the per share estimated value provided in the account statement.

• **Restricted securities.** Restricted securities generally are not currently eligible for public sale. UBS Financial Services uses the market price of the unrestricted stock of the same issuer as an imputed value for the restricted stock for purposes of this statement only. To the extent that restricted securities are eligible for sale, the value received may be substantially less than the imputed value shown.

• Est. (estimated) income, current yields and rates.

An estimate of annual income is based on current dividend and interest rates, assuming the securities will be held for one year from statement date or until maturity. This estimate is only a guideline; accuracy and continued income are not guaranteed.

– Estimated annual income and current yield for certain types of securities could include a return of principal or capital gains in which case the est. income (and current yield) would be overstated.

– Estimated annual income and current yield and the actual income and yield might be lower or higher than the estimated amounts.

– An estimate of annualized income (dividend and/or interest) divided by the current market value/average balance is based on the last dividend or interest payment made by the issuer and assumes the securities/deposits will be held for one year from the statement date or until maturity. Accuracy and continued yield are not guaranteed.

• **Assets not held by UBS Financial Services.** Certain assets are not held by the Firm and not within the Firm's possession or control. These assets are displayed on your statement for informational purposes only. Positions and values presented are provided by the issuing firm. UBS Financial Services is not responsible for this information and does not guarantee its accuracy. These assets are not protected by SIPC or the Firm's supplemental SIPC coverage.

• Revenue sharing and additional compensation.

– In addition to commissions on sales and 12b-1 fees received in connection with the distribution of mutual funds to our clients we and/or our affiliate receive revenue sharing payments from distributors and/or advisors of the mutual funds that we sell. These amounts are based on two different components:

(i) the amount of sales by UBS of a particular mutual fund family to our clients; and (ii) the asset value of a particular mutual fund family's shares held at the firm.

– We and our affiliate also receive networking and omnibus processing fees in consideration for transfer agent services that we provide to the mutual funds. These fees generally are paid from investor assets in the mutual fund and are a fixed dollar amount based on the number of accounts at the broker-dealer holding mutual funds of that fund family.

– In addition to commissions received in connection with the sale or distribution of annuity contracts and unit investment trust units to our clients, we and/or our affiliate receive revenue sharing compensation from many of the insurance companies underwriting the annuity contracts, affiliates of the insurance companies or sponsors of the unit investment trusts we distribute.

– Our affiliates also receive trading commissions and other compensation from mutual funds and insurance companies whose products we distribute.

– We receive an annual fee from UBS Bank USA and UBS AG Stamford Branch of up to \$25 per account sweeping to the banks under the UBS Bank Sweep Programs.

Activity

Information regarding commissions and other charges incurred in connection with the execution of trades, including option transactions has been included on confirmations previously furnished to you, and will be provided to you promptly on request.

Short selling

If you are engaged in short selling a security, you may incur a charge due to certain borrowing costs for that particular security.

Open orders

Regarding open or "good-till-cancelled" orders that were not executed by the statement date, open buy and sell stop orders are reduced by the amount of dividends or rights on an ex-dividends or ex-rights date unless instructed otherwise by you. You are responsible for orders that are executed due to your failure to cancel existing open orders.

Privacy

To obtain a copy of our current Client Privacy Notice, please contact your Financial Advisor or visit our website at www.ubs.com/privacy-policy.

UBS Financial Services is not a bank. The RMA, Business Services Account BSA and IRMA are brokerage accounts which provide access to banking services and products through arrangements with affiliated banks and other third-party banks, and provides access to insurance and annuity products issued by unaffiliated third-party insurance companies through insurance agency subsidiaries of UBS Financial Services Inc.

Investment, insurance, and annuity products:
Not FDIC insured • No bank guarantee • May lose value

RMA, Resource Management Account, Business Services Account BSA, IRMA and International Resource Management Account are registered service marks of UBS Financial Services Inc.

Visa Signature is a registered service mark of Visa International. UBS Visa Signature credit cards and UBS Visa debit cards are issued by UBS Bank USA with permission from Visa U.S.A. Incorporated.

UBS Financial Services Inc.

Rev. 201604

SDNY_GM_00023795

CONFIDENTIAL

EFTA_00134415

EFTA01276186



UBS Financial Services Inc.
Private Wealth Management
299 Park Avenue
25th Floor
New York NY 10171-0002

CNP70078411151216X12 Y1 0

Resource Management Account

December 2016

GHISLAINE MAXWELL
P.O. BOX 308
TEANECK NJ 07666-0308

Account name: GHISLAINE MAXWELL
Friendly account name: Indiv.Check/Car
Account number: [REDACTED]

Your Financial Advisor:
SCOTT STACKMAN/LYLE CASRIEL
Phone: [REDACTED]

Questions about your statement?
Call your Financial Advisor or the
RMA ResourceLine at 800-RMA-1000,
account 029023576.

Visit our website:
www.ubs.com/financialservices

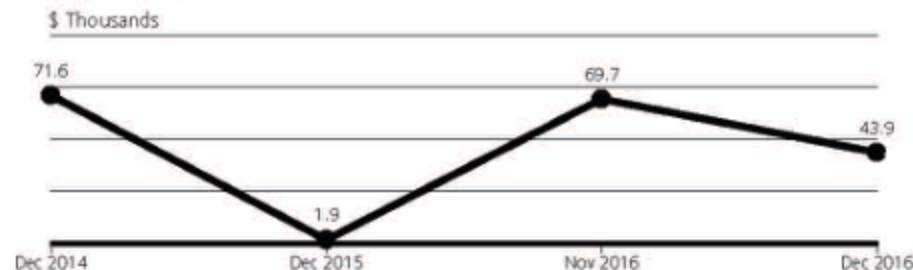
Items for your attention

- Help protect yourself from fraud and review bank, credit card, and brokerage statements regularly. Also, get your free credit report annually from www.annualcreditreport.com.

Value of your account

	on November 30 (\$)	on December 30 (\$)
Your assets	69,703.41	43,932.84
Your liabilities	0.00	0.00
Value of your account	\$69,703.41	\$43,932.84

Tracking the value of your account



Sources of your account growth during 2016

Value of your account at year end 2015	\$1,932.36
Net deposits and withdrawals	\$41,985.62
Your investment return:	
Dividend and interest income	\$13.86
Change in market value	\$0.00
Value of your account on Dec 30, 2016	\$43,932.84

CONFIDENTIAL



Your account balance sheet

Summary of your assets

	Value on December 30 (\$)	Percentage of your account
A Cash and money balances	43,932.84	100.00%
B Cash alternatives	0.00	0.00%
C Equities	0.00	0.00%
D Fixed income	0.00	0.00%
E Non-traditional	0.00	0.00%
F Commodities	0.00	0.00%
G Other	0.00	0.00%
Total assets	\$43,932.84	100.00%

Value of your account **\$43,932.84**

Your current asset allocation



► Cash and money balances may include available cash balances, UBS Bank USA deposit account balances, UBS AG Stamford Branch deposit account balances and money market mutual fund sweep balances. See the *Important information about your statement* on the last two pages of this statement for details about those balances.

Eye on the markets

Index	Percentage change	
	December 2016	Year to date
S&P 500	1.98%	11.96%
Russell 3000	1.95%	12.74%
MSCI - Europe, Australia & Far East	3.44%	1.51%
Barclays Capital U.S. Aggregate Bond Index	0.14%	2.65%

Interest rates on December 30, 2016

3-month Treasury bills: 0.48%
One-month LIBOR: 0.77%

CONFIDENTIAL



Change in the value of your account

	December 2016 (\$)	Year to date (\$)
Opening account value	\$69,703.41	\$1,932.36
Deposits, including investments transferred in	0.00	295,724.35
Withdrawals and fees, including investments transferred out	-25,771.77	-253,737.73
Dividend and interest income	1.20	13.86
Closing account value	\$43,932.84	\$43,932.84

Dividend and interest income earned

For purposes of this statement, taxability of interest and dividend income has been determined from a US tax reporting perspective. Based upon the residence of the account holder, account type, or product type, some interest and/or dividend payments may not be subject to United States (US) and/or Puerto Rico (PR) income taxes. The client monthly statement is not intended to be used and cannot be relied upon for tax purposes. Clients should refer to the applicable tax reporting forms they receive from UBS annually, such as the Forms 1099 and the Forms 480, for tax reporting information. It is the practice of UBS to file the applicable tax reporting forms with the US Internal Revenue Service and PR Treasury Department, and in such forms accurately classify dividends and/or interest as tax exempt or taxable income. Please consult your individual tax preparer.

	December 2016 (\$)	Year to date (\$)
Taxable interest	1.20	13.84
Total current year	\$1.20	\$13.84
Prior year adjustment	0.00	0.02
Total dividend & interest	\$1.20	\$13.86

Cash activity summary

See Account activity this month for details. Balances in your Sweep Options are included in the opening and closing balances value. FDIC insurance applies only to deposits at UBS Bank USA, not to deposits at UBS AG, Stamford Branch or bank deposits placed through the UBS International Deposit Account program. SIPC protection applies to money market sweep fund holdings but not bank deposits. See Important information about your statement on the last two pages of this document for details.

	December 2016 (\$)	Year to date (\$)
Opening balances	\$69,703.41	\$1,932.36
<i>Additions</i>		
Deposits and other funds credited	0.00	295,724.35
Dividend and interest income	1.20	13.86
Total additions	\$1.20	\$295,738.21
<i>Subtractions</i>		
Checks and bill payments	-19,385.78	-217,961.93
Card payments	0.00	-4,179.99
Other funds debited	-6,385.99	-31,595.81
Total subtractions	-\$25,771.77	-\$253,737.73
Net cash flow	-\$25,770.57	\$42,000.48
Closing balances	\$43,932.84	\$43,932.84

UBS Bank USA Deposit Account APY

Interest period Nov 7 - Dec 6

Opening UBS Bank USA Deposit balance Nov 7	\$83,120.08
Closing UBS Bank USA Deposit balance Dec 6	\$50,318.83
Number of days in interest period	30
Average daily balance	\$72,822.47
Interest earned	\$1.20
Annual percentage yield earned	0.02%

SDNY_GM_00023798

CNP70010007841117 NP7000310136 00006 1216 030575004 Y123576550 110000

Page 3 of 8

CONFIDENTIAL

EFTA_00134418

EFTA01276189



My Choice Rewards Points from UBS

Rewards points are reflected as of the 26th of the month or the prior business day if the 26th falls on a weekend/holiday. Rewards point activity details can be found on www.ubs.com/online services

	December 2016	Year to date
Opening balance	0	4,279
Points earned	0	1,294
Closing balance	0	5,573

Your investment objectives:

You have identified the following investment objectives for this account. If you have questions about these objectives, disagree with them, or wish to change them, please contact your Financial Advisor or Branch Manager. You can find a full description of the alternative investment objectives in *Important information about your statement* at the end of this document.

Your return objective:

Current income & capital appreciation

Your risk profile:

Primary - Aggressive

Investment eligibility consideration - None selected

Your account instructions

- Your account cost basis default closing method is FIFO, First In, First Out.

CONFIDENTIAL



Your assets

Some prices, income and current values shown may be approximate. As a result, gains and losses may not be accurately reflected. See *Important information about your statement* at the end of this document for more information.

Cash

Cash and money balances

Cash and money balances may include available cash balances, UBS Bank USA deposit account balances, UBS AG Stamford Branch deposit account balances and money market mutual fund sweep balances.

UBS Bank USA deposit account balances are insured by the FDIC within applicable limits, but are not protected by SIPC. UBS AG Stamford Branch deposit account balances are not insured by FDIC and are not protected by SIPC. Money market sweep balances are protected by SIPC but are not insured by the FDIC. See the *Important information about your statement* at the end of this document for details about those balances.

Holding	Opening balance on Dec 1 (\$)	Closing balance on Dec 30 (\$)	Price per share on Dec 30 (\$)	Average rate	Dividend/Interest period	Days in period	Cap amount (\$)
UBS BANK USA DEP ACCT	69,703.41	43,932.84					250,000.00

Your total assets

		Value on Dec 30 (\$)	Percentage of your account	Cost basis (\$)	Estimated annual income (\$)	Unrealized gain or loss (\$)
Cash	Cash and money balances	43,932.84	100.00%	43,932.84		
Total		43,932.84	100.00%	43,932.84		

Account activity this month

You have qualified for a \$150.00 Annual account fee waiver.

	Date	Activity	Description	Amount (\$)
Dividend and interest income				
<i>Taxable interest</i>	Dec 7	Interest	UBS BANK USA DEPOSIT ACCOUNT AS OF 12/06/16	1.20
	Total taxable interest			\$1.20
	Total dividend and interest income			\$1.20
Bill payments				
	Dec 5	Withdrawal	ACH WITHDRAWAL UNITEDHEALTHONE	-40.22
	Dec 5	Withdrawal	ACH WITHDRAWAL UNITEDHEALTHONE	-556.98

continued next page

SDNY_GM_00023800

CNP70010007841119NP7000310136 00006 1216 030575004 Y123576550 110000

CONFIDENTIAL



Account activity this month (continued)

	Date	Activity	Description	Amount (\$)
Bill payments (continued)	Dec 5	Withdrawal	ACH WITHDRAWAL AMEX EPAYMENT	-18,788.58
	Total bill payments			-\$19,385.78

Card Items for your Attention:

Earn My Choice Reward points with every purchase you make with your UBS credit card. It is one of the most flexible rewards programs in the industry. Choose from a wide selection of rewards like travel, gift cards and merchandise. Or with the Personal Choice feature, you can use your points to pay for anything over \$100 that you purchase with your card.

	Minimum Payment Due	Payment Due Date	Credit line	Available Credit Line	Outstanding balance
UBS Visa credit card(s) payment information for December 23, 2016	\$35.00	Dec 23, 2016	\$35,000.00	\$34,864.50	\$135.50

This credit card is enrolled in UBS Pay Credit Card feature and will automatically be paid from your account. Your payment is scheduled for January 20, 2017.

We provide this information on your UBS Visa credit cards solely as a courtesy to you. The UBS Visa credit card and account are issued by UBS Bank USA. UBS Bank USA sends you the official statement for this account and you should make your payment according to their instructions.

We do not include your outstanding credit card balance in the value of your account with UBS Financial Services Inc.

	Date	Activity	Description	Amount (\$)
Other funds debited	Dec 28	Withdrawal	FEDERAL FUNDS TO Insurance Office of Central AT FIFTH THIRD BANK	-6,385.99
	Total other funds debited			-\$6,385.99

	Date	Activity	Description	Amount (\$)
Money balance activities	Nov 30	Balance forward		\$69,703.41
	Dec 6	Withdrawal	UBS BANK USA DEPOSIT ACCOUNT AS OF 12/05/16	-19,385.78
	Dec 7	Deposit	UBS BANK USA DEPOSIT ACCOUNT AS OF 12/06/16	1.20
	Dec 29	Withdrawal	UBS BANK USA DEPOSIT ACCOUNT AS OF 12/28/16	-6,385.99
	Dec 30	Closing UBS Bank USA Deposit Account		\$43,932.84

The UBS Bank USA Deposit Account is your primary sweep option.

CONFIDENTIAL



Summary of approved payees and recurring payments

Based on your instructions, the following payees and recurring payments are considered "approved payees". As a result, (1) you may authorize additional transfers to these payees verbally and (2) you are no longer receiving individual confirmations for payments to these payees.

The payees and recurring payments listed below do not include Bill Payments, Electronic Funds Transfers and certain other transfers between accounts at UBS. If you have additional payees and/or recurring instructions on file, you will receive separate confirmations from your Financial Advisor.

To update or cancel any of these instructions, please contact your Financial Advisor.

Payee description	Amount (\$)	Disbursement method	Type/Event	Frequency	Start date	End date	Last used date
Florena Rueda Wells Fargo Bank, National Associat	varied	ACH	Payee on file	Upon request	n/a	n/a	Sep 07, 16
Morgan Manhattan JPMORGAN CHASE BANK, NA	varied	Federal Funds	Payee on file	Upon request	n/a	n/a	Nov 21, 16
Tracey and Associates PC Operating Account THE BOSTON PRIVATE BK. & TR CO	varied	Federal Funds	Payee on file	Upon request	n/a	n/a	Sep 13, 16
Y123655	varied	Transfer	Payee on file	Upon request	n/a	n/a	Sep 08, 16

CONFIDENTIAL



Your notes

CONFIDENTIAL

Important information about your statement

UBS Financial Services Inc. (the Firm or UBS Financial Services), is a member of all principal security, commodity and options exchanges. UBS Financial Services and UBS Bank USA are indirect subsidiaries of UBS AG and affiliates of UBS Securities LLC. The Firm's financial statement is available upon request. The Firm's executive offices are at:

UBS Financial Services Inc.
1200 Harbor Boulevard
Weehawken, NJ 07086

This statement represents the only official record of your UBS Financial Services account. Other records, except official tax documents, containing conflicting data should not be relied upon. If you believe there is an error or omission, please report it immediately in writing to the Branch Manager of the office serving your account.

Although all figures shown are intended to be accurate, statement data should not be used for tax purposes. Rely solely on year-end tax forms, (i.e., Form 1099, 5498, 1042S, etc.) when preparing your tax return. The Firm is required by law to report to the IRS all taxable dividends, reportable non-taxable dividends and taxable interest earned on securities held in your account, net proceeds on sale transactions, and cost basis on certain covered securities.

Communications with the Firm

- Please re-confirm any oral communications in writing to further protect your rights, including your rights under the Securities Investor Protection Act (SIPA).
- If the financial institution on the top left of the front of this statement is not UBS Financial Services, UBS Financial Services carries your account as clearing broker by arrangement with the indicated institution. We informed you of this relationship when you opened this account. In this case, your funds and securities are located at UBS Financial Services and not the introducing broker, and you must make a report of any error or omission to **both** firms. As described in the account agreements, you must notify us of any errors or fraud involving checks reflected on your statement within 30 days after it was mailed or made available. All statements shall be deemed complete and accurate in all other respects if not objected to in writing within 60 days.
- Please direct customer complaints or inquiries to the Firm's Client Relations Department at 201-352-1699 or toll-free at 800-354-9103, 8:00 A.M. to 6:00 P.M. ET Monday through Friday, or in writing to UBS Financial Services Inc., Client Relations Department, P.O. Box 766 Union City, NJ 07087.
- For TTY services: Call 844-612-0986 or from outside the U.S.: Call 201-352-1495
- In case of errors or questions about an electronic funds transfer (EFT), bill payment or UBS Visa® debit card transactions, call 800-762-1000, or write to UBS Financial Services Inc., 1000 Harbor Blvd., 6th floor, Weehawken, NJ 07086, Attn: RMA/BSA Services.

Call or write as soon as you can, if you think your statement or receipt is wrong or if you need more information about a transfer on the statement or receipt. The Firm or Card Issuer (as applicable) must

hear from you no later than 60 days after the Firm sent you the first statement on which the error or problem appeared.

- Provide your name and account number (if any).
- Describe the error or the transfer you are unsure about, and explain as clearly as you can why you believe it is an error or why you need more information.
- Provide the dollar amount of the suspected error.

The Firm or Card Issuer will investigate your complaint and will correct any error promptly. For alleged errors involving UBS Visa® debit card transactions, if we take more than 10 business days to do this, we will credit your account for the amount you think is in error, so that you will have the use of the money during the time it takes us to complete our investigation.

Please make all checks payable to the Firm or the financial institution indicated on the front of this statement. In addition to regular account fees, accounts may be subject to maintenance fees, charges for late payment for securities purchases and charges for unpaid amounts in cash accounts. Accounts that are transferred to other institutions may be subject to a transfer fee.

UBS Sweep Options

UBS offers options for sweeping cash balances, balances to bank deposits at UBS Bank USA and UBS AG Stamford branch (Bank Sweep Programs), money market mutual funds (Money Funds) and the International Deposit Account (IDA) for customers with an International Resource Management Account. Through the Bank Sweep Programs, cash balances are swept to UBS Bank USA up to an established limit and then to UBS AG Stamford Branch, or a Money Fund. Deposits at UBS Bank USA are FDIC insured in accordance with FDIC rules. For more information please visit www.fdic.gov. Deposits at UBS AG Stamford Branch and shares of Money Funds are not insured by the FDIC.

Through the IDA, available to cash balances are swept to deposit accounts at UBS AG New York Branch and UBS AG Cayman Branch. These deposits are not insured by the FDIC. Balances held at the UBS AG Cayman Branch are temporarily exposed to the sovereign risk of the Cayman Islands, and there is no guarantee or other obligation of UBS AG to repay the balances while on the UBS Cayman Branch's books.

Deposits at UBS Bank USA and each UBS AG Branch are not protected by SIPC. Money Fund shares are protected by SIPC. See "UBS Financial Services Account Protection" below.

Upon your request, balances in the Bank Sweep Programs or IDA may be withdrawn, and shares of a Money Fund may be liquidated, and the proceeds returned to you or your securities account.

Further information about available sweep options, including current interest rates and yields, is available at www.ubs.com/sweep/yields, from your Financial Advisor or by calling 800-762-1000.

UBS Financial Services account protection

The Firm is a member of the Securities Investor Protection Corporation (SIPC), which protects securities accounts of its members up to \$500,000 (including \$250,000 for claims for cash). The SIPC asset protection limits apply to all accounts that you hold in a particular capacity. The Firm, together with certain affiliates, has also purchased supplemental protection. The maximum amount payable to all eligible clients, collectively under this protection is \$500 million as of December 10, 2015. Subject to the policy conditions and limitations, cash at the Firm is further protected for up to \$1.9 million in the aggregate for all your accounts held in a particular capacity. A full copy of the policy wording is available upon request.

The SIPC protection and the supplemental protection both do not apply to:

- Certain financial assets controlled by (and included in your account value) but held away from UBS Financial Services (e.g., certain (i) cash at UBS Bank USA, (ii) cash at UBS AG U.S. branches, (iii) insurance products, including variable annuities, and (iv) shares of mutual funds where such shares are registered directly in the name of the account holder on the books and records of the applicable issuer or transfer agent);
- Certain investment contracts or investment interests (e.g., limited partnerships and private placements) that are not registered under the Securities Act of 1933; and
- Commodities contracts (e.g., foreign exchange and precious metal contracts), including futures contracts and commodity option contracts.

The SIPC protection and the supplemental protection do not apply to these assets even if they otherwise appear on your statements. The SIPC protection and the supplemental protection do not protect against changes in the market value of your investments (whether as a result of market movement, issuer bankruptcy or otherwise).

More information is available upon request.

You may obtain more information about SIPC, including the SIPC Brochure, by contacting SIPC at 202-371-8300 or by visiting the SIPC website at www.sipc.org.

Dividend Reinvestment Program (DRIP)

The price reflected is an average price. You may obtain the actual price from your Financial Advisor. Only whole shares are purchased under DRIP; partial shares will be sold and the cash will be deposited in your account. The dividend reinvestment price supplied by the issuer may differ from the market price at which the partial shares are sold.

Cash-in-lieu

Only whole units may be held in your account. If you are entitled to a partial unit as a result of a dividend payment or otherwise, the Firm will either sell partial units at market price or accept an amount determined by a registered clearing agency, and credit your account.

Investment objectives

The investment objectives and risk profile are specific to each account and may vary between your accounts. Please advise the Firm promptly in writing of any significant change in your financial situation or

investment objectives. For each account held, you choose one of the following investment objectives:

- **Produce Current Income:** Investments seeking the generation of income only.
- **Achieve Capital Appreciation:** Investments seeking growth of principal rather than the generation of income.
- **Produce Combination of Income and Capital Appreciation:** Investments seeking both the generation of income and growth of principal.

Overall risk profiles

- **Conservative:** Seeks to maintain initial principal, with low risk and volatility to the account overall, even if that means the account does not generate significant income or returns and may not keep pace with inflation.
- **Moderate:** Willing to accept some risk to principal and tolerate some volatility to seek higher returns.
- **Aggressive:** Willing to accept high risk to principal and high volatility to seek high returns over time.
- **Investment Eligibility Consideration:** If selected, a portion of the portfolio for that account may include complex strategies, limited liquidity and greater volatility.

Statement "householding"

We may consolidate all related account statements with the same address in the same envelope, e.g. because they have owners who also maintain joint account relationships with other clients at the same address. If you prefer to receive individual statements mailed in separate envelopes, you may decline householding by calling your Financial Advisor.

Friendly account name

The Friendly account name is a customizable "nickname" chosen by you to assist you with your recordkeeping. It has no legal effect on your account. You can change your Friendly account names, through Online Services or by contacting your Financial Advisor.

Account overview

- **Value of your account/portfolio.** Net of assets and liabilities.
- **Assets.** Includes available cash balances, values for restricted security (est.), and Global Time Deposits, unrealized marks to market, and certain assets not held by the Firm. Does not include unpriced securities/assets at the end of the prior and current statement periods, or private investments, unvested stock options and exercisable stock options.
- **Liabilities.** Includes debit balances, outstanding margin loans, credit line, short account balances.
- **Cash/money balances.** Total of uninvested available cash balances, plus deposit balances at UBS Bank USA, UBS AG U.S. Branches and money market mutual fund sweep balances, at the close of the statement period. Non-commodity free credit balances in your account are not segregated from other balances and the Firm may use any of these funds in the ordinary course of its business. These funds are payable upon your demand. This total is included in the current period closing value.

SDNY_GM_00023804

CONFIDENTIAL

EFTA_00134424

EFTA01276195

Important information about your statement (continued)

Lending information

For detailed information on the Firm's lending practices and disclosures, refer to your Client Relationship Agreement or Account Agreement and the General Terms and Conditions, UBS Statement of Credit Practices available in *Agreements and Disclosures* at www.ubs.com/accounts/disclosures.

Your assets

Your statement itemizes securities and other assets held in the account at the end of the statement period. You may ask for delivery of fully paid securities at any time. You may receive securities used as loan collateral after paying any balance due on them. Any securities transferred to the Firm during the statement period are listed at market value as of the end of the statement period.

• **Cost basis.** In determining the cost basis of the securities included in this statement, where indicated with the number "1," UBS Financial Services has relied on information obtained from sources other than UBS Financial Services, including information from another firm or that you may have provided to your Financial Advisor. The Firm does not independently verify or guarantee the accuracy or validity of any information provided by sources other than UBS Financial Services. In addition, although UBS Financial Services generally updates this information as it is received, the Firm does not provide any assurances that the information under "Cost basis" and "Unrealized gain/loss" is accurate as of the date of this statement. As such, please do not rely on this information to make purchase or sale decisions, for tax purposes or otherwise. Accounts transferred to the Firm may reflect gain/loss information only for the period of time they are held at the Firm. More historical information can be added by your Financial Advisor.

• **Unrealized gains/losses.** When data is available, estimated unrealized gains/losses are calculated for individual security lots. The transaction data for individual lots may or may not reflect commissions, charges and/or security reorganization events. Dividend and other reinvestment lots and systematic purchase lots are each combined to display one averaged lot. The "Trade date" column presents the original transaction trade date.

• **Callable securities.** Bonds and preferred stock that the issuer calls for early redemption will be selected impartially by lot from among all securities of that issue held in our name or in nominee name for our clients. Call feature information is obtained from third parties and its accuracy is not guaranteed. Other call features may exist which could affect yield; complete information will be provided upon request.

• **Certificates of deposit (CDs).** CDs are FDIC insured up to \$250,000 in principal and accrued interest per depositor and per depository institution, in accordance with FDIC rules.

• **Price/value.** Prices displayed for securities and other products may be higher or lower than the price that you would actually receive in the market. Prices are obtained from various third party sources which we

believe to be reliable, but we do not guarantee their accuracy.

– We generally use the closing price when available or the mean of the bid and ask prices for listed securities and options or only bid prices for OTC securities.

– Less actively traded securities may be priced using a valuation model or the most recent price we obtained and may not reflect an actual market price or value.

– Certain positions may appear without a price and will show as "price was not available" if we are unable to obtain a price for a security.

– Deposits or securities denominated in currencies other than U.S. dollars are reflected at the exchange rate as of the statement date.

– For certain securities trading in non-conforming denominations, price and quantity (face value) may have been adjusted to facilitate proper valuation. To obtain current quotations, when available, contact your Financial Advisor.

• Private investments and structured products.

Private investment securities (including direct participation program and real estate investment trust securities) and structured products are generally highly illiquid. Certain structured products have not been registered with the Securities and Exchange Commission or under any state securities laws. We provide estimated values for private investment securities and structured products for informational purposes only. Accuracy is not guaranteed.

– These values may differ substantially from prices, if any, at which a private investment security or structured product may be bought or sold and do not necessarily represent the value you may receive upon liquidation.

– Third party estimates of value are as of a certain date and are supplied to UBS Financial Services on a regular basis by an independent valuation firm.

– Issuer, general partner or sponsor estimated values, if any, are supplied to the Firm by the issuer, general partner or sponsor and may be calculated based on different information from that used by third parties to derive their estimated values.

– You can obtain additional information regarding the methodology used to determine the estimate of value and the date of the information that is the basis for the estimate by contacting your Financial Advisor.

– Third party estimated values may be reflected as "Not priced" in several situations: when an independent valuation firm has not supplied or is unable to assign a value, when we become aware that a material event has occurred that may call a previously reported value into question, or when a value would be highly speculative due to the nature of the security.

– When neither an issuer, general partner or sponsor estimated value nor a third-party estimated value is provided, the value of the security will be different from its purchase price.

– "Distributions to date" may include return of capital, income or both.

– "Original unit size" represents the initial offering price per unit and may not reflect your cost basis.

– DFP and unlisted REIT securities are not listed on a national securities exchange, and are generally liquid and even if they can be sold, the price received may be less than the per share estimated value provided in the account statement.

• **Restricted securities.** Restricted securities generally are not currently eligible for public sale. UBS Financial Services uses the market price of the unrestricted stock of the same issuer as an imputed value for the restricted stock for purposes of this statement only. To the extent that restricted securities are eligible for sale, the value received may be substantially less than the imputed value shown.

• Est. (estimated) income, current yields and rates.

An estimate of annual income is based on current dividend and interest rates, assuming the securities will be held for one year from statement date or until maturity. This estimate is only a guideline; accuracy and continued income are not guaranteed.

– Estimated annual income and current yield for certain types of securities could include a return of principal or capital gains in which case the est. income (and current yield) would be overstated.

– Estimated annual income and current yield and the actual income and yield might be lower or higher than the estimated amounts.

– An estimate of annualized income (dividend and/or interest) divided by the current market value/average balance is based on the last dividend or interest payment made by the issuer and assumes the securities/deposits will be held for one year from the statement date or until maturity. Accuracy and continued yield are not guaranteed.

• Assets not held by UBS Financial Services.

Certain assets are not held by the Firm and not within the Firm's possession or control. These assets are displayed on your statement for informational purposes only. Positions and values presented are provided by the issuing firm. UBS Financial Services is not responsible for this information and does not guarantee its accuracy. These assets are not protected by SIPC or the Firm's supplemental SIPC coverage.

• Revenue sharing and additional compensation.

– In addition to commissions on sales and 12b-1 fees received in connection with the distribution of mutual funds to our clients we and/or our affiliate receive revenue sharing payments from distributors and/or advisors of the mutual funds that we sell. These amounts are based on two different components: (i) the amount of sales by UBS of a particular mutual fund family to our clients; and (ii) the asset value of a particular mutual fund family's shares held at the firm.

– We and our affiliate also receive networking and omnibus processing fees in consideration for transfer agent services that we provide to the mutual funds. These fees generally are paid from investor assets in the mutual fund and are a fixed dollar amount based on the number of accounts at the broker-dealer holding mutual funds of that fund family.

– In addition to commissions received in connection with the sale or distribution of annuity contracts and

unit investment trust units to our clients, we and/or our affiliate receive revenue sharing compensation from many of the insurance companies underwriting the annuity contracts, affiliates of the insurance companies or sponsors of the unit investment trusts we distribute.

– Our affiliates also receive trading commissions and other compensation from mutual funds and insurance companies whose products we distribute.

– We receive an annual fee from UBS Bank USA and UBS AG Stamford Branch of up to \$25 per account sweeping to the banks under the UBS Bank Sweep Programs.

Activity

Information regarding commissions and other charges incurred in connection with the execution of trades, including option transactions has been included on confirmations previously furnished to you, and will be provided to you promptly on request.

Short selling

If you are engaged in short selling a security, you may incur a charge due to certain borrowing costs for that particular security.

Open orders

Regarding open or "good-till-cancelled" orders that were not executed by the statement date, open buy and sell stop orders are reduced by the amount of dividends or rights on an ex-dividends or ex-rights date unless instructed otherwise by you. You are responsible for orders that are executed due to your failure to cancel existing open orders.

Privacy

To obtain a copy of our current Client Privacy Notice, please contact your Financial Advisor or visit our website at www.ubs.com/privacypolicy.

– UBS Financial Services is not a bank. The RMA, Business Services Account BSA and IRMA are brokerage accounts which provide access to banking services and products through arrangements with affiliated banks and other third-party banks, and provides access to insurance and annuity products issued by unaffiliated third-party insurance companies through insurance agency subsidiaries of UBS Financial Services Inc.

– Investment, insurance, and annuity products:

– Not FDIC insured • No bank guarantee • May lose value

– RMA, Resource Management Account, Business Services Account BSA, IRMA and International Resource Management Account are registered service marks of UBS Financial Services Inc.

– VISA is a registered trademark owned by Visa International Service Association and used under license. The UBS Visa credit cards and the UBS Visa debit cards are issued by UBS Bank USA with permission from Visa U.S.A. Incorporated. All other trademarks, registered trademarks, service marks and registered service marks are of their respective companies.

UBS Financial Services Inc.

Rev. 201612

SDNY_GM_00023805

CONFIDENTIAL

EFTA_00134425

EFTA01276196



UBS Financial Services Inc.
Private Wealth Management
299 Park Avenue
25th Floor
New York NY 10171-0002

CNF7005653831 0117 X1 Y1 0

Resource Management Account

January 2017

GHISLAINE MAXWELL
P.O. BOX 308
TEANECK NJ 07666-0308

Account name: GHISLAINE MAXWELL
Friendly account name: Indiv.Check/Car
Account number: [REDACTED]

Your Financial Advisor:
SCOTT STACKMAN/LYLE CASRIEL
Phone: [REDACTED]

Questions about your statement?
Call your Financial Advisor or the
RMA ResourceLine at 800-RMA-1000,
account 029023576.

Visit our website:
www.ubs.com/financialservices

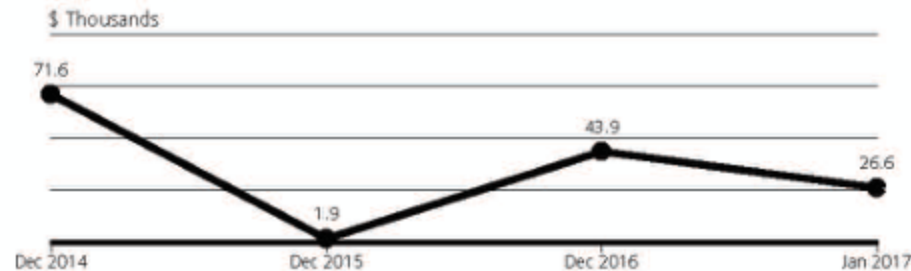
Items for your attention

- Help protect yourself from fraud and review bank, credit card, and brokerage statements regularly. Also, get your free credit report annually from www.annualcreditreport.com.

Value of your account

	on December 30 (\$)	on January 31 (\$)
Your assets	43,932.84	26,612.83
Your liabilities	0.00	0.00
Value of your account	\$43,932.84	\$26,612.83

Tracking the value of your account



Sources of your account growth during 2017

Value of your account at year end 2016	\$43,932.84
Net deposits and withdrawals	-\$17,320.34
Your investment return:	
Dividend and interest income	\$0.33
Change in market value	\$0.00
Value of your account on Jan 31, 2017	\$26,612.83

CONFIDENTIAL



Your account balance sheet

Summary of your assets

	Value on January 31 (\$)	Percentage of your account
A Cash and money balances	26,612.83	100.00%
B Cash alternatives	0.00	0.00%
C Equities	0.00	0.00%
D Fixed income	0.00	0.00%
E Non-traditional	0.00	0.00%
F Commodities	0.00	0.00%
G Other	0.00	0.00%
Total assets	\$26,612.83	100.00%

Value of your account **\$26,612.83**

Your current asset allocation



► Cash and money balances may include available cash balances, UBS Bank USA deposit account balances, UBS AG Stamford Branch deposit account balances and money market mutual fund sweep balances. See the *Important information about your statement* on the last two pages of this statement for details about those balances.

Eye on the markets

Index	Percentage change	
	January 2017	Year to date
S&P 500	1.90%	1.90%
Russell 3000	1.88%	1.88%
MSCI - Europe, Australia & Far East	2.91%	2.91%
Barclays Capital U.S. Aggregate Bond Index	0.20%	0.20%

Interest rates on January 31, 2017

3-month Treasury bills: 0.51%
One-month LIBOR: 0.78%

CONFIDENTIAL



Change in the value of your account

	January 2017 (\$)	Year to date (\$)
Opening account value	\$43,932.84	\$43,932.84
Withdrawals and fees, including investments transferred out	-17,320.34	-17,320.34
Dividend and interest income	0.33	0.33
Closing account value	\$26,612.83	\$26,612.83

Dividend and interest income earned

For purposes of this statement, taxability of interest and dividend income has been determined from a US tax reporting perspective. Based upon the residence of the account holder, account type, or product type, some interest and/or dividend payments may not be subject to United States (US) and/or Puerto Rico (PR) income taxes. The client monthly statement is not intended to be used and cannot be relied upon for tax purposes. Clients should refer to the applicable tax reporting forms they receive from UBS annually, such as the Forms 1099 and the Forms 480, for tax reporting information. It is the practice of UBS to file the applicable tax reporting forms with the US Internal Revenue Service and PR Treasury Department, and in such forms accurately classify dividends and/or interest as tax exempt or taxable income. Please consult your individual tax preparer.

	January 2017 (\$)	Year to date (\$)
Taxable interest	0.08	0.08
Total current year	\$0.08	\$0.08
Prior year adjustment	0.25	0.25
Total dividend & interest	\$0.33	\$0.33

Cash activity summary

See Account activity this month for details. Balances in your Sweep Options are included in the opening and closing balances value. FDIC insurance applies only to deposits at UBS Bank USA, not to deposits at UBS AG, Stamford Branch or bank deposits placed through the UBS International Deposit Account program. SIPC protection applies to money market sweep fund holdings but not bank deposits. See Important information about your statement on the last two pages of this document for details.

	January 2017 (\$)	Year to date (\$)
Opening balances	\$43,932.84	\$43,932.84
<i>Additions</i>		
Dividend and interest income	0.33	0.33
Total additions	\$0.33	\$0.33
<i>Subtractions</i>		
Checks and bill payments	-17,184.84	-17,184.84
Card payments	-135.50	-135.50
Total subtractions	-\$17,320.34	-\$17,320.34
Net cash flow	-\$17,320.01	-\$17,320.01
Closing balances	\$26,612.83	\$26,612.83

UBS Bank USA Deposit Account APY

Interest period Dec 7 - Jan 8

Opening UBS Bank USA Deposit balance Dec 7	\$50,318.83
Closing UBS Bank USA Deposit balance Jan 8	\$28,201.07
Number of days in interest period	33
Average daily balance	\$45,154.43
Interest earned	\$0.33
Annual percentage yield earned	0.01%

CONFIDENTIAL



My Choice Rewards Points from UBS

Rewards points are reflected as of the 26th of the month or the prior business day if the 26th falls on a weekend/holiday. Rewards point activity details can be found on www.ubs.com/online/services

	January 2017	Year to date
Opening balance	5,709	5,709
Points earned	82	82
Closing balance	5,791	5,791

Your investment objectives:

You have identified the following investment objectives for this account. If you have questions about these objectives, disagree with them, or wish to change them, please contact your Financial Advisor or Branch Manager. You can find a full description of the alternative investment objectives in *Important information about your statement* at the end of this document.

Your return objective:

Current income & capital appreciation

Your risk profile:

Primary - Aggressive

Investment eligibility consideration - None selected

Your account instructions

- Your account cost basis default closing method is FIFO, First In, First Out.

CONFIDENTIAL



Your assets

Some prices, income and current values shown may be approximate. As a result, gains and losses may not be accurately reflected. See *Important information about your statement* at the end of this document for more information.

Cash

Cash and money balances

Cash and money balances may include available cash balances, UBS Bank USA deposit account balances, UBS AG Stamford Branch deposit account balances and money market mutual fund sweep balances.

UBS Bank USA deposit account balances are insured by the FDIC within applicable limits, but are not protected by SIPC. UBS AG Stamford Branch deposit account balances are not insured by FDIC and are not protected by SIPC. Money market sweep balances are protected by SIPC but are not insured by the FDIC. See the *Important information about your statement* at the end of this document for details about those balances.

Holding	Opening balance on Jan 1 (\$)	Closing balance on Jan 31 (\$)	Price per share on Jan 31 (\$)	Average rate	Dividend/Interest period	Days in period	Cap amount (\$)
UBS BANK USA DEP ACCT	43,932.84	26,612.83					250,000.00

Your total assets

		Value on Jan 31 (\$)	Percentage of your account	Cost basis (\$)	Estimated annual income (\$)	Unrealized gain or loss (\$)
Cash	Cash and money balances	26,612.83	100.00%	26,612.83		
Total		\$26,612.83	100.00%	\$26,612.83		

Account activity this month

	Date	Activity	Description	Amount (\$)
Dividend and interest income				
<i>Taxable interest</i>	Jan 9	Interest	UBS BANK USA DEPOSIT ACCOUNT AS OF 01/06/17	0.08
		Total taxable interest		\$0.08
<i>Miscellaneous</i>	Jan 3	Interest	UBS BANK USA DEPOSIT ACCOUNT AS OF 12/30/16	0.25
		Total miscellaneous		\$0.25
		Total dividend and interest income		\$0.33
Bill payments				
	Jan 3	Withdrawal	ACH WITHDRAWAL AMEX EPAYMENT	-15,134.90

continued next page

SDNY_GM_00023810

CNP70006005653835 NP7000198588 00004 0117 030575004 Y123576550 100000

Page 5 of 6

CONFIDENTIAL

EFTA_00134430

EFTA01276201



Account activity this month (continued)

	Date	Activity	Description	Amount (\$)
Bill payments (continued)	Jan 4	Withdrawal	ACH WITHDRAWAL UNITEDHEALTHONE	-40.22
	Jan 4	Withdrawal	ACH WITHDRAWAL UNITEDHEALTHONE	-556.98
	Jan 10	Withdrawal	ACH WITHDRAWAL Saks Retail	-1,452.74
	Total bill payments			-\$17,184.84

Card Items for your Attention:

Earn My Choice Reward points with every purchase you make with your UBS credit card. It is one of the most flexible rewards programs in the industry. Choose from a wide selection of rewards like travel, gift cards and merchandise. Or with the Personal Choice feature, you can use your points to pay for anything over \$100 that you purchase with your card.

	Date	Description	Amount (\$)
Card payments	Jan 20	CREDIT CARD PAYMENT	-135.50
Total card payments			-\$135.50

	Minimum Payment Due	Payment Due Date	Credit line	Available Credit Line	Outstanding balance
UBS Visa credit card(s) payment information for February 23, 2017	\$35.00	Feb 23, 2017	\$35,000.00	\$34,918.28	\$81.72

This credit card is enrolled in UBS Pay Credit Card feature and will automatically be paid from your account. Your payment is scheduled for February 20, 2017.

We provide this information on your UBS Visa credit cards solely as a courtesy to you. The UBS Visa credit card and account are issued by UBS Bank USA. UBS Bank USA sends you the official statement for this account and you should make your payment according to their instructions.

We do not include your outstanding credit card balance in the value of your account with UBS Financial Services Inc.

	Date	Activity	Description	Amount (\$)
Money balance activities	Dec 30	Balance forward		\$43,932.84
	Jan 3	Deposit	UBS BANK USA DEPOSIT ACCOUNT AS OF 12/30/16	0.25
	Jan 4	Withdrawal	UBS BANK USA DEPOSIT ACCOUNT AS OF 01/03/17	-15,134.90
	Jan 5	Withdrawal	UBS BANK USA DEPOSIT ACCOUNT AS OF 01/04/17	-597.20
	Jan 9	Deposit	UBS BANK USA DEPOSIT ACCOUNT AS OF 01/06/17	0.08
	Jan 11	Withdrawal	UBS BANK USA DEPOSIT ACCOUNT AS OF 01/10/17	-1,452.74
	Jan 23	Withdrawal	UBS BANK USA DEPOSIT ACCOUNT AS OF 01/20/17	-135.50
	Jan 31	Closing UBS Bank USA Deposit Account		\$26,612.83

The UBS Bank USA Deposit Account is your primary sweep option.

CONFIDENTIAL

Important information about your statement

UBS Financial Services Inc. (the Firm or UBS Financial Services), is a member of all principal security, commodity and options exchanges. UBS Financial Services and UBS Bank USA are indirect subsidiaries of UBS AG and affiliates of UBS Securities LLC. The Firm's financial statement is available upon request. The Firm's executive offices are at:

UBS Financial Services Inc.
1200 Harbor Boulevard
Weehawken, NJ 07086

This statement represents the only official record of your UBS Financial Services account. Other records, except official tax documents, containing conflicting data should not be relied upon. If you believe there is an error or omission, please report it immediately in writing to the Branch Manager of the office serving your account.

Although all figures shown are intended to be accurate, statement data should not be used for tax purposes. Rely solely on year-end tax forms, (i.e., Form 1099, 5498, 1042S, etc.) when preparing your tax return. The Firm is required by law to report to the IRS all taxable dividends, reportable non-taxable dividends and taxable interest earned on securities held in your account, net proceeds on sale transactions, and cost basis on certain covered securities.

Communications with the Firm

- Please re-confirm any oral communications in writing to further protect your rights, including your rights under the Securities Investor Protection Act (SIPA).
- If the financial institution on the top left of the front of this statement is not UBS Financial Services, UBS Financial Services carries your account as clearing broker by arrangement with the indicated institution. We informed you of this relationship when you opened this account. In this case, your funds and securities are located at UBS Financial Services and not the introducing broker, and you must make a report of any error or omission to **both** firms. As described in the account agreements, you must notify us of any errors or fraud involving checks reflected on your statement within 30 days after it was mailed or made available. All statements shall be deemed complete and accurate in all other respects if not objected to in writing within 60 days.
- Please direct customer complaints or inquiries to the Firm's Client Relations Department at 201-352-1699 or toll-free at 800-354-9103, 8:00 A.M. to 6:00 P.M. ET Monday through Friday, or in writing to UBS Financial Services Inc., Client Relations Department, P.O. Box 766 Union City, NJ 07087.
- For TTY services: Call 844-612-0986 or from outside the U.S.: Call 201-352-1495
- In case of errors or questions about an electronic funds transfer (EFT), bill payment or UBS Visa® debit card transactions, call 800-762-1000, or write to UBS Financial Services Inc., 1000 Harbor Blvd., 6th floor, Weehawken, NJ 07086, Attn: RMA/BSA Services.

Call or write as soon as you can, if you think your statement or receipt is wrong or if you need more information about a transfer on the statement or receipt. The Firm or Card Issuer (as applicable) must

hear from you no later than 60 days after the Firm sent you the first statement on which the error or problem appeared.

- Provide your name and account number (if any).
- Describe the error or the transfer you are unsure about, and explain as clearly as you can why you believe it is an error or why you need more information.
- Provide the dollar amount of the suspected error.

The Firm or Card Issuer will investigate your complaint and will correct any error promptly. For alleged errors involving UBS Visa® debit card transactions, if we take more than 10 business days to do this, we will credit your account for the amount you think is in error, so that you will have the use of the money during the time it takes us to complete our investigation.

Please make all checks payable to the Firm or the financial institution indicated on the front of this statement. In addition to regular account fees, accounts may be subject to maintenance fees, charges for late payment for securities purchases and charges for unpaid amounts in cash accounts. Accounts that are transferred to other institutions may be subject to a transfer fee.

UBS Sweep Options

UBS offers options for sweeping cash balances, balances to bank deposits at UBS Bank USA and UBS AG Stamford branch (Bank Sweep Programs), money market mutual funds (Money Funds) and the International Deposit Account (IDA) for customers with an International Resource Management Account. Through the Bank Sweep Programs, cash balances are swept to UBS Bank USA up to an established limit and then to UBS AG Stamford Branch, or a Money Fund. Deposits at UBS Bank USA are FDIC insured in accordance with FDIC rules. For more information please visit www.fdic.gov. Deposits at UBS AG Stamford Branch and shares of Money Funds are not insured by the FDIC.

Through the IDA, available to cash balances are swept to deposit accounts at UBS AG New York Branch and UBS AG Cayman Branch. These deposits are not insured by the FDIC. Balances held at the UBS AG Cayman Branch are temporarily exposed to the sovereign risk of the Cayman Islands, and there is no guarantee or other obligation of UBS AG to repay the balances while on the UBS Cayman Branch's books.

Deposits at UBS Bank USA and each UBS AG Branch are not protected by SIPC. Money Fund shares are protected by SIPC. See "UBS Financial Services Account Protection" below.

Upon your request, balances in the Bank Sweep Programs or IDA may be withdrawn, and shares of a Money Fund may be liquidated, and the proceeds returned to you or your securities account.

Further information about available sweep options, including current interest rates and yields, is available at www.ubs.com/sweep/yields, from your Financial Advisor or by calling 800-762-1000.

UBS Financial Services account protection

The Firm is a member of the Securities Investor Protection Corporation (SIPC), which protects securities accounts of its members up to \$500,000 (including \$250,000 for claims for cash). The SIPC asset protection limits apply to all accounts that you hold in a particular capacity. The Firm, together with certain affiliates, has also purchased supplemental protection. The maximum amount payable to all eligible clients, collectively under this protection is \$500 million as of December 10, 2016. Subject to the policy conditions and limitations, cash at the Firm is further protected for up to \$1.9 million in the aggregate for all your accounts held in a particular capacity. A full copy of the policy wording is available upon request.

The SIPC protection and the supplemental protection both do not apply to:

- Certain financial assets controlled by (and included in your account value) but held away from UBS Financial Services (e.g., certain (i) cash at UBS Bank USA, (ii) cash at UBS AG U.S. branches, (iii) insurance products, including variable annuities, and (iv) shares of mutual funds where such shares are registered directly in the name of the account holder on the books and records of the applicable issuer or transfer agent);
- Certain investment contracts or investment interests (e.g., limited partnerships and private placements) that are not registered under the Securities Act of 1933; and
- Commodities contracts (e.g., foreign exchange and precious metal contracts), including futures contracts and commodity option contracts.

The SIPC protection and the supplemental protection do not apply to these assets even if they otherwise appear on your statements. The SIPC protection and the supplemental protection do not protect against changes in the market value of your investments (whether as a result of market movement, issuer bankruptcy or otherwise).

More information is available upon request.

You may obtain more information about SIPC, including the SIPC Brochure, by contacting SIPC at 202-371-8300 or by visiting the SIPC website at www.sipc.org

Dividend Reinvestment Program (DRIP)

The price reflected is an average price. You may obtain the actual price from your Financial Advisor. Only whole shares are purchased under DRIP; partial shares will be sold and the cash will be deposited in your account. The dividend reinvestment price supplied by the issuer may differ from the market price at which the partial shares are sold.

Cash-in-lieu

Only whole units may be held in your account. If you are entitled to a partial unit as a result of a dividend payment or otherwise, the Firm will either sell partial units at market price or accept an amount determined by a registered clearing agency, and credit your account.

Investment objectives

The investment objectives and risk profile are specific to each account and may vary between your accounts. Please advise the Firm promptly in writing of any significant change in your financial situation or

investment objectives. For each account held, you choose one of the following investment objectives:

- **Produce Current Income:** Investments seeking the generation of income only.
- **Achieve Capital Appreciation:** Investments seeking growth of principal rather than the generation of income.
- **Produce Combination of Income and Capital Appreciation:** Investments seeking both the generation of income and growth of principal.

Overall risk profiles

- **Conservative:** Seeks to maintain initial principal, with low risk and volatility to the account overall, even if that means the account does not generate significant income or returns and may not keep pace with inflation.
- **Moderate:** Willing to accept some risk to principal and tolerate some volatility to seek higher returns.
- **Aggressive:** Willing to accept high risk to principal and high volatility to seek high returns over time.
- **Investment Eligibility Consideration:** If selected, a portion of the portfolio for that account may include complex strategies, limited liquidity and greater volatility.

Statement "householding"

We may consolidate all related account statements with the same address in the same envelope, e.g. because they have owners who also maintain joint account relationships with other clients at the same address. If you prefer to receive individual statements mailed in separate envelopes, you may decline householding by calling your Financial Advisor.

Friendly account name

The Friendly account name is a customizable "nickname" chosen by you to assist you with your recordkeeping. It has no legal effect on your account. You can change your Friendly account names, through Online Services or by contacting your Financial Advisor.

Account overview

- **Value of your account/portfolio.** Net of assets and liabilities.
- **Assets.** Includes available cash balances, values for restricted security (est.), and Global Time Deposits, unrealized marks to market, and certain assets not held by the Firm. Does not include unpriced securities/assets at the end of the prior and current statement periods, or private investments, unvested stock options and exercisable stock options.
- **Liabilities.** Includes debit balances, outstanding margin loans, credit line, short account balances.
- **Cash/money balances.** Total of uninvested available cash balances, plus deposit balances at UBS Bank USA, UBS AG U.S. Branches and money market mutual fund sweep balances, at the close of the statement period. Non-commodity free credit balances in your account are not segregated from other balances and the Firm may use any of these funds in the ordinary course of its business. These funds are payable upon your demand. This total is included in the current period closing value.

SDNY_GM_00023812

CONFIDENTIAL

EFTA_00134432

EFTA01276203

Important information about your statement (continued)

Lending information

For detailed information on the Firm's lending practices and disclosures, refer to your Client Relationship Agreement or Account Agreement and the General Terms and Conditions, UBS Statement of Credit Practices available in *Agreements and Disclosures* at www.ubs.com/accounts/disclosures.

Your assets

Your statement itemizes securities and other assets held in the account at the end of the statement period. You may ask for delivery of fully paid securities at any time. You may receive securities used as loan collateral after paying any balance due on them. Any securities transferred to the Firm during the statement period are listed at market value as of the end of the statement period.

- **Cost basis.** In determining the cost basis of the securities included in this statement, where indicated with the number "1," UBS Financial Services has relied on information obtained from sources other than UBS Financial Services, including information from another firm or that you may have provided to your Financial Advisor. The Firm does not independently verify or guarantee the accuracy or validity of any information provided by sources other than UBS Financial Services. In addition, although UBS Financial Services generally updates this information as it is received, the Firm does not provide any assurances that the information under "Cost basis" and "Unrealized gain/loss" is accurate as of the date of this statement. As such, please do not rely on this information to make purchase or sale decisions, for tax purposes or otherwise. Accounts transferred to the Firm may reflect gain/loss information only for the period of time they are held at the Firm. More historical information can be added by your Financial Advisor.
- **Unrealized gains/losses.** When data is available, estimated unrealized gains/losses are calculated for individual security lots. The transaction data for individual lots may or may not reflect commissions, charges and/or security reorganization events. Dividend and other reinvestment lots and systematic purchase lots are each combined to display one averaged lot. The "Trade date" column presents the original transaction trade date.
- **Callable securities.** Bonds and preferred stock that the issuer calls for early redemption will be selected impartially by lot from among all securities of that issue held in our name or in nominee name for our clients. Call feature information is obtained from third parties and its accuracy is not guaranteed. Other call features may exist which could affect yield; complete information will be provided upon request.
- **Certificates of deposit (CDs).** CDs are FDIC insured up to \$250,000 in principal and accrued interest per depositor and per depository institution, in accordance with FDIC rules.
- **Price/value.** Prices displayed for securities and other products may be higher or lower than the price that you would actually receive in the market. Prices are obtained from various third party sources which we

believe to be reliable, but we do not guarantee their accuracy.

- We generally use the closing price when available or the mean of the bid and ask prices for listed securities and options or only bid prices for OTC securities.
- Less actively traded securities may be priced using a valuation model or the most recent price we obtained and may not reflect an actual market price or value.
- Certain positions may appear without a price and will show as "price was not available" if we are unable to obtain a price for a security.
- Deposits or securities denominated in currencies other than U.S. dollars are reflected at the exchange rate as of the statement date.
- For certain securities trading in non-conforming denominations, price and quantity (face value) may have been adjusted to facilitate proper valuation. To obtain current quotations, when available, contact your Financial Advisor.
- **Private investments and structured products.** Private investment securities (including direct participation program and real estate investment trust securities) and structured products are generally highly illiquid. Certain structured products have not been registered with the Securities and Exchange Commission or under any state securities laws. We provide estimated values for private investment securities and structured products for informational purposes only. Accuracy is not guaranteed.
 - These values may differ substantially from prices, if any, at which a private investment security or structured product may be bought or sold and do not necessarily represent the value you may receive upon liquidation.
 - Third party estimates of value are as of a certain date and are supplied to UBS Financial Services on a regular basis by an independent valuation firm.
 - Issuer, general partner or sponsor estimated values, if any, are supplied to the Firm by the issuer, general partner or sponsor and may be calculated based on different information from that used by third parties to derive their estimated values.
 - You can obtain additional information regarding the methodology used to determine the estimate of value and the date of the information that is the basis for the estimate by contacting your Financial Advisor.
 - Third party estimated values may be reflected as "Not priced" in several situations: when an independent valuation firm has not supplied or is unable to assign a value, when we become aware that a material event has occurred that may call a previously reported value into question, or when a value would be highly speculative due to the nature of the security.
 - When neither an issuer, general partner or sponsor estimated value nor a third-party estimated value is provided, the value of the security will be different from its purchase price.
 - "Distributions to date" may include return of capital, income or both.
 - "Original unit size" represents the initial offering price per unit and may not reflect your cost basis.

- DFP and unlisted REIT securities are not listed on a national securities exchange, and are generally illiquid and even if they can be sold, the price received may be less than the per share estimated value provided in the account statement.

- **Restricted securities.** Restricted securities generally are not currently eligible for public sale. UBS Financial Services uses the market price of the unrestricted stock of the same issuer as an imputed value for the restricted stock for purposes of this statement only. To the extent that restricted securities are eligible for sale, the value received may be substantially less than the imputed value shown.
- **Est. (estimated) income, current yields and rates.** An estimate of annual income is based on current dividend and interest rates, assuming the securities will be held for one year from statement date or until maturity. This estimate is only a guideline; accuracy and continued income are not guaranteed.
 - Estimated annual income and current yield for certain types of securities could include a return of principal or capital gains in which case the est. income (and current yield) would be overstated.
 - Estimated annual income and current yield and the actual income and yield might be lower or higher than the estimated amounts.
 - An estimate of annualized income (dividend and/or interest) divided by the current market value/average balance is based on the last dividend or interest payment made by the issuer and assumes the securities/deposits will be held for one year from the statement date or until maturity. Accuracy and continued yield are not guaranteed.
- **Assets not held by UBS Financial Services.** Certain assets are not held by the Firm and not within the Firm's possession or control. These assets are displayed on your statement for informational purposes only. Positions and values presented are provided by the issuing firm. UBS Financial Services is not responsible for this information and does not guarantee its accuracy. These assets are not protected by SIPC or the Firm's supplemental SIPC coverage.
- **Revenue sharing and additional compensation.**
 - In addition to commissions on sales and 12b-1 fees received in connection with the distribution of mutual funds to our clients we and/or our affiliate receive revenue sharing payments from distributors and/or advisors of the mutual funds that we sell. These amounts are based on two different components: (i) the amount of sales by UBS of a particular mutual fund family to our clients; and (ii) the asset value of a particular mutual fund family's shares held at the firm.
 - We and our affiliate also receive networking and omnibus processing fees in consideration for transfer agent services that we provide to the mutual funds. These fees generally are paid from investor assets in the mutual fund and are a fixed dollar amount based on the number of accounts at the broker-dealer holding mutual funds of that fund family.
 - In addition to commissions received in connection with the sale or distribution of annuity contracts and

unit investment trust units to our clients, we and/or our affiliate receive revenue sharing compensation from many of the insurance companies underwriting the annuity contracts, affiliates of the insurance companies or sponsors of the unit investment trusts we distribute.

- Our affiliates also receive trading commissions and other compensation from mutual funds and insurance companies whose products we distribute.
- We receive an annual fee from UBS Bank USA and UBS AG Stamford Branch of up to \$25 per account sweeping to the banks under the UBS Bank Sweep Programs.

Activity

Information regarding commissions and other charges incurred in connection with the execution of trades, including option transactions has been included on confirmations previously furnished to you, and will be provided to you promptly on request.

Short selling

If you are engaged in short selling a security, you may incur a charge due to certain borrowing costs for that particular security.

Open orders

Regarding open or "good-till-cancelled" orders that were not executed by the statement date, open buy and sell stop orders are reduced by the amount of dividends or rights on an ex-dividends or ex-rights date unless instructed otherwise by you. You are responsible for orders that are executed due to your failure to cancel existing open orders.

Privacy

To obtain a copy of our current Client Privacy Notice, please contact your Financial Advisor or visit our website at www.ubs.com/privacypolicy.

- UBS Financial Services is not a bank. The RMA, Business Services Account BSA and IRMA are brokerage accounts which provide access to banking services and products through arrangements with affiliated banks and other third-party banks, and provides access to insurance and annuity products issued by unaffiliated third-party insurance companies through insurance agency subsidiaries of UBS Financial Services Inc.
- Investment, insurance, and annuity products:
- Not FDIC insured • No bank guarantee • May lose value
- RMA, Resource Management Account, Business Services Account BSA, IRMA and International Resource Management Account are registered service marks of UBS Financial Services Inc.
- VISA is a registered trademark owned by Visa International Service Association and used under license. The UBS Visa credit cards and the UBS Visa debit cards are issued by UBS Bank USA with permission from Visa U.S.A. Incorporated. All other trademarks, registered trademarks, service marks and registered service marks are of their respective companies.

UBS Financial Services Inc.

Rev. 201701

SDNY_GM_00023813

CONFIDENTIAL

EFTA_00134433

EFTA01276204



UBS Financial Services Inc.
Private Wealth Management
299 Park Avenue
25th Floor
New York NY 10171-0002

CNF7005627091 0217.X2 Y1 0

Resource Management Account

February 2017

GHISLAINE MAXWELL
P.O. BOX 308
TEANECK NJ 07666-0308

Account name: GHISLAINE MAXWELL
Friendly account name: Indiv.Check/Car
Account number: [REDACTED]

Your Financial Advisor:
SCOTT STACKMAN/LYLE CASRIEL
Phone: [REDACTED]

Questions about your statement?
Call your Financial Advisor or the
RMA ResourceLine at 800-RMA-1000,
account 029023576.

Visit our website:
www.ubs.com/financialservices

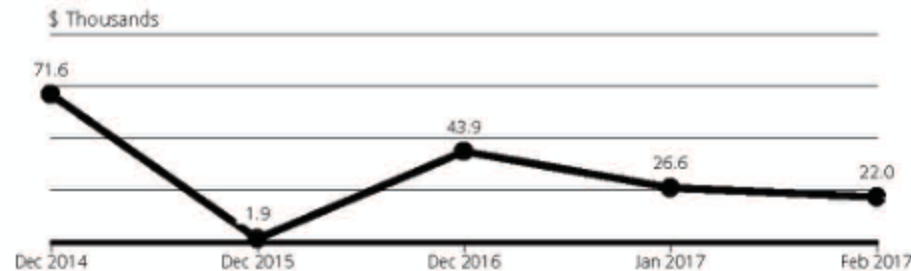
Items for your attention

- Help protect yourself from fraud and review bank, credit card, and brokerage statements regularly. Also, get your free credit report annually from www.annualcreditreport.com.

Value of your account

	on January 31 (\$)	on February 28 (\$)
Your assets	26,612.83	22,016.83
Your liabilities	0.00	0.00
Value of your account	\$26,612.83	\$22,016.83

Tracking the value of your account



Sources of your account growth during 2017

Value of your account at year end 2016	\$43,932.84
Net deposits and withdrawals	-\$21,916.62
Your investment return:	
Dividend and interest income	\$0.61
Change in market value	\$0.00
Value of your account on Feb 28, 2017	\$22,016.83

CONFIDENTIAL



Your account balance sheet

Summary of your assets

	Value on February 28 (\$)	Percentage of your account
A Cash and money balances	22,016.83	100.00%
B Cash alternatives	0.00	0.00%
C Equities	0.00	0.00%
D Fixed income	0.00	0.00%
E Non-traditional	0.00	0.00%
F Commodities	0.00	0.00%
G Other	0.00	0.00%
Total assets	\$22,016.83	100.00%

Value of your account **\$22,016.83**

Your current asset allocation



► Cash and money balances may include available cash balances, UBS Bank USA deposit account balances, UBS AG Stamford Branch deposit account balances and money market mutual fund sweep balances. See the *Important information about your statement* on the last two pages of this statement for details about those balances.

Eye on the markets

Index	Percentage change	
	February 2017	Year to date
S&P 500	3.97%	5.94%
Russell 3000	3.72%	5.67%
MSCI - Europe, Australia & Far East	1.45%	4.39%
Barclays Capital U.S. Aggregate Bond Index	0.67%	0.87%

Interest rates on February 28, 2017

3-month Treasury bills: 0.52%
One-month LIBOR: 0.79%

CONFIDENTIAL



Change in the value of your account

	February 2017 (\$)	Year to date (\$)
Opening account value	\$26,612.83	\$43,932.84
Deposits, including investments transferred in	7,276.62	7,276.62
Withdrawals and fees, including investments transferred out	-11,872.90	-29,193.24
Dividend and interest income	0.28	0.61
Closing account value	\$22,016.83	\$22,016.83

Dividend and interest income earned

For purposes of this statement, taxability of interest and dividend income has been determined from a US tax reporting perspective. Based upon the residence of the account holder, account type, or product type, some interest and/or dividend payments may not be subject to United States (US) and/or Puerto Rico (PR) income taxes. The client monthly statement is not intended to be used and cannot be relied upon for tax purposes. Clients should refer to the applicable tax reporting forms they receive from UBS annually, such as the Forms 1099 and the Forms 480, for tax reporting information. It is the practice of UBS to file the applicable tax reporting forms with the US Internal Revenue Service and PR Treasury Department, and in such forms accurately classify dividends and/or interest as tax exempt or taxable income. Please consult your individual tax preparer.

	February 2017 (\$)	Year to date (\$)
Taxable interest	0.28	0.36
Total current year	\$0.28	\$0.36
Prior year adjustment	0.00	0.25
Total dividend & interest	\$0.28	\$0.61

Cash activity summary

See Account activity this month for details. Balances in your Sweep Options are included in the opening and closing balances value. FDIC insurance applies only to deposits at UBS Bank USA, not to deposits at UBS AG, Stamford Branch or bank deposits placed through the UBS International Deposit Account program. SIPC protection applies to money market sweep fund holdings but not bank deposits. See Important information about your statement on the last two pages of this document for details.

	February 2017 (\$)	Year to date (\$)
Opening balances	\$26,612.83	\$43,932.84
<i>Additions</i>		
Deposits and other funds credited	7,276.62	7,276.62
Dividend and interest income	0.28	0.61
Total additions	\$7,276.90	\$7,277.23
<i>Subtractions</i>		
Checks and bill payments	-11,791.18	-28,976.02
Card payments	-81.72	-217.22
Total subtractions	-\$11,872.90	-\$29,193.24
Net cash flow	-\$4,596.00	-\$21,916.01
Closing balances	\$22,016.83	\$22,016.83

UBS Bank USA Deposit Account APY

Interest period Jan 9 - Feb 6

Opening UBS Bank USA Deposit balance Jan 9	\$28,201.07
Closing UBS Bank USA Deposit balance Feb 6	\$16,185.38
Number of days in interest period	29
Average daily balance	\$25,255.42
Interest earned	\$0.28
Annual percentage yield earned	0.01%

CONFIDENTIAL



My Choice Rewards Points from UBS

Rewards points are reflected as of the 26th of the month or the prior business day if the 26th falls on a weekend/holiday. Rewards point activity details can be found on www.ubs.com/online/services

	February 2017	Year to date
Opening balance	5,791	5,709
Points earned	237	319
Closing balance	6,028	6,028

Your investment objectives:

You have identified the following investment objectives for this account. If you have questions about these objectives, disagree with them, or wish to change them, please contact your Financial Advisor or Branch Manager. You can find a full description of the alternative investment objectives in *Important information about your statement* at the end of this document.

Your return objective:

Current income & capital appreciation

Your risk profile:

Primary - Aggressive

Investment eligibility consideration - None selected

Your account instructions

- Your account cost basis default closing method is FIFO, First In, First Out.

CONFIDENTIAL



Your assets

Some prices, income and current values shown may be approximate. As a result, gains and losses may not be accurately reflected. See *Important information about your statement* at the end of this document for more information.

Cash

Cash and money balances

Cash and money balances may include available cash balances, UBS Bank USA deposit account balances, UBS AG Stamford Branch deposit account balances and money market mutual fund sweep balances.

UBS Bank USA deposit account balances are insured by the FDIC within applicable limits, but are not protected by SIPC. UBS AG Stamford Branch deposit account balances are not insured by FDIC and are not protected by SIPC. Money market sweep balances are protected by SIPC but are not insured by the FDIC. See the *Important information about your statement* at the end of this document for details about those balances.

Holding	Opening balance on Feb 1 (\$)	Closing balance on Feb 28 (\$)	Price per share on Feb 28 (\$)	Average rate	Dividend/Interest period	Days in period	Cap amount (\$)
UBS BANK USA DEP ACCT	26,612.83	22,016.83					250,000.00

Your total assets

		Value on Feb 28 (\$)	Percentage of your account	Cost basis (\$)	Estimated annual income (\$)	Unrealized gain or loss (\$)
Cash	Cash and money balances	22,016.83	100.00%	22,016.83		
Total		\$22,016.83	100.00%	\$22,016.83		

Account activity this month

	Date	Activity	Description	Amount (\$)
Deposits and other funds credited	Feb 17	Deposit	BANK CHECK	7,276.62
	Total deposits and other funds credited			\$7,276.62
Dividend and interest income				
<i>Taxable interest</i>	Feb 7	Interest	UBS BANK USA DEPOSIT ACCOUNT AS OF 02/06/17	0.28
	Total taxable interest			\$0.28
	Total dividend and interest income			\$0.28

CONFIDENTIAL



Account activity this month (continued)

	Date	Activity	Description	Amount (\$)
Bill payments	Feb 2	Withdrawal	ACH WITHDRAWAL UNITEDHEALTHONE	-556.98
	Feb 2	Withdrawal	ACH WITHDRAWAL UNITEDHEALTHONE	-40.22
	Feb 3	Withdrawal	ACH WITHDRAWAL AMEX EPAYMENT	-9,830.53
	Feb 9	Withdrawal	ACH WITHDRAWAL Saks Retail	-1,363.45
	Total bill payments			

Card Items for your Attention:

Earn My Choice Reward points with every purchase you make with your UBS credit card. It is one of the most flexible rewards programs in the industry. Choose from a wide selection of rewards like travel, gift cards and merchandise. Or with the Personal Choice feature, you can use your points to pay for anything over \$100 that you purchase with your card.

	Date	Description	Amount (\$)
Card payments	Feb 17	CREDIT CARD PAYMENT	-81.72
Total card payments			-\$81.72

	Minimum Payment Due	Payment Due Date	Credit line	Available Credit Line	Outstanding balance
UBS Visa credit card(s) payment information for March 23, 2017	\$35.00	Mar 23, 2017	\$35,000.00	\$34,763.60	\$236.40

This credit card is enrolled in UBS Pay Credit Card feature and will automatically be paid from your account. Your payment is scheduled for March 20, 2017

We provide this information on your UBS Visa credit cards solely as a courtesy to you. The UBS Visa credit card and account are issued by UBS Bank USA. UBS Bank USA sends you the official statement for this account and you should make your payment according to their instructions.

We do not include your outstanding credit card balance in the value of your account with UBS Financial Services Inc.

	Date	Activity	Description	Amount (\$)
Money balance activities	Jan 31	Balance forward		\$26,612.83
	Feb 3	Withdrawal	UBS BANK USA DEPOSIT ACCOUNT AS OF 02/02/17	-597.20
	Feb 6	Withdrawal	UBS BANK USA DEPOSIT ACCOUNT AS OF 02/03/17	-9,830.53
	Feb 7	Deposit	UBS BANK USA DEPOSIT ACCOUNT AS OF 02/06/17	0.28
	Feb 10	Withdrawal	UBS BANK USA DEPOSIT ACCOUNT AS OF 02/09/17	-1,363.45
	Feb 21	Deposit	UBS BANK USA DEPOSIT ACCOUNT	7,194.90
	Feb 28	Closing UBS Bank USA Deposit Account		\$22,016.83

The UBS Bank USA Deposit Account is your primary sweep option.

CONFIDENTIAL

Important information about your statement

UBS Financial Services Inc. (the Firm or UBS Financial Services), is a member of all principal security, commodity and options exchanges. UBS Financial Services and UBS Bank USA are indirect subsidiaries of UBS AG and affiliates of UBS Securities LLC. The Firm's financial statement is available upon request. The Firm's executive offices are at:

UBS Financial Services Inc.
1200 Harbor Boulevard
Weehawken, NJ 07086

This statement represents the only official record of your UBS Financial Services account. Other records, except official tax documents, containing conflicting data should not be relied upon. If you believe there is an error or omission, please report it immediately in writing to the Branch Manager of the office serving your account.

Although all figures shown are intended to be accurate, statement data should not be used for tax purposes. Rely solely on year-end tax forms, (i.e., Form 1099, 5498, 1042S, etc.) when preparing your tax return. The Firm is required by law to report to the IRS all taxable dividends, reportable non-taxable dividends and taxable interest earned on securities held in your account, net proceeds on sale transactions, and cost basis on certain covered securities.

Communications with the Firm

- Please re-confirm any oral communications in writing to further protect your rights, including your rights under the Securities Investor Protection Act (SIPA).
- If the financial institution on the top left of the front of this statement is not UBS Financial Services, UBS Financial Services carries your account as clearing broker by arrangement with the indicated institution. We informed you of this relationship when you opened this account. In this case, your funds and securities are located at UBS Financial Services and not the introducing broker, and you must make a report of any error or omission to **both** firms.
- As described in the account agreements, you must notify us of any errors or fraud involving checks reflected on your statement within 30 days after it was mailed or made available.
- Please direct customer complaints or inquiries to the Firm's Client Relations Department at 201-352-1699 or toll-free at 800-354-9103, 8:00 A.M. to 6:00 P.M. ET Monday through Friday, or in writing to UBS Financial Services Inc., Client Relations Department, P.O. Box 766 Union City, NJ 07087.
- All statements shall be deemed complete and accurate if not objected to in writing within 60 days.
- For TTY services: Call 844-612-0986 or from outside the U.S.: Call 201-352-1495
- In case of errors or questions about an electronic funds transfer (EFT), bill payment or UBS Visa® debit card transactions, call 800-762-1000, or write to UBS Financial Services Inc., 1000 Harbor Blvd., 6th floor, Weehawken, NJ 07086, Attn: RMA/BSA Services.

Call or write as soon as you can, if you think your statement or receipt is wrong or if you need more information about a transfer on the statement or receipt. The Firm or Card Issuer (as applicable) must

hear from you no later than 60 days after the Firm sent you the first statement on which the error or problem appeared.

- Provide your name and account number (if any).
- Describe the error or the transfer you are unsure about, and explain as clearly as you can why you believe it is an error or why you need more information.
- Provide the dollar amount of the suspected error.

The Firm or Card Issuer will investigate your complaint and will correct any error promptly. For alleged errors involving UBS Visa® debit card transactions, if we take more than 10 business days to do this, we will credit your account for the amount you think is in error, so that you will have the use of the money during the time it takes us to complete our investigation.

Please make all checks payable to the Firm or the financial institution indicated on the front of this statement. In addition to regular account fees, accounts may be subject to maintenance fees, charges for late payment for securities purchases and charges for unpaid amounts in cash accounts. Accounts that are transferred to other institutions may be subject to a transfer fee.

UBS Sweep Options

UBS offers options for sweeping cash balances, balances to bank deposits at UBS Bank USA and UBS AG Stamford branch (Bank Sweep Programs), money market mutual funds (Money Funds) and the International Deposit Account (IDA) for customers with an International Resource Management Account. Through the Bank Sweep Programs, cash balances are swept to UBS Bank USA up to an established limit and then to UBS AG Stamford Branch or a Money Fund. Deposits at UBS Bank USA are FDIC insured in accordance with FDIC rules. For more information please visit www.fdic.gov. Deposits at UBS AG Stamford Branch and shares of Money Funds are not insured by the FDIC.

Through the IDA, cash balances are swept to deposit accounts at UBS AG New York Branch and UBS AG Cayman Branch. These deposits are not insured by the FDIC. Balances held at the UBS AG Cayman Branch are temporarily exposed to the sovereign risk of the Cayman Islands, and there is no guarantee or other obligation of UBS AG to repay the balances while on the UBS Cayman Branch's books.

Deposits at UBS Bank USA and each UBS AG Branch are not protected by SIPC. Money Fund shares are protected by SIPC. See "UBS Financial Services Account Protection" below.

Upon your request, balances in the Bank Sweep Programs or IDA may be withdrawn, and shares of a Money Fund may be liquidated, and the proceeds returned to you or your securities account.

Further information about available sweep options, including current interest rates and yields, is available at www.ubs.com/sweep/yields, from your Financial Advisor or by calling 800-762-1000.

UBS Financial Services account protection

The Firm is a member of the Securities Investor Protection

Corporation (SIPC), which protects securities customers of its members up to \$500,000 (including \$250,000 for claims for cash). Explanatory brochure available upon request or at www.sipc.org. The SIPC asset protection limits apply to all accounts that you hold in a particular capacity.

The Firm, together with certain affiliates, has also purchased supplemental insurance. The maximum amount payable to all eligible clients, collectively under this protection is \$500 million as of December 10, 2016. Subject to the policy conditions and limitations, cash at the Firm is further protected for up to \$1.9 million in the aggregate for all your accounts held in a particular capacity. A full copy of the policy wording is available upon request.

The SIPC protection and the supplemental protection both do not apply to:

- Certain financial assets controlled by (and included in your account value) but held away from UBS Financial Services (e.g., certain (i) cash at UBS Bank USA, (ii) cash at UBS AG U.S. Branches, (iii) insurance products, including variable annuities, and (iv) shares of mutual funds where such shares are registered directly in the name of the account holder on the books and records of the issuer or transfer agent);
- Investment contracts or investment interests (e.g., limited partnerships and private placements) that are not registered under the Securities Act of 1933; and
- Commodities contracts (e.g., foreign exchange and precious metal contracts), including futures contracts and commodity option contracts.

The SIPC protection and the supplemental protection do not apply to these assets even if they otherwise appear on your statements. The SIPC protection and the supplemental protection do not protect against changes in the market value of your investments (whether as a result of market movement, issuer bankruptcy or otherwise).

Dividend Reinvestment Program (DRIP)

The price reflected is an average price. You may obtain the actual price from your Financial Advisor. Only whole shares are purchased under DRIP; partial shares will be sold and the cash will be deposited in your account. The dividend reinvestment price supplied by the issuer may differ from the market price at which the partial shares are sold.

Cash-in-lieu

Only whole units may be held in your account. If you are entitled to a partial unit as a result of a dividend payment or otherwise, the Firm will either sell partial units at market price or accept an amount determined by a registered clearing agency, and credit your account.

Investment objectives

The investment objectives and risk profile are specific to each account and may vary between your accounts. Please advise the Firm promptly in writing of any significant change in your financial situation or investment objectives. For each account held, you choose one of the following investment objectives:

- **Produce Current Income:** Investments seeking the generation of income only.

- **Achieve Capital Appreciation:** Investments seeking growth of principal rather than the generation of income.
- **Produce Combination of Income and Capital Appreciation:** Investments seeking both the generation of income and growth of principal.

Overall risk profiles

- **Conservative:** Seeks to maintain initial principal, with low risk and volatility to the account overall, even if that means the account does not generate significant income or returns and may not keep pace with inflation.
- **Moderate:** Willing to accept some risk to principal and tolerate some volatility to seek higher returns.
- **Aggressive:** Willing to accept high risk to principal and high volatility to seek high returns over time.
- **Investment Eligibility Consideration:** If selected, a portion of the portfolio for that account may include complex strategies, limited liquidity and greater volatility.

Statement "householding"

We may consolidate all related account statements with the same address in the same envelope, e.g. because they have owners who also maintain joint account relationships with other clients at the same address. If you prefer to receive individual statements mailed in separate envelopes, you may decline householding by calling your Financial Advisor.

Friendly account name

The Friendly account name is a customizable "nickname" chosen by you to assist you with your recordkeeping. It has no legal effect on your account. You can change your Friendly account names, through Online Services or by contacting your Financial Advisor.

Account overview

- **Value of your account/portfolio.** Net of assets and liabilities.
- **Assets.** Includes available cash balances, values for restricted security (est.), and Global Time Deposits, unrealized marks to market, and certain assets not held by the Firm. Does not include unpriced securities/assets at the end of the prior and current statement periods, or private investments, unvested stock options and exercisable stock options.
- **Liabilities.** Includes debit balances, outstanding margin loans, credit line, short account balances.
- **Cash/money balances.** Total of uninvested available cash balances, plus deposit balances at UBS Bank USA, UBS AG U.S. Branches and money market mutual fund sweep balances, at the close of the statement period. Non-commodity free credit balances in your account are not segregated from other balances and the Firm may use any of these funds in the ordinary course of its business. These funds are payable upon your demand. This total is included in the current period closing value.

SDNY_GM_00023820

CONFIDENTIAL

EFTA_00134440

EFTA01276211

Important information about your statement (continued)

Lending information

For detailed information on the Firm's lending practices and disclosures, refer to your Client Relationship Agreement or Account Agreement and the General Terms and Conditions, UBS Statement of Credit Practices available in *Agreements and Disclosures* at www.ubs.com/accounts/disclosures.

Your assets

Your statement itemizes securities and other assets held in the account at the end of the statement period. You may ask for delivery of fully paid securities at any time. You may receive securities used as loan collateral after paying any balance due on them. Any securities transferred to the Firm during the statement period are listed at market value as of the end of the statement period.

• **Cost basis.** In determining the cost basis of the securities included in this statement, where indicated with the number "1," UBS Financial Services has relied on information obtained from sources other than UBS Financial Services, including information from another firm or that you may have provided to your Financial Advisor. The Firm does not independently verify or guarantee the accuracy or validity of any information provided by sources other than UBS Financial Services. In addition, although UBS Financial Services generally updates this information as it is received, the Firm does not provide any assurances that the information under "Cost basis" and "Unrealized gain/loss" is accurate as of the date of this statement. As such, please do not rely on this information to make purchase or sale decisions, for tax purposes or otherwise. Accounts transferred to the Firm may reflect gain/loss information only for the period of time they are held at the Firm. More historical information can be added by your Financial Advisor.

• **Unrealized gains/losses.** When data is available, estimated unrealized gains/losses are calculated for individual security lots. The transaction data for individual lots may or may not reflect commissions, charges and/or security reorganization events. Dividend and other reinvestment lots and systematic purchase lots are each combined to display one averaged lot. The "Trade date" column presents the original transaction trade date.

• **Callable securities.** Bonds and preferred stock that the issuer calls for early redemption will be selected impartially by lot from among all securities of that issue held in our name or in nominee name for our clients. Call feature information is obtained from third parties and its accuracy is not guaranteed. Other call features may exist which could affect yield; complete information will be provided upon request.

• **Certificates of deposit (CDs).** CDs are FDIC insured up to \$250,000 in principal and accrued interest per depositor and per depository institution, in accordance with FDIC rules.

• **Price/value.** Prices displayed for securities and other products may be higher or lower than the price that you would actually receive in the market. Prices are obtained from various third party sources which we

believe to be reliable, but we do not guarantee their accuracy.

– We generally use the closing price when available or the mean of the bid and ask prices for listed securities and options or only bid prices for OTC securities.

– Less actively traded securities may be priced using a valuation model or the most recent price we obtained and may not reflect an actual market price or value.

– Certain positions may appear without a price and will show as "price was not available" if we are unable to obtain a price for a security.

– Deposits or securities denominated in currencies other than U.S. dollars are reflected at the exchange rate as of the statement date.

– For certain securities trading in non-conforming denominations, price and quantity (face value) may have been adjusted to facilitate proper valuation. To obtain current quotations, when available, contact your Financial Advisor.

• Private investments and structured products.

Private investment securities (including direct participation program and real estate investment trust securities) and structured products are generally highly illiquid. Certain structured products have not been registered with the Securities and Exchange Commission or under any state securities laws. We provide estimated values for private investment securities and structured products for informational purposes only. Accuracy is not guaranteed.

– These values may differ substantially from prices, if any, at which a private investment security or structured product may be bought or sold and do not necessarily represent the value you may receive upon liquidation.

– Third party estimates of value are as of a certain date and are supplied to UBS Financial Services on a regular basis by an independent valuation firm.

– Issuer, general partner or sponsor estimated values, if any, are supplied to the Firm by the issuer, general partner or sponsor and may be calculated based on different information from that used by third parties to derive their estimated values.

– You can obtain additional information regarding the methodology used to determine the estimate of value and the date of the information that is the basis for the estimate by contacting your Financial Advisor.

– Third party estimated values may be reflected as "Not priced" in several situations: when an independent valuation firm has not supplied or is unable to assign a value, when we become aware that a material event has occurred that may call a previously reported value into question, or when a value would be highly speculative due to the nature of the security.

– When neither an issuer, general partner or sponsor estimated value nor a third-party estimated value is provided, the value of the security will be different from its purchase price.

– "Distributions to date" may include return of capital, income or both.

– "Original unit size" represents the initial offering price per unit and may not reflect your cost basis.

– DFP and unlisted REIT securities are not listed on a national securities exchange, and are generally illiquid and even if they can be sold, the price received may be less than the per share estimated value provided in the account statement.

• **Restricted securities.** Restricted securities generally are not currently eligible for public sale. UBS Financial Services uses the market price of the unrestricted stock of the same issuer as an imputed value for the restricted stock for purposes of this statement only. To the extent that restricted securities are eligible for sale, the value received may be substantially less than the imputed value shown.

• Est. (estimated) income, current yields and rates.

An estimate of annual income is based on current dividend and interest rates, assuming the securities will be held for one year from statement date or until maturity. This estimate is only a guideline; accuracy and continued income are not guaranteed.

– Estimated annual income and current yield for certain types of securities could include a return of principal or capital gains in which case the est. income (and current yield) would be overstated.

– Estimated annual income and current yield and the actual income and yield might be lower or higher than the estimated amounts.

– An estimate of annualized income (dividend and/or interest) divided by the current market value/average balance is based on the last dividend or interest payment made by the issuer and assumes the securities/deposits will be held for one year from the statement date or until maturity.

Accuracy and continued yield are not guaranteed.

• Assets not held by UBS Financial Services.

Certain assets are not held by the Firm and not within the Firm's possession or control. These assets are displayed on your statement for informational purposes only. Positions and values presented are provided by the issuing firm. UBS Financial Services is not responsible for this information and does not guarantee its accuracy. These assets are not protected by SIPC or the Firm's supplemental SIPC coverage.

• Revenue sharing and additional compensation.

– In addition to commissions on sales and 12b-1 fees received in connection with the distribution of mutual funds to our clients we and/or our affiliate receive revenue sharing payments from distributors and/or advisors of the mutual funds that we sell. These amounts are based on two different components: (i) the amount of sales by UBS of a particular mutual fund family to our clients; and (ii) the asset value of a particular mutual fund family's shares held at the firm.

– We and our affiliate also receive networking and omnibus processing fees in consideration for transfer agent services that we provide to the mutual funds. These fees generally are paid from investor assets in the mutual fund and are a fixed dollar amount based on the number of accounts at the broker-dealer holding mutual funds of that fund family.

– In addition to commissions received in connection with the sale or distribution of annuity contracts and

unit investment trust units to our clients, we and/or our affiliate receive revenue sharing compensation from many of the insurance companies underwriting the annuity contracts, affiliates of the insurance companies or sponsors of the unit investment trusts we distribute.

– Our affiliates also receive trading commissions and other compensation from mutual funds and insurance companies whose products we distribute.

– We receive an annual fee from UBS Bank USA and UBS AG Stamford Branch of up to \$25 per account sweeping to the banks under the UBS Bank Sweep Programs.

Activity

Information regarding commissions and other charges incurred in connection with the execution of trades, including option transactions has been included on confirmations previously furnished to you, and will be provided to you promptly on request.

Short selling

If you are engaged in short selling a security, you may incur a charge due to certain borrowing costs for that particular security.

Open orders

Regarding open or "good-till-cancelled" orders that were not executed by the statement date, open buy and sell stop orders are reduced by the amount of dividends or rights on an ex-dividends or ex-rights date unless instructed otherwise by you. You are responsible for orders that are executed due to your failure to cancel existing open orders.

Privacy

To obtain a copy of our current Client Privacy Notice, please contact your Financial Advisor or visit our website at www.ubs.com/privacypolicy.

– UBS Financial Services is not a bank. The RMA, Business Services Account BSA and IRMA are brokerage accounts which provide access to banking services and products through arrangements with affiliated banks and other third-party banks, and provides access to insurance and annuity products issued by unaffiliated third-party insurance companies through insurance agency subsidiaries of UBS Financial Services Inc.

– Investment, insurance, and annuity products:

– Not FDIC insured • No bank guarantee • May lose value

– RMA, Resource Management Account, Business Services Account BSA, IRMA and International Resource Management Account are registered service marks of UBS Financial Services Inc.

– VISA is a registered trademark owned by Visa International Service Association and used under license. The UBS Visa credit cards and the UBS Visa debit cards are issued by UBS Bank USA with permission from Visa U.S.A. Incorporated. All other trademarks, registered trademarks, service marks and registered service marks are of their respective companies.

UBS Financial Services Inc.

Rev. 201702

SDNY_GM_00023821

CONFIDENTIAL

EFTA_00134441

EFTA01276212



UBS Financial Services Inc.
Private Wealth Management
299 Park Avenue
25th Floor
New York NY 10171-0002

CNF7006569893 0317 X1 Y1 0

Resource Management Account

March 2017

GHISLAINE MAXWELL
P.O. BOX 308
TEANECK NJ 07666-0308

Account name: GHISLAINE MAXWELL
Friendly account name: Indiv.Check/Car
Account number: [REDACTED]

Your Financial Advisor:
SCOTT STACKMAN/LYLE CASRIEL
Phone: [REDACTED]

Questions about your statement?
Call your Financial Advisor or the
RMA ResourceLine at 800-RMA-1000,
account 029023576.

Visit our website:
www.ubs.com/financialservices

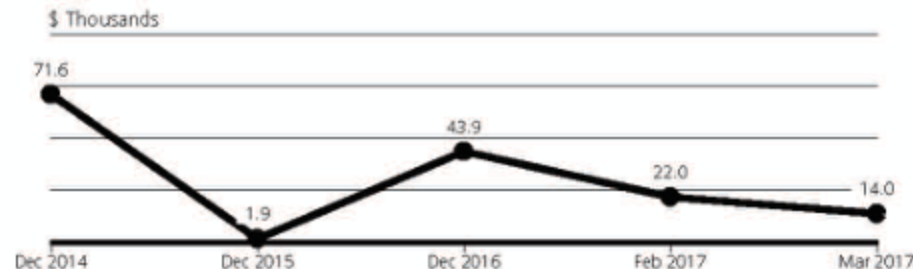
Items for your attention

- Help protect yourself from fraud and review bank, credit card, and brokerage statements regularly. Also, get your free credit report annually from www.annualcreditreport.com.

Value of your account

	on February 28 (\$)	on March 31 (\$)
Your assets	22,016.83	14,010.98
Your liabilities	0.00	0.00
Value of your account	\$22,016.83	\$14,010.98

Tracking the value of your account



Sources of your account growth during 2017

Value of your account at year end 2016	\$43,932.84
Net deposits and withdrawals	-\$29,922.60
Your investment return:	
Dividend and interest income	\$0.74
Change in market value	\$0.00
Value of your account on Mar 31, 2017	\$14,010.98

CONFIDENTIAL



Your account balance sheet

Summary of your assets

	Value on March 31 (\$)	Percentage of your account
A Cash and money balances	14,010.98	100.00%
B Cash alternatives	0.00	0.00%
C Equities	0.00	0.00%
D Fixed income	0.00	0.00%
E Non-traditional	0.00	0.00%
F Commodities	0.00	0.00%
G Other	0.00	0.00%
Total assets	\$14,010.98	100.00%

Value of your account **\$14,010.98**

Your current asset allocation



► Cash and money balances may include available cash balances, UBS Bank USA deposit account balances, UBS AG Stamford Branch deposit account balances and money market mutual fund sweep balances. See the *Important information about your statement* on the last two pages of this statement for details about those balances.

Eye on the markets

Index	Percentage change	
	March 2017	Year to date
S&P 500	0.12%	6.07%
Russell 3000	0.07%	5.74%
MSCI - Europe, Australia & Far East	2.87%	7.39%
Barclays Capital U.S. Aggregate Bond Index	-0.05%	0.82%

Interest rates on March 31, 2017

3-month Treasury bills: 0.74%
One-month LIBOR: 0.98%

CONFIDENTIAL



Change in the value of your account

	March 2017 (\$)	Year to date (\$)
Opening account value	\$22,016.83	\$43,932.84
Deposits, including investments transferred in	0.00	7,276.62
Withdrawals and fees, including investments transferred out	-8,005.98	-37,199.22
Dividend and interest income	0.13	0.74
Closing account value	\$14,010.98	\$14,010.98

Dividend and interest income earned

For purposes of this statement, taxability of interest and dividend income has been determined from a US tax reporting perspective. Based upon the residence of the account holder, account type, or product type, some interest and/or dividend payments may not be subject to United States (US) and/or Puerto Rico (PR) income taxes. The client monthly statement is not intended to be used and cannot be relied upon for tax purposes. Clients should refer to the applicable tax reporting forms they receive from UBS annually, such as the Forms 1099 and the Forms 480, for tax reporting information. It is the practice of UBS to file the applicable tax reporting forms with the US Internal Revenue Service and PR Treasury Department, and in such forms accurately classify dividends and/or interest as tax exempt or taxable income. Please consult your individual tax preparer.

	March 2017 (\$)	Year to date (\$)
Taxable interest	0.13	0.49
Total current year	\$0.13	\$0.49
Prior year adjustment	0.00	0.25
Total dividend & interest	\$0.13	\$0.74

Cash activity summary

See Account activity this month for details. Balances in your Sweep Options are included in the opening and closing balances value. FDIC insurance applies only to deposits at UBS Bank USA, not to deposits at UBS AG, Stamford Branch or bank deposits placed through the UBS International Deposit Account program. SIPC protection applies to money market sweep fund holdings but not bank deposits. See Important information about your statement on the last two pages of this document for details.

	March 2017 (\$)	Year to date (\$)
Opening balances	\$22,016.83	\$43,932.84
<i>Additions</i>		
Deposits and other funds credited	0.00	7,276.62
Dividend and interest income	0.13	0.74
Total additions	\$0.13	\$7,277.36
<i>Subtractions</i>		
Checks and bill payments	-7,769.58	-36,745.60
Card payments	-236.40	-453.62
Total subtractions	-\$8,005.98	-\$37,199.22
Net cash flow	-\$8,005.85	-\$29,921.86
Closing balances	\$14,010.98	\$14,010.98

UBS Bank USA Deposit Account APY

Interest period Feb 7 - Mar 6

Opening UBS Bank USA Deposit balance Feb 7	\$16,185.38
Closing UBS Bank USA Deposit balance Mar 6	\$14,723.73
Number of days in interest period	28
Average daily balance	\$17,453.55
Interest earned	\$0.13
Annual percentage yield earned	0.01%

SDNY_GM_00023824

CNP70006006569895 NP7000307237 00003 0317 030575004 Y123576550 100000

Page 3 of 8

CONFIDENTIAL

EFTA_00134444

EFTA01276215



My Choice Rewards Points from UBS

Rewards points are reflected as of the 26th of the month or the prior business day if the 26th falls on a weekend/holiday. Rewards point activity details can be found on www.ubs.com/online services

	March 2017	Year to date
Opening balance	6,028	5,709
Points earned	300	619
Closing balance	6,328	6,328

Your investment objectives:

You have identified the following investment objectives for this account. If you have questions about these objectives, disagree with them, or wish to change them, please contact your Financial Advisor or Branch Manager. You can find a full description of the alternative investment objectives in *Important information about your statement* at the end of this document.

Your return objective:

Current income & capital appreciation

Your risk profile:

Primary - Aggressive

Investment eligibility consideration - None selected

Your account instructions

- Your account cost basis default closing method is FIFO, First In, First Out.

CONFIDENTIAL



Your assets

Some prices, income and current values shown may be approximate. As a result, gains and losses may not be accurately reflected. See *Important information about your statement* at the end of this document for more information.

Cash

Cash and money balances

Cash and money balances may include available cash balances, UBS Bank USA deposit account balances, UBS AG Stamford Branch deposit account balances and money market mutual fund sweep balances.

UBS Bank USA deposit account balances are insured by the FDIC within applicable limits, but are not protected by SIPC. UBS AG Stamford Branch deposit account balances are not insured by FDIC and are not protected by SIPC. Money market sweep balances are protected by SIPC but are not insured by the FDIC. See the *Important information about your statement* at the end of this document for details about those balances.

Holding	Opening balance on Mar 1 (\$)	Closing balance on Mar 31 (\$)	Price per share on Mar 31 (\$)	Average rate	Dividend/Interest period	Days in period	Cap amount (\$)
UBS BANK USA DEP ACCT	22,016.83	14,010.98					250,000.00

Your total assets

		Value on Mar 31 (\$)	Percentage of your account	Cost basis (\$)	Estimated annual income (\$)	Unrealized gain or loss (\$)
Cash	Cash and money balances	14,010.98	100.00%	14,010.98		
Total		\$14,010.98	100.00%	\$14,010.98		

Account activity this month

	Date	Activity	Description	Amount (\$)
Dividend and interest income				
<i>Taxable interest</i>				
	Mar 7	Interest	UBS BANK USA DEPOSIT ACCOUNT AS OF 03/06/17	0.13
		Total taxable interest		\$0.13
		Total dividend and interest income		\$0.13
Checks				
	001051	Mar 9	CHRISTINE MALINA MAXWELL	-70.00
		Total checks		-\$70.00

CONFIDENTIAL



Account activity this month (continued)

	Date	Activity	Description	Amount (\$)
Bill payments	Mar 2	Withdrawal	ACH WITHDRAWAL UNITEDHEALTHONE	-556.98
	Mar 2	Withdrawal	ACH WITHDRAWAL UNITEDHEALTHONE	-40.22
	Mar 3	Withdrawal	ACH WITHDRAWAL AMEX EPAYMENT	-6,696.03
	Mar 9	Withdrawal	ACH WITHDRAWAL Saks Retail	-190.14
	Mar 21	Withdrawal	ACH WITHDRAWAL PAYPAL	-141.21
	Mar 28	Withdrawal	ACH WITHDRAWAL PAYPAL	-75.00
Total bill payments				-\$7,699.58

Card Items for your Attention:

Earn My Choice Reward points with every purchase you make with your UBS credit card. It is one of the most flexible rewards programs in the industry. Choose from a wide selection of rewards like travel, gift cards and merchandise. Or with the Personal Choice feature, you can use your points to pay for anything over \$100 that you purchase with your card.

	Date	Description	Amount (\$)
Card payments	Mar 20	CREDIT CARD PAYMENT	-236.40
Total card payments			-\$236.40

	Minimum Payment Due	Payment Due Date	Credit line	Available Credit Line	Outstanding balance
UBS Visa credit card(s) payment information for April 23, 2017	\$35.00	Apr 23, 2017	\$35,000.00	\$34,700.00	\$300.00

This credit card is enrolled in UBS Pay Credit Card feature and will automatically be paid from your account. Your payment is scheduled for April 20, 2017.

We provide this information on your UBS Visa credit cards solely as a courtesy to you. The UBS Visa credit card and account are issued by UBS Bank USA. UBS Bank USA sends you the official statement for this account and you should make your payment according to their instructions.

We do not include your outstanding credit card balance in the value of your account with UBS Financial Services Inc.

	Date	Activity	Description	Amount (\$)
Money balance activities	Feb 28	Balance forward		\$22,016.83
	Mar 3	Withdrawal	UBS BANK USA DEPOSIT ACCOUNT AS OF 03/02/17	-597.20
	Mar 6	Withdrawal	UBS BANK USA DEPOSIT ACCOUNT AS OF 03/03/17	-6,696.03
	Mar 7	Deposit	UBS BANK USA DEPOSIT ACCOUNT AS OF 03/06/17	0.13
	Mar 10	Withdrawal	UBS BANK USA DEPOSIT ACCOUNT AS OF 03/09/17	-260.14
	Mar 21	Withdrawal	UBS BANK USA DEPOSIT ACCOUNT AS OF 03/20/17	-236.40

continued next page

CONFIDENTIAL



Account activity this month (continued)

	Date	Activity	Description	Amount (\$)
Money balance activities (continued)	Mar 22	Withdrawal	UBS BANK USA DEPOSIT ACCOUNT AS OF 03/21/17	-141.21
	Mar 29	Withdrawal	UBS BANK USA DEPOSIT ACCOUNT AS OF 03/28/17	-75.00
	Mar 31	Closing UBS Bank USA Deposit Account		\$14,010.98

The UBS Bank USA Deposit Account is your primary sweep option.

CONFIDENTIAL



Your notes

CONFIDENTIAL

Important information about your statement

UBS Financial Services Inc. (the Firm or UBS Financial Services), is a member of all principal security, commodity and options exchanges. UBS Financial Services and UBS Bank USA are indirect subsidiaries of UBS AG and affiliates of UBS Securities LLC. The Firm's financial statement is available upon request. The Firm's executive offices are at:

UBS Financial Services Inc.
1200 Harbor Boulevard
Weehawken, NJ 07086

This statement represents the only official record of your UBS Financial Services account. Other records, except official tax documents, containing conflicting data should not be relied upon. If you believe there is an error or omission, please report it immediately in writing to the Branch Manager of the office serving your account.

Although all figures shown are intended to be accurate, statement data should not be used for tax purposes. Rely solely on year-end tax forms, (i.e., Form 1099, 5498, 1042S, etc.) when preparing your tax return. The Firm is required by law to report to the IRS all taxable dividends, reportable non-taxable dividends and taxable interest earned on securities held in your account, net proceeds on sale transactions, and cost basis on certain covered securities.

Communications with the Firm

- Please re-confirm any oral communications in writing to further protect your rights, including your rights under the Securities Investor Protection Act (SIPA).
- If the financial institution on the top left of the front of this statement is not UBS Financial Services, UBS Financial Services carries your account as clearing broker by arrangement with the indicated institution. We informed you of this relationship when you opened this account. In this case, your funds and securities are located at UBS Financial Services and not the introducing broker, and you must make a report of any error or omission to **both** firms.
- As described in the account agreements, you must notify us of any errors or fraud involving checks reflected on your statement within 30 days after it was mailed or made available.
- Please direct customer complaints or inquiries to the Firm's Client Relations Department at 201-352-1699 or toll-free at 800-354-9103, 8:00 A.M. to 6:00 P.M. ET Monday through Friday, or in writing to UBS Financial Services Inc., Client Relations Department, P.O. Box 766 Union City, NJ 07087.
- All statements shall be deemed complete and accurate if not objected to in writing within 60 days.
- For TTY services: Call 844-612-0986 or from outside the U.S.: Call 201-352-1495
- In case of errors or questions about an electronic funds transfer (EFT), bill payment or UBS Visa® debit card transactions, call 800-762-1000, or write to UBS Financial Services Inc., 1000 Harbor Blvd., 6th floor, Weehawken, NJ 07086, Attn: RMA/BSA Services.

Call or write as soon as you can, if you think your statement or receipt is wrong or if you need more information about a transfer on the statement or receipt. The Firm or Card Issuer (as applicable) must

hear from you no later than 60 days after the Firm sent you the first statement on which the error or problem appeared.

- Provide your name and account number (if any).
- Describe the error or the transfer you are unsure about, and explain as clearly as you can why you believe it is an error or why you need more information.
- Provide the dollar amount of the suspected error.

The Firm or Card Issuer will investigate your complaint and will correct any error promptly. For alleged errors involving UBS Visa® debit card transactions, if we take more than 10 business days to do this, we will credit your account for the amount you think is in error, so that you will have the use of the money during the time it takes us to complete our investigation.

Please make all checks payable to the Firm or the financial institution indicated on the front of this statement. In addition to regular account fees, accounts may be subject to maintenance fees, charges for late payment for securities purchases and charges for unpaid amounts in cash accounts. Accounts that are transferred to other institutions may be subject to a transfer fee.

UBS Sweep Options

UBS offers options for sweeping cash balances, balances to bank deposits at UBS Bank USA and UBS AG Stamford branch (Bank Sweep Programs), money market mutual funds (Money Funds) and the International Deposit Account (IDA) for customers with an International Resource Management Account. Through the Bank Sweep Programs, cash balances are swept to UBS Bank USA up to an established limit and then to UBS AG Stamford Branch or a Money Fund. Deposits at UBS Bank USA are FDIC insured in accordance with FDIC rules. For more information please visit www.fdic.gov. Deposits at UBS AG Stamford Branch and shares of Money Funds are not insured by the FDIC.

Through the IDA, cash balances are swept to deposit accounts at UBS AG New York Branch and UBS AG Cayman Branch. These deposits are not insured by the FDIC. Balances held at the UBS AG Cayman Branch are temporarily exposed to the sovereign risk of the Cayman Islands, and there is no guarantee or other obligation of UBS AG to repay the balances while on the UBS Cayman Branch's books.

Deposits at UBS Bank USA and each UBS AG Branch are not protected by SIPC. Money Fund shares are protected by SIPC. See "UBS Financial Services Account Protection" below.

Upon your request, balances in the Bank Sweep Programs or IDA may be withdrawn, and shares of a Money Fund may be liquidated, and the proceeds returned to you or your securities account.

Further information about available sweep options, including current interest rates and yields, is available at www.ubs.com/sweep/yields, from your Financial Advisor or by calling 800-762-1000.

UBS Financial Services account protection

The Firm is a member of the Securities Investor Protection Corporation (SIPC), which protects securities customers of its members up to \$500,000 (including \$250,000 for claims for cash). Explanatory brochure available upon request or at www.sipc.org. The SIPC asset protection limits apply to all accounts that you hold in a particular capacity.

The Firm, together with certain affiliates, has also purchased supplemental insurance. The maximum amount payable to all eligible clients, collectively under this protection is \$500 million as of December 10, 2016. Subject to the policy conditions and limitations, cash at the Firm is further protected for up to \$1.9 million in the aggregate for all your accounts held in a particular capacity. A full copy of the policy wording is available upon request.

The SIPC protection and the supplemental protection both do not apply to:

- Certain financial assets controlled by (and included in your account value) but held away from UBS Financial Services (e.g., certain (i) cash at UBS Bank USA, (ii) cash at UBS AG U.S. Branches, (iii) insurance products, including variable annuities, and (iv) shares of mutual funds where such shares are registered directly in the name of the account holder on the books and records of the issuer or transfer agent);
- Investment contracts or investment interests (e.g., limited partnerships and private placements) that are not registered under the Securities Act of 1933; and
- Commodities contracts (e.g., foreign exchange and precious metal contracts), including futures contracts and commodity option contracts.

The SIPC protection and the supplemental protection do not apply to these assets even if they otherwise appear on your statements. The SIPC protection and the supplemental protection do not protect against changes in the market value of your investments (whether as a result of market movement, issuer bankruptcy or otherwise).

Dividend Reinvestment Program (DRIP)

The price reflected is an average price. You may obtain the actual price from your Financial Advisor. Only whole shares are purchased under DRIP; partial shares will be sold and the cash will be deposited in your account. The dividend reinvestment price supplied by the issuer may differ from the market price at which the partial shares are sold.

Cash-in-lieu

Only whole units may be held in your account. If you are entitled to a partial unit as a result of a dividend payment or otherwise, the Firm will either sell partial units at market price or accept an amount determined by a registered clearing agency, and credit your account.

Investment objectives

The investment objectives and risk profile are specific to each account and may vary between your accounts. Please advise the Firm promptly in writing of any significant change in your financial situation or investment objectives. For each account held, you choose one of the following investment objectives:

- **Produce Current Income:** Investments seeking the generation of income only.
- **Achieve Capital Appreciation:** Investments seeking growth of principal rather than the generation of income.
- **Produce Combination of Income and Capital Appreciation:** Investments seeking both the generation of income and growth of principal.

Overall risk profiles

- **Conservative:** Seeks to maintain initial principal, with low risk and volatility to the account overall, even if that means the account does not generate significant income or returns and may not keep pace with inflation.
- **Moderate:** Willing to accept some risk to principal and tolerate some volatility to seek higher returns.
- **Aggressive:** Willing to accept high risk to principal and high volatility to seek high returns over time.
- **Investment Eligibility Consideration:** If selected, a portion of the portfolio for that account may include complex strategies, limited liquidity and greater volatility.

Statement "householding"

We may consolidate all related account statements with the same address in the same envelope, e.g. because they have owners who also maintain joint account relationships with other clients at the same address. If you prefer to receive individual statements mailed in separate envelopes, you may decline householding by calling your Financial Advisor.

Friendly account name

The Friendly account name is a customizable "nickname" chosen by you to assist you with your recordkeeping. It has no legal effect on your account. You can change your Friendly account names, through Online Services or by contacting your Financial Advisor.

Account overview

- **Value of your account/portfolio.** Net of assets and liabilities.
- **Assets.** Includes available cash balances, values for restricted security (est.), and Global Time Deposits, unrealized marks to market, and certain assets not held by the Firm. Does not include unpriced securities/assets at the end of the prior and current statement periods, or private investments, unvested stock options and exercisable stock options.
- **Liabilities.** Includes debit balances, outstanding margin loans, credit line, short account balances.
- **Cash/money balances.** Total of uninvested available cash balances, plus deposit balances at UBS Bank USA, UBS AG U.S. Branches and money market mutual fund sweep balances, at the close of the statement period. Non-commodity free credit balances in your account are not segregated from other balances and the Firm may use any of these funds in the ordinary course of its business. These funds are payable upon your demand. This total is included in the current period closing value.

SDNY_GM_00023830

CONFIDENTIAL

EFTA_00134450

EFTA01276221

Important information about your statement (continued)

Lending information

For detailed information on the Firm's lending practices and disclosures, refer to your Client Relationship Agreement or Account Agreement and the General Terms and Conditions, UBS Statement of Credit Practices available in *Agreements and Disclosures* at www.ubs.com/accounts/disclosures.

Your assets

Your statement itemizes securities and other assets held in the account at the end of the statement period. You may ask for delivery of fully paid securities at any time. You may receive securities used as loan collateral after paying any balance due on them. Any securities transferred to the Firm during the statement period are listed at market value as of the end of the statement period.

• **Cost basis.** In determining the cost basis of the securities included in this statement, where indicated with the number "1," UBS Financial Services has relied on information obtained from sources other than UBS Financial Services, including information from another firm or that you may have provided to your Financial Advisor. The Firm does not independently verify or guarantee the accuracy or validity of any information provided by sources other than UBS Financial Services. In addition, although UBS Financial Services generally updates this information as it is received, the Firm does not provide any assurances that the information under "Cost basis" and "Unrealized gain/loss" is accurate as of the date of this statement. As such, please do not rely on this information to make purchase or sale decisions, for tax purposes or otherwise. Accounts transferred to the Firm may reflect gain/loss information only for the period of time they are held at the Firm. More historical information can be added by your Financial Advisor.

• **Unrealized gains/losses.** When data is available, estimated unrealized gains/losses are calculated for individual security lots. The transaction data for individual lots may or may not reflect commissions, charges and/or security reorganization events. Dividend and other reinvestment lots and systematic purchase lots are each combined to display one averaged lot. The "Trade date" column presents the original transaction trade date.

• **Callable securities.** Bonds and preferred stock that the issuer calls for early redemption will be selected impartially by lot from among all securities of that issue held in our name or in nominee name for our clients. Call feature information is obtained from third parties and its accuracy is not guaranteed. Other call features may exist which could affect yield; complete information will be provided upon request.

• **Certificates of deposit (CDs).** CDs are FDIC insured up to \$250,000 in principal and accrued interest per depositor and per depository institution, in accordance with FDIC rules.

• **Price/value.** Prices displayed for securities and other products may be higher or lower than the price that you would actually receive in the market. Prices are obtained from various third party sources which we

believe to be reliable, but we do not guarantee their accuracy.

– We generally use the closing price when available or the mean of the bid and ask prices for listed securities and options or only bid prices for OTC securities.

– Less actively traded securities may be priced using a valuation model or the most recent price we obtained and may not reflect an actual market price or value.

– Certain positions may appear without a price and will show as "price was not available" if we are unable to obtain a price for a security.

– Deposits or securities denominated in currencies other than U.S. dollars are reflected at the exchange rate as of the statement date.

– For certain securities trading in non-conforming denominations, price and quantity (face value) may have been adjusted to facilitate proper valuation. To obtain current quotations, when available, contact your Financial Advisor.

• Private investments and structured products.

Private investment securities (including direct participation program and real estate investment trust securities) and structured products are generally highly illiquid. Certain structured products have not been registered with the Securities and Exchange Commission or under any state securities laws. We provide estimated values for private investment securities and structured products for informational purposes only. Accuracy is not guaranteed.

– These values may differ substantially from prices, if any, at which a private investment security or structured product may be bought or sold and do not necessarily represent the value you may receive upon liquidation.

– Third party estimates of value are as of a certain date and are supplied to UBS Financial Services on a regular basis by an independent valuation firm.

– Issuer, general partner or sponsor estimated values, if any, are supplied to the Firm by the issuer, general partner or sponsor and may be calculated based on different information from that used by third parties to derive their estimated values.

– You can obtain additional information regarding the methodology used to determine the estimate of value and the date of the information that is the basis for the estimate by contacting your Financial Advisor.

– Third party estimated values may be reflected as "Not priced" in several situations: when an independent valuation firm has not supplied or is unable to assign a value, when we become aware that a material event has occurred that may call a previously reported value into question, or when a value would be highly speculative due to the nature of the security.

– When neither an issuer, general partner or sponsor estimated value nor a third-party estimated value is provided, the value of the security will be different from its purchase price.

– "Distributions to date" may include return of capital, income or both.

– "Original unit size" represents the initial offering price per unit and may not reflect your cost basis.

– DFP and unlisted REIT securities are not listed on a national securities exchange, and are generally illiquid and even if they can be sold, the price received may be less than the per share estimated value provided in the account statement.

• **Restricted securities.** Restricted securities generally are not currently eligible for public sale. UBS Financial Services uses the market price of the unrestricted stock of the same issuer as an imputed value for the restricted stock for purposes of this statement only. To the extent that restricted securities are eligible for sale, the value received may be substantially less than the imputed value shown.

• Est. (estimated) income, current yields and rates.

An estimate of annual income is based on current dividend and interest rates, assuming the securities will be held for one year from statement date or until maturity. This estimate is only a guideline; accuracy and continued income are not guaranteed.

– Estimated annual income and current yield for certain types of securities could include a return of principal or capital gains in which case the est. income (and current yield) would be overstated.

– Estimated annual income and current yield and the actual income and yield might be lower or higher than the estimated amounts.

– An estimate of annualized income (dividend and/or interest) divided by the current market value/average balance is based on the last dividend or interest payment made by the issuer and assumes the securities/deposits will be held for one year from the statement date or until maturity. Accuracy and continued yield are not guaranteed.

• Assets not held by UBS Financial Services.

Certain assets are not held by the Firm and not within the Firm's possession or control. These assets are displayed on your statement for informational purposes only. Positions and values presented are provided by the issuing firm. UBS Financial Services is not responsible for this information and does not guarantee its accuracy. These assets are not protected by SIPC or the Firm's supplemental SIPC coverage.

• Revenue sharing and additional compensation.

– In addition to commissions on sales and 12b-1 fees received in connection with the distribution of mutual funds to our clients we and/or our affiliate receive revenue sharing payments from distributors and/or advisors of the mutual funds that we sell. These amounts are based on two different components: (i) the amount of sales by UBS of a particular mutual fund family to our clients; and (ii) the asset value of a particular mutual fund family's shares held at the firm.

– We and our affiliate also receive networking and omnibus processing fees in consideration for transfer agent services that we provide to the mutual funds. These fees generally are paid from investor assets in the mutual fund and are a fixed dollar amount based on the number of accounts at the broker-dealer holding mutual funds of that fund family.

– In addition to commissions received in connection with the sale or distribution of annuity contracts and

unit investment trust units to our clients, we and/or our affiliate receive revenue sharing compensation from many of the insurance companies underwriting the annuity contracts, affiliates of the insurance companies or sponsors of the unit investment trusts we distribute.

– Our affiliates also receive trading commissions and other compensation from mutual funds and insurance companies whose products we distribute.

– We receive an annual fee from UBS Bank USA and UBS AG Stamford Branch of up to \$25 per account sweeping to the banks under the UBS Bank Sweep Programs.

Activity

Information regarding commissions and other charges incurred in connection with the execution of trades, including option transactions has been included on confirmations previously furnished to you, and will be provided to you promptly on request.

Short selling

If you are engaged in short selling a security, you may incur a charge due to certain borrowing costs for that particular security.

Open orders

Regarding open or "good-till-cancelled" orders that were not executed by the statement date, open buy and sell stop orders are reduced by the amount of dividends or rights on an ex-dividends or ex-rights date unless instructed otherwise by you. You are responsible for orders that are executed due to your failure to cancel existing open orders.

Privacy

To obtain a copy of our current Client Privacy Notice, please contact your Financial Advisor or visit our website at www.ubs.com/privacypolicy.

– UBS Financial Services is not a bank. The RMA, Business Services Account BSA and IRMA are brokerage accounts which provide access to banking services and products through arrangements with affiliated banks and other third-party banks, and provides access to insurance and annuity products issued by unaffiliated third-party insurance companies through insurance agency subsidiaries of UBS Financial Services Inc.

– Investment, insurance, and annuity products:

– Not FDIC insured • No bank guarantee • May lose value

– RMA, Resource Management Account, Business Services Account BSA, IRMA and International Resource Management Account are registered service marks of UBS Financial Services Inc.

– VISA is a registered trademark owned by Visa International Service Association and used under license. The UBS Visa credit cards and the UBS Visa debit cards are issued by UBS Bank USA with permission from Visa U.S.A. Incorporated. All other trademarks, registered trademarks, service marks and registered service marks are of their respective companies.

UBS Financial Services Inc.

Rev. 201703

SDNY_GM_00023831

CONFIDENTIAL

EFTA_00134451

EFTA01276222



UBS Financial Services Inc.
Private Wealth Management
299 Park Avenue
25th Floor
New York NY 10171-0002

CNF7005642601 0417 X1 Y1 0

Resource Management Account

April 2017

GHISLAINE MAXWELL
P.O. BOX 308
TEANECK NJ 07666-0308

Account name: GHISLAINE MAXWELL
Friendly account name: Indiv.Check/Car
Account number: [REDACTED]

Your Financial Advisor:
SCOTT STACKMAN/LYLE CASRIEL
Phone: [REDACTED]

Questions about your statement?
Call your Financial Advisor or the
RMA ResourceLine at 800-RMA-1000,
account 029023576.

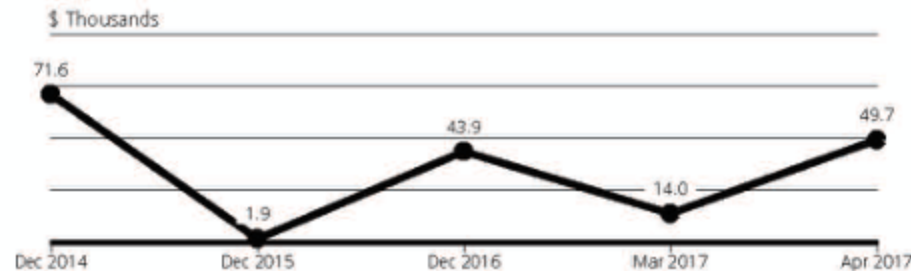
Visit our website:
www.ubs.com/financialservices

Items for your attention
► Our Capital Market Assumptions and
Strategic Asset Allocations were updated
at the end of Feb. These changes may
impact your portfolio. Please call your
advisor with any questions.

Value of your account

	on March 31 (\$)	on April 28 (\$)
Your assets	14,010.98	49,700.00
Your liabilities	0.00	0.00
Value of your account	\$14,010.98	\$49,700.00

Tracking the value of your account



Sources of your account growth during 2017

Value of your account at year end 2016	\$43,932.84
Net deposits and withdrawals	\$5,766.42
Your investment return:	
Dividend and interest income	\$0.74
Change in market value	\$0.00
Value of your account on Apr 28, 2017	\$49,700.00

CONFIDENTIAL



Your account balance sheet

Summary of your assets

	Value on April 28 (\$)	Percentage of your account
A Cash and money balances	49,700.00	100.00%
B Cash alternatives	0.00	0.00%
C Equities	0.00	0.00%
D Fixed income	0.00	0.00%
E Non-traditional	0.00	0.00%
F Commodities	0.00	0.00%
G Other	0.00	0.00%
Total assets	\$49,700.00	100.00%

Value of your account **\$49,700.00**

Your current asset allocation



► Cash and money balances may include available cash balances, UBS Bank USA deposit account balances, UBS AG Stamford Branch deposit account balances and money market mutual fund sweep balances. See the *Important information about your statement* on the last two pages of this statement for details about those balances.

Eye on the markets

as of April 27, 2017

Index	Percentage change	
	April 2017	Year to date
S&P 500	1.22%	7.36%
Russell 3000	1.38%	7.20%
MSCI - Europe, Australia & Far East	2.72%	10.30%
Barclays Capital U.S. Aggregate Bond Index	0.68%	1.51%

Interest rates on April 27, 2017

3-month Treasury bills: 0.79%

One-month LIBOR: 0.99%

CONFIDENTIAL



Change in the value of your account

	April 2017 (\$)	Year to date (\$)
Opening account value	\$14,010.98	\$43,932.84
Deposits, including investments transferred in	409,298.19	416,574.81
Withdrawals and fees, including investments transferred out	-373,609.17	-410,808.39
Dividend and interest income	0.00	0.74
Closing account value	\$49,700.00	\$49,700.00

Dividend and interest income earned

For purposes of this statement, taxability of interest and dividend income has been determined from a US tax reporting perspective. Based upon the residence of the account holder, account type, or product type, some interest and/or dividend payments may not be subject to United States (US) and/or Puerto Rico (PR) income taxes. The client monthly statement is not intended to be used and cannot be relied upon for tax purposes. Clients should refer to the applicable tax reporting forms they receive from UBS annually, such as the Forms 1099 and the Forms 480, for tax reporting information. It is the practice of UBS to file the applicable tax reporting forms with the US Internal Revenue Service and PR Treasury Department, and in such forms accurately classify dividends and/or interest as tax exempt or taxable income. Please consult your individual tax preparer.

	April 2017 (\$)	Year to date (\$)
Taxable interest	0.00	0.49
Total current year	\$0.00	\$0.49
Prior year adjustment	0.00	0.25
Total dividend & interest	\$0.00	\$0.74

Cash activity summary

See Account activity this month for details. Balances in your Sweep Options are included in the opening and closing balances value. FDIC insurance applies only to deposits at UBS Bank USA, not to deposits at UBS AG, Stamford Branch or bank deposits placed through the UBS International Deposit Account program. SIPC protection applies to money market sweep fund holdings but not bank deposits. See Important information about your statement on the last two pages of this document for details.

	April 2017 (\$)	Year to date (\$)
Opening balances	\$14,010.98	\$43,932.84
<i>Additions</i>		
Deposits and other funds credited	409,298.19	416,574.81
Dividend and interest income	0.00	0.74
Total additions	\$409,298.19	\$416,575.55
<i>Subtractions</i>		
Checks and bill payments	-373,309.17	-410,054.77
Card payments	-300.00	-753.62
Total subtractions	-\$373,609.17	-\$410,808.39
Net cash flow	\$35,689.02	\$5,767.16
Closing balances	\$49,700.00	\$49,700.00

UBS Bank USA Deposit Account APY

Interest period Mar 7 - Apr 6

Opening UBS Bank USA Deposit balance Mar 7	\$14,723.73
Closing UBS Bank USA Deposit balance Apr 6	\$0.00
Number of days in interest period	31
Average daily balance	\$12,443.25
Interest earned	\$0.00
Annual percentage yield earned	0.00%

SDNY_GM_00023834

CNP70006005642603 NP7000190284 00003 0417 030575004 Y123576550 100000

Page 3 of 8

CONFIDENTIAL

EFTA_00134454

EFTA01276225



My Choice Rewards Points from UBS

Rewards points are reflected as of the 26th of the month or the prior business day if the 26th falls on a weekend/holiday. Rewards point activity details can be found on www.ubs.com/online/services

	April 2017	Year to date
Opening balance	6,328	5,709
Points earned	160	779
Closing balance	6,488	6,488

Your investment objectives:

You have identified the following investment objectives for this account. If you have questions about these objectives, disagree with them, or wish to change them, please contact your Financial Advisor or Branch Manager. You can find a full description of the alternative investment objectives in *Important information about your statement* at the end of this document.

Your return objective:

Current income & capital appreciation

Your risk profile:

Primary - Aggressive

Investment eligibility consideration - None selected

Your account instructions

- Your account cost basis default closing method is FIFO, First In, First Out.

CONFIDENTIAL



Your assets

Some prices, income and current values shown may be approximate. As a result, gains and losses may not be accurately reflected. See *Important information about your statement* at the end of this document for more information.

Cash

Cash and money balances

Cash and money balances may include available cash balances, UBS Bank USA deposit account balances, UBS AG Stamford Branch deposit account balances and money market mutual fund sweep balances.

UBS Bank USA deposit account balances are insured by the FDIC within applicable limits, but are not protected by SIPC. UBS AG Stamford Branch deposit account balances are not insured by FDIC and are not protected by SIPC. Money market sweep balances are protected by SIPC but are not insured by the FDIC. See the *Important information about your statement* at the end of this document for details about those balances.

Holding	Opening balance on Apr 1 (\$)	Closing balance on Apr 28 (\$)	Price per share on Apr 28 (\$)	Average rate	Dividend/Interest period	Days in period	Cap amount (\$)
UBS BANK USA DEP ACCT	14,010.98	49,700.00					250,000.00

Your total assets

		Value on Apr 28 (\$)	Percentage of your account	Cost basis (\$)	Estimated annual income (\$)	Unrealized gain or loss (\$)
Cash	Cash and money balances	49,700.00	100.00%	49,700.00		
Total		\$49,700.00	100.00%	\$49,700.00		

Account activity this month

	Date	Activity	Description	Amount (\$)
Deposits and other funds credited	Apr 5	Transfer	JOURNAL FROM Y1 23575GHISLAINE MAXWELL	298.19
	Apr 11	Transfer	JOURNAL FROM Y1 23575GHISLAINE MAXWELL	50,000.00
	Apr 18	Transfer	JOURNAL FROM Y1 23575GHISLAINE MAXWELL	359,000.00
	Total deposits and other funds credited			\$409,298.19
Bill payments	Date	Activity	Description	Amount (\$)
	Apr 3	Withdrawal	ACH WITHDRAWAL AMEX EPAYMENT	-13,712.25
	Apr 4	Withdrawal	ACH WITHDRAWAL UNITEDHEALTHONE	-556.98
	Apr 4	Withdrawal	ACH WITHDRAWAL UNITEDHEALTHONE	-39.94

continued next page

SDNY_GM_00023836

CNP70006005642605 NP7000190284 00003 0417 030575004 Y1 23576550 100000

CONFIDENTIAL



Account activity this month (continued)

	Date	Activity	Description	Amount (\$)
Bill payments (continued)	Apr 19	Withdrawal	ACH WITHDRAWAL IRS	-254,000.00
	Apr 20	Withdrawal	ACH WITHDRAWAL COMM OF MASS EFT	-20,000.00
	Apr 20	Withdrawal	ACH WITHDRAWAL NYS DTF PIT	-85,000.00
	Total bill payments			-\$373,309.17

Card Items for your Attention:

Earn My Choice Reward points with every purchase you make with your UBS credit card. It is one of the most flexible rewards programs in the industry. Choose from a wide selection of rewards like travel, gift cards and merchandise. Or with the Personal Choice feature, you can use your points to pay for anything over \$100 that you purchase with your card.

	Date	Description	Amount (\$)
Card payments	Apr 20	CREDIT CARD PAYMENT	-300.00
Total card payments			-\$300.00

	Minimum Payment Due	Payment Due Date	Credit line	Available Credit Line	Outstanding balance
UBS Visa credit card(s) payment information for May 23, 2017	\$35.00	May 23, 2017	\$35,000.00	\$34,840.00	\$160.00

This credit card is enrolled in UBS Pay Credit Card feature and will automatically be paid from your account. Your payment is scheduled for May 20, 2017.

We provide this information on your UBS Visa credit cards solely as a courtesy to you. The UBS Visa credit card and account are issued by UBS Bank USA. UBS Bank USA sends you the official statement for this account and you should make your payment according to their instructions.

We do not include your outstanding credit card balance in the value of your account with UBS Financial Services Inc.

	Date	Activity	Description	Amount (\$)
Money balance activities	Mar 31	Balance forward		\$14,010.98
	Apr 4	Withdrawal	UBS BANK USA DEPOSIT ACCOUNT AS OF 04/03/17	-13,712.25
	Apr 5	Withdrawal	UBS BANK USA DEPOSIT ACCOUNT AS OF 04/04/17	-298.73
	Apr 12	Deposit	UBS BANK USA DEPOSIT ACCOUNT	50,000.00
	Apr 19	Deposit	UBS BANK USA DEPOSIT ACCOUNT	200,000.00
	Apr 20	Withdrawal	UBS BANK USA DEPOSIT ACCOUNT AS OF 04/19/17	-95,000.00
	Apr 21	Withdrawal	UBS BANK USA DEPOSIT ACCOUNT AS OF 04/20/17	-105,300.00
	Apr 28	Closing UBS Bank USA Deposit Account		\$49,700.00

The UBS Bank USA Deposit Account is your primary sweep option.

CONFIDENTIAL



Account activity this month (continued)

	Date	Activity	Description	Amount (\$)
Money balance activities (continued)	Mar 31	Balance forward		\$0.00
	Apr 19	Deposit	UBS AG DEPOSIT ACCOUNT	159,000.00
	Apr 20	Withdrawal	UBS AG DEPOSIT ACCOUNT AS OF 04/19/17	-159,000.00
	Apr 28	Closing UBS AG Deposit Account		\$0.00

The UBS AG Deposit Account is your secondary sweep option.

CONFIDENTIAL



Your notes

CONFIDENTIAL

Important information about your statement

UBS Financial Services Inc. (the Firm or UBS Financial Services), is a member of all principal security, commodity and options exchanges. UBS Financial Services and UBS Bank USA are indirect subsidiaries of UBS AG and affiliates of UBS Securities LLC. The Firm's financial statement is available upon request. The Firm's executive offices are at:

UBS Financial Services Inc.
1200 Harbor Boulevard
Weehawken, NJ 07086

This statement represents the only official record of your UBS Financial Services account. Other records, except official tax documents, containing conflicting data should not be relied upon. If you believe there is an error or omission, please report it immediately in writing to the Branch Manager of the office serving your account.

Although all figures shown are intended to be accurate, statement data should not be used for tax purposes. Rely solely on year-end tax forms, (i.e., Form 1099, 5498, 1042S, etc.) when preparing your tax return. The Firm is required by law to report to the IRS all taxable dividends, reportable non-taxable dividends and taxable interest earned on securities held in your account, net proceeds on sale transactions, and cost basis on certain covered securities.

Communications with the Firm

- Please re-confirm any oral communications in writing to further protect your rights, including your rights under the Securities Investor Protection Act (SIPA).
- If the financial institution on the top left of the front of this statement is not UBS Financial Services, UBS Financial Services carries your account as clearing broker by arrangement with the indicated institution. We informed you of this relationship when you opened this account. In this case, your funds and securities are located at UBS Financial Services and not the introducing broker, and you must make a report of any error or omission to **both** firms.
- As described in the account agreements, you must notify us of any errors or fraud involving checks reflected on your statement within 30 days after it was mailed or made available.
- Please direct customer complaints or inquiries to the Firm's Client Relations Department at 201-352-1699 or toll-free at 800-354-9103, 8:00 A.M. to 6:00 P.M. ET Monday through Friday, or in writing to UBS Financial Services Inc., Client Relations Department, P.O. Box 766 Union City, NJ 07087.
- All statements shall be deemed complete and accurate if not objected to in writing within 60 days.
- For TTY services: Call 844-612-0986 or from outside the U.S.: Call 201-352-1495
- In case of errors or questions about an electronic funds transfer (EFT), bill payment or UBS Visa® debit card transactions, call 800-762-1000, or write to UBS Financial Services Inc., 1000 Harbor Blvd., 6th floor, Weehawken, NJ 07086, Attn: RMA/BSA Services.

Call or write as soon as you can, if you think your statement or receipt is wrong or if you need more information about a transfer on the statement or receipt. The Firm or Card Issuer (as applicable) must

hear from you no later than 60 days after the Firm sent you the first statement on which the error or problem appeared.

- Provide your name and account number (if any).
- Describe the error or the transfer you are unsure about, and explain as clearly as you can why you believe it is an error or why you need more information.
- Provide the dollar amount of the suspected error.

The Firm or Card Issuer will investigate your complaint and will correct any error promptly. For alleged errors involving UBS Visa® debit card transactions, if we take more than 10 business days to do this, we will credit your account for the amount you think is in error, so that you will have the use of the money during the time it takes us to complete our investigation.

Please make all checks payable to the Firm or the financial institution indicated on the front of this statement. In addition to regular account fees, accounts may be subject to maintenance fees, charges for late payment for securities purchases and charges for unpaid amounts in cash accounts. Accounts that are transferred to other institutions may be subject to a transfer fee.

UBS Sweep Options

UBS offers options for sweeping cash balances, balances to bank deposits at UBS Bank USA and UBS AG Stamford branch (Bank Sweep Programs), money market mutual funds (Money Funds) and the International Deposit Account (IDA) for customers with an International Resource Management Account. Through the Bank Sweep Programs, cash balances are swept to UBS Bank USA up to an established limit and then to UBS AG Stamford Branch or a Money Fund. Deposits at UBS Bank USA are FDIC insured in accordance with FDIC rules. For more information please visit www.fdic.gov. Deposits at UBS AG Stamford Branch and shares of Money Funds are not insured by the FDIC.

Through the IDA, cash balances are swept to deposit accounts at UBS AG New York Branch and UBS AG Cayman Branch. These deposits are not insured by the FDIC. Balances held at the UBS AG Cayman Branch are temporarily exposed to the sovereign risk of the Cayman Islands, and there is no guarantee or other obligation of UBS AG to repay the balances while on the UBS Cayman Branch's books.

Deposits at UBS Bank USA and each UBS AG Branch are not protected by SIPC. Money Fund shares are protected by SIPC. See "UBS Financial Services Account Protection" below.

Upon your request, balances in the Bank Sweep Programs or IDA may be withdrawn, and shares of a Money Fund may be liquidated, and the proceeds returned to you or your securities account.

Further information about available sweep options, including current interest rates and yields, is available at www.ubs.com/sweep/yields, from your Financial Advisor or by calling 800-762-1000.

UBS Financial Services account protection

The Firm is a member of the Securities Investor Protection Corporation (SIPC), which protects securities customers of its members up to \$500,000 (including \$250,000 for claims for cash). Explanatory brochure available upon request or at www.sipc.org. The SIPC asset protection limits apply to all accounts that you hold in a particular capacity.

The Firm, together with certain affiliates, has also purchased supplemental insurance. The maximum amount payable to all eligible clients, collectively under this protection is \$500 million as of December 10, 2016. Subject to the policy conditions and limitations, cash at the Firm is further protected for up to \$1.9 million in the aggregate for all your accounts held in a particular capacity. A full copy of the policy wording is available upon request.

The SIPC protection and the supplemental protection both do not apply to:

- Certain financial assets controlled by (and included in your account value) but held away from UBS Financial Services (e.g., certain (i) cash at UBS Bank USA, (ii) cash at UBS AG U.S. Branches, (iii) insurance products, including variable annuities, and (iv) shares of mutual funds where such shares are registered directly in the name of the account holder on the books and records of the issuer or transfer agent);
- Investment contracts or investment interests (e.g., limited partnerships and private placements) that are not registered under the Securities Act of 1933; and
- Commodities contracts (e.g., foreign exchange and precious metal contracts), including futures contracts and commodity option contracts.

The SIPC protection and the supplemental protection do not apply to these assets even if they otherwise appear on your statements. The SIPC protection and the supplemental protection do not protect against changes in the market value of your investments (whether as a result of market movement, issuer bankruptcy or otherwise).

Dividend Reinvestment Program (DRIP)

The price reflected is an average price. You may obtain the actual price from your Financial Advisor. Only whole shares are purchased under DRIP; partial shares will be sold and the cash will be deposited in your account. The dividend reinvestment price supplied by the issuer may differ from the market price at which the partial shares are sold.

Cash-in-lieu

Only whole units may be held in your account. If you are entitled to a partial unit as a result of a dividend payment or otherwise, the Firm will either sell partial units at market price or accept an amount determined by a registered clearing agency, and credit your account.

Investment objectives

The investment objectives and risk profile are specific to each account and may vary between your accounts. Please advise the Firm promptly in writing of any significant change in your financial situation or investment objectives. For each account held, you choose one of the following investment objectives:

- **Produce Current Income:** Investments seeking the generation of income only.
- **Achieve Capital Appreciation:** Investments seeking growth of principal rather than the generation of income.
- **Produce Combination of Income and Capital Appreciation:** Investments seeking both the generation of income and growth of principal.

Overall risk profiles

- **Conservative:** Seeks to maintain initial principal, with low risk and volatility to the account overall, even if that means the account does not generate significant income or returns and may not keep pace with inflation.
- **Moderate:** Willing to accept some risk to principal and tolerate some volatility to seek higher returns.
- **Aggressive:** Willing to accept high risk to principal and high volatility to seek high returns over time.
- **Investment Eligibility Consideration:** If selected, a portion of the portfolio for that account may include complex strategies, limited liquidity and greater volatility.

Statement "householding"

We may consolidate all related account statements with the same address in the same envelope, e.g. because they have owners who also maintain joint account relationships with other clients at the same address. If you prefer to receive individual statements mailed in separate envelopes, you may decline householding by calling your Financial Advisor.

Friendly account name

The Friendly account name is a customizable "nickname" chosen by you to assist you with your recordkeeping. It has no legal effect on your account. You can change your Friendly account names, through Online Services or by contacting your Financial Advisor.

Account overview

- **Value of your account/portfolio.** Net of assets and liabilities.
- **Assets.** Includes available cash balances, values for restricted security (est.), and Global Time Deposits, unrealized marks to market, and certain assets not held by the Firm. Does not include unpriced securities/assets at the end of the prior and current statement periods, or private investments, unvested stock options and exercisable stock options.
- **Liabilities.** Includes debit balances, outstanding margin loans, credit line, short account balances.
- **Cash/money balances.** Total of uninvested available cash balances, plus deposit balances at UBS Bank USA, UBS AG U.S. Branches and money market mutual fund sweep balances, at the close of the statement period. Non-commodity free credit balances in your account are not segregated from other balances and the Firm may use any of these funds in the ordinary course of its business. These funds are payable upon your demand. This total is included in the current period closing value.

SDNY_GM_00023840

CONFIDENTIAL

EFTA_00134460

EFTA01276231

Important information about your statement (continued)

Lending information

For detailed information on the Firm's lending practices and disclosures, refer to your Client Relationship Agreement or Account Agreement and the General Terms and Conditions, UBS Statement of Credit Practices available in *Agreements and Disclosures* at www.ubs.com/accounts/disclosures.

Your assets

Your statement itemizes securities and other assets held in the account at the end of the statement period. You may ask for delivery of fully paid securities at any time. You may receive securities used as loan collateral after paying any balance due on them. Any securities transferred to the Firm during the statement period are listed at market value as of the end of the statement period.

• **Cost basis.** In determining the cost basis of the securities included in this statement, where indicated with the number "1," UBS Financial Services has relied on information obtained from sources other than UBS Financial Services, including information from another firm or that you may have provided to your Financial Advisor. The Firm does not independently verify or guarantee the accuracy or validity of any information provided by sources other than UBS Financial Services. In addition, although UBS Financial Services generally updates this information as it is received, the Firm does not provide any assurances that the information under "Cost basis" and "Unrealized gain/loss" is accurate as of the date of this statement. As such, please do not rely on this information to make purchase or sale decisions, for tax purposes or otherwise. Accounts transferred to the Firm may reflect gain/loss information only for the period of time they are held at the Firm. More historical information can be added by your Financial Advisor.

• **Unrealized gains/losses.** When data is available, estimated unrealized gains/losses are calculated for individual security lots. The transaction data for individual lots may or may not reflect commissions, charges and/or security reorganization events. Dividend and other reinvestment lots and systematic purchase lots are each combined to display one averaged lot. The "Trade date" column presents the original transaction trade date.

• **Callable securities.** Bonds and preferred stock that the issuer calls for early redemption will be selected impartially by lot from among all securities of that issue held in our name or in nominee name for our clients. Call feature information is obtained from third parties and its accuracy is not guaranteed. Other call features may exist which could affect yield; complete information will be provided upon request.

• **Certificates of deposit (CDs).** CDs are FDIC insured up to \$250,000 in principal and accrued interest per depositor and per depository institution, in accordance with FDIC rules.

• **Price/value.** Prices displayed for securities and other products may be higher or lower than the price that you would actually receive in the market. Prices are obtained from various third party sources which we

believe to be reliable, but we do not guarantee their accuracy.

– We generally use the closing price when available or the mean of the bid and ask prices for listed securities and options or only bid prices for OTC securities.

– Less actively traded securities may be priced using a valuation model or the most recent price we obtained and may not reflect an actual market price or value.

– Certain positions may appear without a price and will show as "price was not available" if we are unable to obtain a price for a security.

– Deposits or securities denominated in currencies other than U.S. dollars are reflected at the exchange rate as of the statement date.

– For certain securities trading in non-conforming denominations, price and quantity (face value) may have been adjusted to facilitate proper valuation. To obtain current quotations, when available, contact your Financial Advisor.

• Private investments and structured products.

Private investment securities (including direct participation program and real estate investment trust securities) and structured products are generally highly illiquid. Certain structured products have not been registered with the Securities and Exchange Commission or under any state securities laws. We provide estimated values for private investment securities and structured products for informational purposes only. Accuracy is not guaranteed.

– These values may differ substantially from prices, if any, at which a private investment security or structured product may be bought or sold and do not necessarily represent the value you may receive upon liquidation.

– Third party estimates of value are as of a certain date and are supplied to UBS Financial Services on a regular basis by an independent valuation firm.

– Issuer, general partner or sponsor estimated values, if any, are supplied to the Firm by the issuer, general partner or sponsor and may be calculated based on different information from that used by third parties to derive their estimated values.

– You can obtain additional information regarding the methodology used to determine the estimate of value and the date of the information that is the basis for the estimate by contacting your Financial Advisor.

– Third party estimated values may be reflected as "Not priced" in several situations: when an independent valuation firm has not supplied or is unable to assign a value, when we become aware that a material event has occurred that may call a previously reported value into question, or when a value would be highly speculative due to the nature of the security.

– When neither an issuer, general partner or sponsor estimated value nor a third-party estimated value is provided, the value of the security will be different from its purchase price.

– "Distributions to date" may include return of capital, income or both.

– "Original unit size" represents the initial offering price per unit and may not reflect your cost basis.

– DFP and unlisted REIT securities are not listed on a national securities exchange, and are generally illiquid and even if they can be sold, the price received may be less than the per share estimated value provided in the account statement.

• **Restricted securities.** Restricted securities generally are not currently eligible for public sale. UBS Financial Services uses the market price of the unrestricted stock of the same issuer as an imputed value for the restricted stock for purposes of this statement only. To the extent that restricted securities are eligible for sale, the value received may be substantially less than the imputed value shown.

• Est. (estimated) income, current yields and rates.

An estimate of annual income is based on current dividend and interest rates, assuming the securities will be held for one year from statement date or until maturity. This estimate is only a guideline; accuracy and continued income are not guaranteed.

– Estimated annual income and current yield for certain types of securities could include a return of principal or capital gains in which case the est. income (and current yield) would be overstated.

– Estimated annual income and current yield and the actual income and yield might be lower or higher than the estimated amounts.

– An estimate of annualized income (dividend and/or interest) divided by the current market value/average balance is based on the last dividend or interest payment made by the issuer and assumes the securities/deposits will be held for one year from the statement date or until maturity. Accuracy and continued yield are not guaranteed.

• Assets not held by UBS Financial Services.

Certain assets are not held by the Firm and not within the Firm's possession or control. These assets are displayed on your statement for informational purposes only. Positions and values presented are provided by the issuing firm. UBS Financial Services is not responsible for this information and does not guarantee its accuracy. These assets are not protected by SIPC or the Firm's supplemental SIPC coverage.

• Revenue sharing and additional compensation.

– In addition to commissions on sales and 12b-1 fees received in connection with the distribution of mutual funds to our clients we and/or our affiliate receive revenue sharing payments from distributors and/or advisors of the mutual funds that we sell. These amounts are based on two different components: (i) the amount of sales by UBS of a particular mutual fund family to our clients; and (ii) the asset value of a particular mutual fund family's shares held at the firm.

– We and our affiliate also receive networking and omnibus processing fees in consideration for transfer agent services that we provide to the mutual funds. These fees generally are paid from investor assets in the mutual fund and are a fixed dollar amount based on the number of accounts at the broker-dealer holding mutual funds of that fund family.

– In addition to commissions received in connection with the sale or distribution of annuity contracts and

unit investment trust units to our clients, we and/or our affiliate receive revenue sharing compensation from many of the insurance companies underwriting the annuity contracts, affiliates of the insurance companies or sponsors of the unit investment trusts we distribute.

– Our affiliates also receive trading commissions and other compensation from mutual funds and insurance companies whose products we distribute.

– We receive an annual fee from UBS Bank USA and UBS AG Stamford Branch of up to \$25 per account sweeping to the banks under the UBS Bank Sweep Programs.

Activity

Information regarding commissions and other charges incurred in connection with the execution of trades, including option transactions has been included on confirmations previously furnished to you, and will be provided to you promptly on request.

Short selling

If you are engaged in short selling a security, you may incur a charge due to certain borrowing costs for that particular security.

Open orders

Regarding open or "good-till-cancelled" orders that were not executed by the statement date, open buy and sell stop orders are reduced by the amount of dividends or rights on an ex-dividends or ex-rights date unless instructed otherwise by you. You are responsible for orders that are executed due to your failure to cancel existing open orders.

Privacy

To obtain a copy of our current Client Privacy Notice, please contact your Financial Advisor or visit our website at www.ubs.com/privacypolicy.

– UBS Financial Services is not a bank. The RMA, Business Services Account BSA and IRMA are brokerage accounts which provide access to banking services and products through arrangements with affiliated banks and other third-party banks, and provides access to insurance and annuity products issued by unaffiliated third-party insurance companies through insurance agency subsidiaries of UBS Financial Services Inc.

– Investment, insurance, and annuity products:

– Not FDIC insured • No bank guarantee • May lose value

– RMA, Resource Management Account, Business Services Account BSA, IRMA and International Resource Management Account are registered service marks of UBS Financial Services Inc.

– VISA is a registered trademark owned by Visa International Service Association and used under license. The UBS Visa credit cards and the UBS Visa debit cards are issued by UBS Bank USA with permission from Visa U.S.A. Incorporated. All other trademarks, registered trademarks, service marks and registered service marks are of their respective companies.

UBS Financial Services Inc.

Rev. 201703

SDNY_GM_00023841

CONFIDENTIAL

EFTA_00134461

EFTA01276232



UBS Financial Services Inc.
Private Wealth Management
299 Park Avenue
25th Floor
New York NY 10171-0002

CNF70055958990517 Y1 0

Resource Management Account

May 2017

GHISLAINE MAXWELL
P.O. BOX 308
TEANECK NJ 07666-0308

Account name: GHISLAINE MAXWELL
Friendly account name: Indiv.Check/Car
Account number: [REDACTED]

Your Financial Advisor:
SCOTT STACKMAN/LYLE CASRIEL
Phone: [REDACTED]

Questions about your statement?
Call your Financial Advisor or the
RMA ResourceLine at 800-RMA-1000,
account 029023576.

Visit our website:
www.ubs.com/financialservices

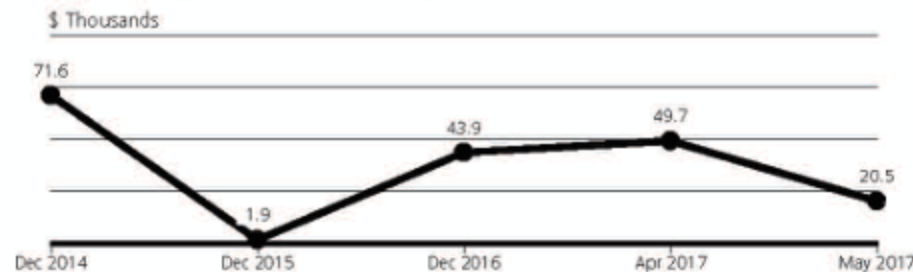
Items for your attention

- Help protect yourself from fraud and review bank, credit card, and brokerage statements regularly. Also, get your free credit report annually from www.annualcreditreport.com.

Value of your account

	on April 28 (\$)	on May 31 (\$)
Your assets	49,700.00	20,507.54
Your liabilities	0.00	0.00
Value of your account	\$49,700.00	\$20,507.54

Tracking the value of your account



Sources of your account growth during 2017

Value of your account at year end 2016	\$43,932.84
Net deposits and withdrawals	-\$23,426.29
Your investment return:	
Dividend and interest income	\$0.99
Change in market value	\$0.00
Value of your account on May 31, 2017	\$20,507.54

CONFIDENTIAL



Your account balance sheet

Summary of your assets

	Value on May 31 (\$)	Percentage of your account
A Cash and money balances	20,507.54	100.00%
B Cash alternatives	0.00	0.00%
C Equities	0.00	0.00%
D Fixed income	0.00	0.00%
E Non-traditional	0.00	0.00%
F Commodities	0.00	0.00%
G Other	0.00	0.00%
Total assets	\$20,507.54	100.00%

Value of your account **\$20,507.54**

Your current asset allocation



► Cash and money balances may include available cash balances, UBS Bank USA deposit account balances, UBS AG Stamford Branch deposit account balances and money market mutual fund sweep balances. See the *Important information about your statement* on the last two pages of this statement for details about those balances.

Eye on the markets

Index	Percentage change	
	May 2017	Year to date
S&P 500	1.41%	8.66%
Russell 3000	1.02%	7.96%
MSCI - Europe, Australia & Far East	3.81%	14.40%
Barclays Capital U.S. Aggregate Bond Index	0.77%	2.38%

Interest rates on May 31, 2017

3-month Treasury bills: 0.97%
One-month LIBOR: 1.06%

CONFIDENTIAL



Change in the value of your account

	May 2017 (\$)	Year to date (\$)
Opening account value	\$49,700.00	\$43,932.84
Deposits, including investments transferred in	300.00	416,874.81
Withdrawals and fees, including investments transferred out	-29,492.71	-440,301.10
Dividend and interest income	0.25	0.99
Closing account value	\$20,507.54	\$20,507.54

Dividend and interest income earned

For purposes of this statement, taxability of interest and dividend income has been determined from a US tax reporting perspective. Based upon the residence of the account holder, account type, or product type, some interest and/or dividend payments may not be subject to United States (US) and/or Puerto Rico (PR) income taxes. The client monthly statement is not intended to be used and cannot be relied upon for tax purposes. Clients should refer to the applicable tax reporting forms they receive from UBS annually, such as the Forms 1099 and the Forms 480, for tax reporting information. It is the practice of UBS to file the applicable tax reporting forms with the US Internal Revenue Service and PR Treasury Department, and in such forms accurately classify dividends and/or interest as tax exempt or taxable income. Please consult your individual tax preparer.

	May 2017 (\$)	Year to date (\$)
Taxable interest	0.25	0.74
Total current year	\$0.25	\$0.74
Prior year adjustment	0.00	0.25
Total dividend & interest	\$0.25	\$0.99

Cash activity summary

See Account activity this month for details. Balances in your Sweep Options are included in the opening and closing balances value. FDIC insurance applies only to deposits at UBS Bank USA, not to deposits at UBS AG, Stamford Branch or bank deposits placed through the UBS International Deposit Account program. SIPC protection applies to money market sweep fund holdings but not bank deposits. See Important information about your statement on the last two pages of this document for details.

	May 2017 (\$)	Year to date (\$)
Opening balances	\$49,700.00	\$43,932.84
<i>Additions</i>		
Deposits and other funds credited	300.00	416,874.81
Dividend and interest income	0.25	0.99
Total additions	\$300.25	\$416,875.80
<i>Subtractions</i>		
Checks and bill payments	-29,332.71	-439,387.48
Card payments	-160.00	-913.62
Total subtractions	-\$29,492.71	-\$440,301.10
Net cash flow	-\$29,192.46	-\$23,425.30
Closing balances	\$20,507.54	\$20,507.54

UBS Bank USA Deposit Account APY

Interest period Apr 7 - May 4

Opening UBS Bank USA Deposit balance Apr 7	\$0.00
Closing UBS Bank USA Deposit balance May 4	\$21,288.54
Number of days in interest period	28
Average daily balance	\$42,620.70
Interest earned	\$0.25
Annual percentage yield earned	0.01%

SDNY_GM_00023844

CNP70006005595901 NP7000186082 00003 0517 030575004 Y123576550 000000

Page 3 of 8

CONFIDENTIAL

EFTA_00134464

EFTA01276235



My Choice Rewards Points from UBS

Rewards points are reflected as of the 26th of the month or the prior business day if the 26th falls on a weekend/holiday. Rewards point activity details can be found on www.ubs.com/online services

	May 2017	Year to date
Opening balance	6,488	5,709
Points earned	61	840
Closing balance	6,549	6,549

Your investment objectives:

You have identified the following investment objectives for this account. If you have questions about these objectives, disagree with them, or wish to change them, please contact your Financial Advisor or Branch Manager. You can find a full description of the alternative investment objectives in *Important information about your statement* at the end of this document.

Your return objective:

Current income & capital appreciation

Your risk profile:

Primary - Aggressive

Investment eligibility consideration - None selected

Your account instructions

- Your account cost basis default closing method is FIFO, First In, First Out.

CONFIDENTIAL



Your assets

Some prices, income and current values shown may be approximate. As a result, gains and losses may not be accurately reflected. See *Important information about your statement* at the end of this document for more information.

Cash

Cash and money balances

Cash and money balances may include available cash balances, UBS Bank USA deposit account balances, UBS AG Stamford Branch deposit account balances and money market mutual fund sweep balances.

UBS Bank USA deposit account balances are insured by the FDIC within applicable limits, but are not protected by SIPC. UBS AG Stamford Branch deposit account balances are not insured by FDIC and are not protected by SIPC. Money market sweep balances are protected by SIPC but are not insured by the FDIC. See the *Important information about your statement* at the end of this document for details about those balances.

Holding	Opening balance on May 1 (\$)	Closing balance on May 31 (\$)	Price per share on May 31 (\$)	Average rate	Dividend/Interest period	Days in period	Cap amount (\$)
UBS BANK USA DEP ACCT	49,700.00	20,507.54					250,000.00

Your total assets

		Value on May 31 (\$)	Percentage of your account	Cost basis (\$)	Estimated annual income (\$)	Unrealized gain or loss (\$)
Cash	Cash and money balances	20,507.54	100.00%	20,507.54		
Total		\$20,507.54	100.00%	\$20,507.54		

Account activity this month

	Date	Activity	Description	Amount (\$)
Deposits and other funds credited	May 1	Transfer	JOURNAL FROM Y1 23575GHISLAINE MAXWELL	300.00
	Total deposits and other funds credited			\$300.00
Dividend and interest income				
<i>Taxable interest</i>	May 5	Interest	UBS BANK USA DEPOSIT ACCOUNT AS OF 05/04/17	0.25
	Total taxable interest			\$0.25
	Total dividend and interest income			\$0.25

CONFIDENTIAL



Account activity this month (continued)

	Check number	Date	Description	Amount (\$)
Checks	001052	May 16	INSURANCE OFFICE OF CENTRAL	-621.00
	Total checks			-\$621.00

	Date	Activity	Description	Amount (\$)
Bill payments	May 2	Withdrawal	ACH WITHDRAWAL UNITEDHEALTHONE	-556.98
	May 2	Withdrawal	ACH WITHDRAWAL UNITEDHEALTHONE	-39.94
	May 3	Withdrawal	ACH WITHDRAWAL AMEX EPAYMENT	-28,114.79
	Total bill payments			-\$28,711.71

Card Items for your Attention:

The new UBS Visa infinite credit card is here, packed with exclusive travel benefits, more rewards and more of what you love, including extraordinarily personalized service. All stunningly clad in metal. Visit ubs.com/visainfinite or call us at 888-762-1232 to learn more.

	Date	Description	Amount (\$)
Card payments	May 19	CREDIT CARD PAYMENT	-160.00
	Total card payments		-\$160.00

	Minimum Payment Due	Payment Due Date	Credit line	Available Credit Line	Outstanding balance
UBS Visa credit card(s) payment information for June 23, 2017	\$35.00	Jun 23, 2017	\$35,000.00	\$34,939.00	\$61.00

This credit card is enrolled in UBS Pay Credit Card feature and will automatically be paid from your account. Your payment is scheduled for June 20, 2017.

We provide this information on your UBS Visa credit cards solely as a courtesy to you. The UBS Visa credit card and account are issued by UBS Bank USA. UBS Bank USA sends you the official statement for this account and you should make your payment according to their instructions.

We do not include your outstanding credit card balance in the value of your account with UBS Financial Services Inc.

	Date	Activity	Description	Amount (\$)
Money balance activities	Apr 28	Balance forward		\$49,700.00
	May 2	Deposit	UBS BANK USA DEPOSIT ACCOUNT	300.00
	May 3	Withdrawal	UBS BANK USA DEPOSIT ACCOUNT AS OF 05/02/17	-596.92
	May 4	Withdrawal	UBS BANK USA DEPOSIT ACCOUNT AS OF 05/03/17	-28,114.79

continued next page

CONFIDENTIAL



Account activity this month (continued)

	Date	Activity	Description	Amount (\$)
Money balance activities (continued)	May 5	Deposit	UBS BANK USA DEPOSIT ACCOUNT AS OF 05/04/17	0.25
	May 17	Withdrawal	UBS BANK USA DEPOSIT ACCOUNT AS OF 05/16/17	-621.00
	May 22	Withdrawal	UBS BANK USA DEPOSIT ACCOUNT AS OF 05/19/17	-160.00
	May 31	Closing UBS Bank USA Deposit Account		\$20,507.54

The UBS Bank, USA Deposit Account is your primary sweep option.

CONFIDENTIAL



Your notes

CONFIDENTIAL

Important information about your statement

UBS Financial Services Inc. (the Firm or UBS Financial Services), is a member of all principal security, commodity and options exchanges. UBS Financial Services and UBS Bank USA are indirect subsidiaries of UBS AG and affiliates of UBS Securities LLC. The Firm's financial statement is available upon request. The Firm's executive offices are at:

UBS Financial Services Inc.
1200 Harbor Boulevard
Weehawken, NJ 07086

This statement represents the only official record of your UBS Financial Services account. Other records, except official tax documents, containing conflicting data should not be relied upon. If you believe there is an error or omission, please report it immediately in writing to the Branch Manager of the office serving your account.

Although all figures shown are intended to be accurate, statement data should not be used for tax purposes. Rely solely on year-end tax forms, (i.e., Form 1099, 5498, 1042S, etc.) when preparing your tax return. The Firm is required by law to report to the IRS all taxable dividends, reportable non-taxable dividends and taxable interest earned on securities held in your account, net proceeds on sale transactions, and cost basis on certain covered securities.

Communications with the Firm

- Please re-confirm any oral communications in writing to further protect your rights, including your rights under the Securities Investor Protection Act (SIPA).
- If the financial institution on the top left of the front of this statement is not UBS Financial Services, UBS Financial Services carries your account as clearing broker by arrangement with the indicated institution. We informed you of this relationship when you opened this account. In this case, your funds and securities are located at UBS Financial Services and not the introducing broker, and you must make a report of any error or omission to **both** firms.
- As described in the account agreements, you must notify us of any errors or fraud involving checks reflected on your statement within 30 days after it was mailed or made available.
- Please direct customer complaints or inquiries to the Firm's Client Relations Department at 201-352-1699 or toll-free at 800-354-9103, 8:00 A.M. to 6:00 P.M. ET Monday through Friday, or in writing to UBS Financial Services Inc., Client Relations Department, P.O. Box 766 Union City, NJ 07087.
- All statements shall be deemed complete and accurate if not objected to in writing within 60 days.
- For TTY services: Call 844-612-0986 or from outside the U.S.: Call 201-352-1495
- In case of errors or questions about an electronic funds transfer (EFT), bill payment or UBS Visa® debit card transactions, call 800-762-1000, or write to UBS Financial Services Inc., 1000 Harbor Blvd., 6th floor, Weehawken, NJ 07086, Attn: RMA/BSA Services.

Call or write as soon as you can, if you think your statement or receipt is wrong or if you need more information about a transfer on the statement or receipt. The Firm or Card Issuer (as applicable) must

hear from you no later than 60 days after the Firm sent you the first statement on which the error or problem appeared.

- Provide your name and account number (if any).
- Describe the error or the transfer you are unsure about, and explain as clearly as you can why you believe it is an error or why you need more information.
- Provide the dollar amount of the suspected error.

The Firm or Card Issuer will investigate your complaint and will correct any error promptly. For alleged errors involving UBS Visa® debit card transactions, if we take more than 10 business days to do this, we will credit your account for the amount you think is in error, so that you will have the use of the money during the time it takes us to complete our investigation.

Please make all checks payable to the Firm or the financial institution indicated on the front of this statement. In addition to regular account fees, accounts may be subject to maintenance fees, charges for late payment for securities purchases and charges for unpaid amounts in cash accounts. Accounts that are transferred to other institutions may be subject to a transfer fee.

UBS Sweep Options

UBS offers options for sweeping cash balances, balances to bank deposits at UBS Bank USA and UBS AG Stamford branch (Bank Sweep Programs), money market mutual funds (Money Funds) and the International Deposit Account (IDA) for customers with an International Resource Management Account. Through the Bank Sweep Programs, cash balances are swept to UBS Bank USA up to an established limit and then to UBS AG Stamford Branch or a Money Fund. Deposits at UBS Bank USA are FDIC insured in accordance with FDIC rules. For more information please visit www.fdic.gov. Deposits at UBS AG Stamford Branch and shares of Money Funds are not insured by the FDIC.

Through the IDA, cash balances are swept to deposit accounts at UBS AG New York Branch and UBS AG Cayman Branch. These deposits are not insured by the FDIC. Balances held at the UBS AG Cayman Branch are temporarily exposed to the sovereign risk of the Cayman Islands, and there is no guarantee or other obligation of UBS AG to repay the balances while on the UBS Cayman Branch's books.

Deposits at UBS Bank USA and each UBS AG Branch are not protected by SIPC. Money Fund shares are protected by SIPC. See "UBS Financial Services Account Protection" below.

Upon your request, balances in the Bank Sweep Programs or IDA may be withdrawn, and shares of a Money Fund may be liquidated, and the proceeds returned to you or your securities account.

Further information about available sweep options, including current interest rates and yields, is available at www.ubs.com/sweep/yields, from your Financial Advisor or by calling 800-762-1000.

UBS Financial Services account protection

The Firm is a member of the Securities Investor Protection Corporation (SIPC), which protects securities customers of its members up to \$500,000 (including \$250,000 for claims for cash). Explanatory brochure available upon request or at www.sipc.org. The SIPC asset protection limits apply to all accounts that you hold in a particular capacity.

The Firm, together with certain affiliates, has also purchased supplemental insurance. The maximum amount payable to all eligible clients, collectively under this protection is \$500 million as of December 10, 2016. Subject to the policy conditions and limitations, cash at the Firm is further protected for up to \$1.9 million in the aggregate for all your accounts held in a particular capacity. A full copy of the policy wording is available upon request.

The SIPC protection and the supplemental protection both do not apply to:

- Certain financial assets controlled by (and included in your account value) but held away from UBS Financial Services (e.g., certain (i) cash at UBS Bank USA, (ii) cash at UBS AG U.S. Branches, (iii) insurance products, including variable annuities, and (iv) shares of mutual funds where such shares are registered directly in the name of the account holder on the books and records of the issuer or transfer agent);
- Investment contracts or investment interests (e.g., limited partnerships and private placements) that are not registered under the Securities Act of 1933; and
- Commodities contracts (e.g., foreign exchange and precious metal contracts), including futures contracts and commodity option contracts.

The SIPC protection and the supplemental protection do not apply to these assets even if they otherwise appear on your statements. The SIPC protection and the supplemental protection do not protect against changes in the market value of your investments (whether as a result of market movement, issuer bankruptcy or otherwise).

Dividend Reinvestment Program (DRIP)

The price reflected is an average price. You may obtain the actual price from your Financial Advisor. Only whole shares are purchased under DRIP; partial shares will be sold and the cash will be deposited in your account. The dividend reinvestment price supplied by the issuer may differ from the market price at which the partial shares are sold.

Cash-in-lieu

Only whole units may be held in your account. If you are entitled to a partial unit as a result of a dividend payment or otherwise, the Firm will either sell partial units at market price or accept an amount determined by a registered clearing agency, and credit your account.

Investment objectives

The investment objectives and risk profile are specific to each account and may vary between your accounts. Please advise the Firm promptly in writing of any significant change in your financial situation or investment objectives. For each account held, you choose one of the following investment objectives:

- **Produce Current Income:** Investments seeking the generation of income only.
- **Achieve Capital Appreciation:** Investments seeking growth of principal rather than the generation of income.
- **Produce Combination of Income and Capital Appreciation:** Investments seeking both the generation of income and growth of principal.

Overall risk profiles

- **Conservative:** Seeks to maintain initial principal, with low risk and volatility to the account overall, even if that means the account does not generate significant income or returns and may not keep pace with inflation.
- **Moderate:** Willing to accept some risk to principal and tolerate some volatility to seek higher returns.
- **Aggressive:** Willing to accept high risk to principal and high volatility to seek high returns over time.
- **Investment Eligibility Consideration:** If selected, a portion of the portfolio for that account may include complex strategies, limited liquidity and greater volatility.

Statement "householding"

We may consolidate all related account statements with the same address in the same envelope, e.g. because they have owners who also maintain joint account relationships with other clients at the same address. If you prefer to receive individual statements mailed in separate envelopes, you may decline householding by calling your Financial Advisor.

Friendly account name

The Friendly account name is a customizable "nickname" chosen by you to assist you with your recordkeeping. It has no legal effect on your account. You can change your Friendly account names, through Online Services or by contacting your Financial Advisor.

Account overview

- **Value of your account/portfolio.** Net of assets and liabilities.
- **Assets.** Includes available cash balances, values for restricted security (est.), and Global Time Deposits, unrealized marks to market, and certain assets not held by the Firm. Does not include unpriced securities/assets at the end of the prior and current statement periods, or private investments, unvested stock options and exercisable stock options.
- **Liabilities.** Includes debit balances, outstanding margin loans, credit line, short account balances.
- **Cash/money balances.** Total of uninvested available cash balances, plus deposit balances at UBS Bank USA, UBS AG U.S. Branches and money market mutual fund sweep balances, at the close of the statement period. Non-commodity free credit balances in your account are not segregated from other balances and the Firm may use any of these funds in the ordinary course of its business. These funds are payable upon your demand. This total is included in the current period closing value.

SDNY_GM_00023850

CONFIDENTIAL

EFTA_00134470

EFTA01276241

Important information about your statement (continued)

Lending information

For detailed information on the Firm's lending practices and disclosures, refer to your Client Relationship Agreement or Account Agreement and the General Terms and Conditions, UBS Statement of Credit Practices available in *Agreements and Disclosures* at www.ubs.com/accounts/disclosures.

Your assets

Your statement itemizes securities and other assets held in the account at the end of the statement period. You may ask for delivery of fully paid securities at any time. You may receive securities used as loan collateral after paying any balance due on them. Any securities transferred to the Firm during the statement period are listed at market value as of the end of the statement period.

- **Cost basis.** In determining the cost basis of the securities included in this statement, where indicated with the number "1," UBS Financial Services has relied on information obtained from sources other than UBS Financial Services, including information from another firm or that you may have provided to your Financial Advisor. The Firm does not independently verify or guarantee the accuracy or validity of any information provided by sources other than UBS Financial Services. In addition, although UBS Financial Services generally updates this information as it is received, the Firm does not provide any assurances that the information under "Cost basis" and "Unrealized gain/loss" is accurate as of the date of this statement. As such, please do not rely on this information to make purchase or sale decisions, for tax purposes or otherwise. Accounts transferred to the Firm may reflect gain/loss information only for the period of time they are held at the Firm. More historical information can be added by your Financial Advisor.
- **Unrealized gains/losses.** When data is available, estimated unrealized gains/losses are calculated for individual security lots. The transaction data for individual lots may or may not reflect commissions, charges and/or security reorganization events. Dividend and other reinvestment lots and systematic purchase lots are each combined to display one averaged lot. The "Trade date" column presents the original transaction trade date.
- **Callable securities.** Bonds and preferred stock that the issuer calls for early redemption will be selected impartially by lot from among all securities of that issue held in our name or in nominee name for our clients. Call feature information is obtained from third parties and its accuracy is not guaranteed. Other call features may exist which could affect yield; complete information will be provided upon request.
- **Certificates of deposit (CDs).** CDs are FDIC insured up to \$250,000 in principal and accrued interest per depositor and per depository institution, in accordance with FDIC rules.
- **Price/value.** Prices displayed for securities and other products may be higher or lower than the price that you would actually receive in the market. Prices are obtained from various third party sources which we

believe to be reliable, but we do not guarantee their accuracy.

- We generally use the closing price when available or the mean of the bid and ask prices for listed securities and options or only bid prices for OTC securities.
- Less actively traded securities may be priced using a valuation model or the most recent price we obtained and may not reflect an actual market price or value.
- Certain positions may appear without a price and will show as "price was not available" if we are unable to obtain a price for a security.
- Deposits or securities denominated in currencies other than U.S. dollars are reflected at the exchange rate as of the statement date.
- For certain securities trading in non-conforming denominations, price and quantity (face value) may have been adjusted to facilitate proper valuation. To obtain current quotations, when available, contact your Financial Advisor.
- **Private investments and structured products.** Private investment securities (including direct participation program and real estate investment trust securities) and structured products are generally highly illiquid. Certain structured products have not been registered with the Securities and Exchange Commission or under any state securities laws. We provide estimated values for private investment securities and structured products for informational purposes only. Accuracy is not guaranteed.
 - These values may differ substantially from prices, if any, at which a private investment security or structured product may be bought or sold and do not necessarily represent the value you may receive upon liquidation.
 - Third party estimates of value are as of a certain date and are supplied to UBS Financial Services on a regular basis by an independent valuation firm.
 - Issuer, general partner or sponsor estimated values, if any, are supplied to the Firm by the issuer, general partner or sponsor and may be calculated based on different information from that used by third parties to derive their estimated values.
 - You can obtain additional information regarding the methodology used to determine the estimate of value and the date of the information that is the basis for the estimate by contacting your Financial Advisor.
 - Third party estimated values may be reflected as "Not priced" in several situations: when an independent valuation firm has not supplied or is unable to assign a value, when we become aware that a material event has occurred that may call a previously reported value into question, or when a value would be highly speculative due to the nature of the security.
 - When neither an issuer, general partner or sponsor estimated value nor a third-party estimated value is provided, the value of the security will be different from its purchase price.
 - "Distributions to date" may include return of capital, income or both.
 - "Original unit size" represents the initial offering price per unit and may not reflect your cost basis.

- DFP and unlisted REIT securities are not listed on a national securities exchange, and are generally illiquid and even if they can be sold, the price received may be less than the per share estimated value provided in the account statement.

- **Restricted securities.** Restricted securities generally are not currently eligible for public sale. UBS Financial Services uses the market price of the unrestricted stock of the same issuer as an imputed value for the restricted stock for purposes of this statement only. To the extent that restricted securities are eligible for sale, the value received may be substantially less than the imputed value shown.
- **Est. (estimated) income, current yields and rates.** An estimate of annual income is based on current dividend and interest rates, assuming the securities will be held for one year from statement date or until maturity. This estimate is only a guideline; accuracy and continued income are not guaranteed.
 - Estimated annual income and current yield for certain types of securities could include a return of principal or capital gains in which case the est. income (and current yield) would be overstated.
 - Estimated annual income and current yield and the actual income and yield might be lower or higher than the estimated amounts.
 - An estimate of annualized income (dividend and/or interest) divided by the current market value/average balance is based on the last dividend or interest payment made by the issuer and assumes the securities/deposits will be held for one year from the statement date or until maturity. Accuracy and continued yield are not guaranteed.
- **Assets not held by UBS Financial Services.** Certain assets are not held by the Firm and not within the Firm's possession or control. These assets are displayed on your statement for informational purposes only. Positions and values presented are provided by the issuing firm. UBS Financial Services is not responsible for this information and does not guarantee its accuracy. These assets are not protected by SIPC or the Firm's supplemental SIPC coverage.
- **Revenue sharing and additional compensation.**
 - In addition to commissions on sales and 12b-1 fees received in connection with the distribution of mutual funds to our clients we and/or our affiliate receive revenue sharing payments from distributors and/or advisors of the mutual funds that we sell. These amounts are based on two different components: (i) the amount of sales by UBS of a particular mutual fund family to our clients; and (ii) the asset value of a particular mutual fund family's shares held at the firm.
 - We and our affiliate also receive networking and omnibus processing fees in consideration for transfer agent services that we provide to the mutual funds. These fees generally are paid from investor assets in the mutual fund and are a fixed dollar amount based on the number of accounts at the broker-dealer holding mutual funds of that fund family.
 - In addition to commissions received in connection with the sale or distribution of annuity contracts and

unit investment trust units to our clients, we and/or our affiliate receive revenue sharing compensation from many of the insurance companies underwriting the annuity contracts, affiliates of the insurance companies or sponsors of the unit investment trusts we distribute.

- Our affiliates also receive trading commissions and other compensation from mutual funds and insurance companies whose products we distribute.
- We receive an annual fee from UBS Bank USA and UBS AG Stamford Branch of up to \$25 per account sweeping to the banks under the UBS Bank Sweep Programs.

Activity

Information regarding commissions and other charges incurred in connection with the execution of trades, including option transactions has been included on confirmations previously furnished to you, and will be provided to you promptly on request.

Short selling

If you are engaged in short selling a security, you may incur a charge due to certain borrowing costs for that particular security.

Open orders

Regarding open or "good-till-cancelled" orders that were not executed by the statement date, open buy and sell stop orders are reduced by the amount of dividends or rights on an ex-dividends or ex-rights date unless instructed otherwise by you. You are responsible for orders that are executed due to your failure to cancel existing open orders.

Privacy

To obtain a copy of our current Client Privacy Notice, please contact your Financial Advisor or visit our website at www.ubs.com/privacypolicy.

- UBS Financial Services is not a bank. The RMA, Business Services Account BSA and IRMA are brokerage accounts which provide access to banking services and products through arrangements with affiliated banks and other third-party banks, and provides access to insurance and annuity products issued by unaffiliated third-party insurance companies through insurance agency subsidiaries of UBS Financial Services Inc.
- Investment, insurance, and annuity products:
- Not FDIC insured • No bank guarantee • May lose value
- IRMA, Resource Management Account, Business Services Account BSA, IRMA and International Resource Management Account are registered service marks of UBS Financial Services Inc.
- VISA is a registered trademark owned by Visa International Service Association and used under license. The UBS Visa credit cards and the UBS Visa debit cards are issued by UBS Bank USA with permission from Visa U.S.A. Incorporated. All other trademarks, registered trademarks, service marks and registered service marks are of their respective companies.

UBS Financial Services Inc.

Rev. 201703

SDNY_GM_00023851

CONFIDENTIAL

EFTA_00134471

EFTA01276242